



Date: February 10, 2017
To: MONTGOMERY COUNTY SHERIFFS OFFICE
Attention: Jeffrey Smith
Regarding: MONTGOMERY COUNTY SHERIFFS OFFICE / 806680 / MontCoEMO
BUN: 806680 / 272413 / ABY MINDEN 959450 / App # 374110

Dear Jeffrey:

Please find enclosed for your review and execution by an authorized signatory of MONTGOMERY COUNTY SHERIFFS OFFICE, the document for the above-referenced wireless communication facility. If you have any questions regarding the details of the document, please contact Tara Rand at 781-970-0060.

Crown Castle now accepts digital signature, please follow the prompts within this document.

We will continue to execute documents that require Notary and Memorandums of Lease (MOLs) with ink signatures as required for notary and recording purposes. If an MOL is required, please send your partially executed MOL to the address below for review and full execution. For pre-approval of your MOL, you may send a soft copy to Licensing.DocumentExecution@CrownCastle.com, referencing the Crown Castle Business Unit and the words MOL in the subject line.

If you choose not to execute electronically, you have the option to print out 2 copies of the document, sign in ink and mail back to Crown Castle at the address below. Please include the name, e-mail, phone number, and physical street address of the individual to whom the signed document should be returned. Note: FedEx and UPS cannot deliver to a Post Office box.

Crown Castle
Attn: Licensing Document Execution
2000 Corporate Drive
Canonsburg, PA 15317

Questions may be directed to Licensing.DocumentExecution@CrownCastle.com or by phone at 1-844-753-8828.

Thank you,

Licensing Specialist
Crown Castle

Customer Site Name: MontCoEMO
Customer Site ID: 806680

Crown Site Name: ABY MINDEN 959450
Crown Business Unit: 806680
License Number: 272413
Amendment Number: 554205

FIRST AMENDMENT TO GOVERNMENT ENTITY TOWER LICENSE AGREEMENT

This First Amendment to Government Entity Tower License Agreement (this "Amendment") is made this _____ day of _____, _____, by and between Crown Atlantic Company LLC, a Delaware limited liability company ("Crown") and Montgomery County, a municipality ("Customer").

WHEREAS, Crown (and/or certain of its predecessors-in-interest) and Customer (and/or certain of its predecessors-in-interest) entered into a certain Government Entity Tower License Agreement dated June 20, 2011, as may have been previously amended and/or assigned (hereinafter the "TLA"), whereby Customer leases or licenses from Crown certain space at a telecommunications facility described in the TLA (the "Site"), and

WHEREAS, Crown and Customer desire to amend the TLA pursuant to the terms and subject to the conditions set forth herein.

NOW, THEREFORE, for good and valuable consideration, the receipt and sufficiency of which are hereby acknowledged, the parties hereto agree to be legally bound to this Amendment as follows:

1. Unless clear from the context in which they are used, all capitalized terms used herein shall have the same meanings ascribed to them in the TLA.
2. The monthly fee due under the TLA shall increase by Five Hundred and 00/100 Dollars (\$500.00) on the earlier of: i) the first (1st) day of the month in which Crown's issuance of written notice to proceed with the modification of Customer's equipment at the Site occurs, or ii) April 1, 2017.
3. The parties acknowledge that Customer is making certain modifications to its space and/or equipment at the Site as described in Attachment A, attached hereto.
4. The descriptions of Customer's space on the tower set forth in the TLA (including, without limitation, any descriptions of Customer's space on the tower set forth in any schedules, exhibits or attachments to the TLA) are hereby amended and deleted in their entirety and replaced and superseded by and with the descriptions of Customer's space on the tower set forth in Attachment A and Attachment C, attached hereto.
5. The equipment descriptions and specifications with respect to Customer's tower-mounted equipment set forth in the TLA (including, without limitation, any equipment descriptions and specifications with respect to Customer's tower-mounted equipment set forth in any schedules, exhibits or attachments to the TLA) are hereby amended and deleted in their entirety and replaced and superseded by and with the equipment descriptions and specifications with respect to Customer's tower-mounted equipment set forth in Attachment A and Attachment C, attached hereto. The parties acknowledge and agree that, notwithstanding anything to the contrary herein, this Amendment does not in any way modify the equipment descriptions and specifications with respect to Customer's ground-based equipment set forth in the TLA (including, without limitation, any equipment descriptions and specifications with

TT: A 853551

Prepared by: S. Price

Prepared on: February 10, 2017

Revised on:

SLA TLA Universal Amendment: 2/17/11; HD Version: 12/19/16

LRF Rev. #: 1

App Rev. #: 1

Customer Site Name: MontCoEMO
Customer Site ID: 806680

Crown Site Name: ABY MINDEN 959450
Crown Business Unit: 806680
License Number: 272413
Amendment Number: 554205

respect to Customer's ground-based equipment set forth in any schedules, exhibits or attachments to the TLA).

6. Except as expressly set forth in this Amendment, the TLA is otherwise unmodified, shall remain in full force and effect and is incorporated and restated herein as if fully set forth at length. In the event of any inconsistencies between the TLA and this Amendment, the terms of this Amendment shall control. Each reference in the TLA to itself shall be deemed to also refer to this Amendment.

[Remainder of Page Intentionally Left Blank]

TT: A 853551
Prepared by: S. Price
Prepared on: February 10, 2017
Revised on:
SLA TLA Universal Amendment, 2/17/11; *HD Version: 12/19/16*

LRF Rev. #: 1
App Rev. #: 1

Customer Site Name: MontCoEMO
Customer Site ID: 806680

Crown Site Name: ABY MINDEN 959450
Crown Business Unit: 806680
License Number: 272413
Amendment Number: 554205

IN WITNESS WHEREOF, the parties have set forth their hand and seal as of the date indicated above.

CROWN:
Crown Atlantic Company LLC,
a Delaware limited liability company

By: _____
Print Name: _____
Title: _____
Execution Date: _____

CUSTOMER:
Montgomery County

By: _____
Print Name: _____
Title: _____
Execution Date: _____

Customer Site Name: MontCoEMO
Customer Site ID: 806680

Crown Site Name: ABY MINDEN 959450
Crown Business Unit: 806680
License Number: 272413
Amendment Number: 554205

ATTACHMENT A

Site Engineering Application

(See attached approved Site Engineering Application)

TT: A 853551
Prepared by: S. Price
Prepared on: February 10, 2017
Revised on:
SLA TLA Universal Amendment; 2/17/11; HD Verston; 12/19/16

LRF Rev. #: 1
App Rev. #: 1



Customer Approved: Feb 02 2017

Application ID: 374110 Revision # 1 Submitted: Jan 11 2017

Submitted By: David Welch
Original Submit Date: Jan 11 2017 **Desired Install Date:** Jan 30 2017
Reason for Application: Adding additional equipment to existing config **JDE Job Number** 415288

Applications are subject to applicable Crown Castle engineering, regulatory, zoning/planning, and priority property-owner approval. Approval conditions may result in alternative requirements for type and/or placement of equipment. Approval conditions may also lead to additional or revised engineering analysis at Crown Castle discretion and upon consent of the customer.

Company Information

MLA: Stand Alone Agreement - TLA
Parent License #: 272413
Company: MONTGOMERY COUNTY
Address: OFFICE OF EMERGENCY
MANAGEMENT COUNTY OFFICE
BUILDING PO BOX 1500
City/Town: FONDA
State: NY **Postal Code:** 12068
Customer Job Number: Mont Co 2017
Customer Payment Reference:
Customer Site Name: MontCoEMO
Customer Site Number : 806680

Site Information

Crown Castle Site Name: ABY MINDEN 959450
Crown Castle Site ID: 806680
Crown Castle District: New England / Upstate NY
Address: SANDERS ROAD
City/Town: MINDEN
State: NY **Postal Code:** 13339
County: Montgomery
Latitude: 42° 58' 16.7" **Longitude:** -74° 40' 50.3"
Structure Type: SELF SUPPORT **Structure Height:** 181.5 ft

Legal Entity Information

Operating Legal Entity: MONTGOMERY COUNTY
Primary Contact: Jeffrey **Phone:** 518-848-0453
E-mail: jsmith@emo.montgomery.ny.us **Fax:** N/A
Address: PO Box 338/200 Clark Drive
City/Town: Fultonville **State:** NY **Postal Code:** 12072
RF Contact: Michael OBrien **Phone:** 518-25-5190
E-mail: mobrienpcs@hotmail.com

Project Management Vendor

Project Management Vendor: None

Service Information

Frequencies

Svc	Technology	EIRP (WATTS)	Std Frequency	Transmit		Receive		MHZ/GHZ
				Start	Stop	Start	Stop	
1	MW Link	933.0		6815.0	6815.0	6655.0	6655.0	MHZ
2	MW Link	9120.0		6765.0	6765.0	6605.0	6605.0	MHZ
3	Analog	250.0		150.995	174.0	150.995	174.0	MHZ
4	Analog	500.0		30.0	50.0	30.0	50.0	MHZ
5	Analog	100.0		150.0	160.0	150.0	160.0	MHZ

Antenna Information

Pos.	Cust Mount Class / CAD	C Line	Mount Elev	Level	Azimuth	Leg or Face	Mfg. / Model	Transmit		Receive		Use	Orient	Status	
								Svc	Start	Stop	Start				Stop
A	Side Arm Mount [SO] 304-1]	50	50.0	112	FT	Leg B	RFI ANTENNAS COL54-160	5	150.0	160.0	150.0	160.0	TX/RX	Upright	Proposed
A	Pipe Mount [PM] 601-1]	61	61.0	112	FT	Leg B	RFS/CELWAVE1 PAD6-65B		6815.0	6815.0	6655.0	6655.0	TX/RX	Upright	Installed
A	Pipe Mount [PM] 601-1]	71	71.0	111	FT	Leg B	RFS/CELWAVE2 PAD6-65B		6765.0	6765.0	6605.0	6605.0	TX/RX	Upright	Installed
A	Pipe Mount [PM] 601-1]	107	96.0	240	FT	Leg C	DECIBEL DB205-B	4	30.0	50.0	30.0	50.0	TX/RX	Upright	Installed
A	Side Arm Mount [SO] 304-1]	110	110.0	0	FT	Leg A	DECIBEL DB224-A	3	150.995	174.0	150.995	174.0	TX/RX	Mid-Mount	Installed
B	Side Arm Mount [SO] 304-1]	110	110.0	120	FT	Leg B	DECIBEL DB224-A	3	150.995	174.0	150.995	174.0	TX/RX	Mid-Mount	Installed

Feedline Information

Pos.	Customer Mount Class	Qty	Mfg.	Model	Length	Location	Ladder Type	Status
A	Side Arm Mount	1	Primary: COMMSCOPE Secondary: N/A	520096102/11	70.0	Internal Leg C	T Bracket	Proposed

A	Pipe Mount	1	Primary: RFS/CELWAVE E65 Secondary: N/A		111.0	Internal Leg C	T Bracket	Installed
A	Pipe Mount	1	Primary: RFS/CELWAVE E65 Secondary: N/A		121.0	Internal Leg C	T Bracket	Installed
A	Pipe Mount	1	Primary: ANDREW Secondary: N/A	LDF4-50A	157.0	Internal Leg C	T Bracket	Installed
A	Side Arm Mount	1	Primary: ANDREW Secondary: N/A	LDF5-50A	160.0	Internal Leg C	T Bracket	Installed
B	Side Arm Mount	1	Primary: ANDREW Secondary: N/A	LDF5-50A	160.0	Internal Leg C	T Bracket	Installed

Optional Component Information

Pos.	Customer Mount Class	Qty.	Mfg.	Model	Tower Mounted Equipment		Status
					Type	Elevation	
A	Side Arm Mount	N/A	N/A	N/A	N/A	N/A	N/A
A	Pipe Mount	N/A	N/A	N/A	N/A	N/A	N/A
A	Pipe Mount	N/A	N/A	N/A	N/A	N/A	N/A
A	Pipe Mount	N/A	N/A	N/A	N/A	N/A	N/A
A	Side Arm Mount	N/A	N/A	N/A	N/A	N/A	N/A
B	Side Arm Mount	N/A	N/A	N/A	N/A	N/A	N/A

Power Requirements

VAC	Need Crown Power	Phase	Amps
N/A	No	N/A	0

Lease, Pad, and Building Requirements

Building									
Building Id #:			N/A						
Building Type:			N/A						
	Length	Width	Height	SQ. Footage	Irregular SQ. Footage	Status			
Lease	N/A	N/A	N/A	N/A	N/A	N/A	N/A	N/A	
Pad	N/A	N/A	N/A	N/A	N/A	N/A	N/A	N/A	
Building	N/A	N/A	N/A	N/A	N/A	N/A	N/A	N/A	

Other Pad Requirements

No cabinets, dishes or other pads exist for this application

Number of Existing Cabinets:	0
Number of Proposed Cabinets:	0

Generator Requirements

No generators exist for this application

Battery Requirements

Type	Qty.	Mfg.	Model	Is Battery Backup Required?	No
N/A	0	N/A	N/A		
N/A	0	N/A	N/A		

Scope of Work/Additional Information

Scope of Work:

Montgomery County Emergency Management needs to add (1) additional antenna to the current VHF system. (1) COL54160 VHF antenna with a 6' side arm and 70' of 7/8 cable. B56 Grounding and best practice installation to be followed. Existing on site County owned shelter to be used.

****Indicates where Cut Sheet data has been entered.**

NOTICE: Structural Analysis shall be performed in accordance with the current revision of the TIA/EIA 222 standard and applicable local building permit codes and standards. EME analysis shall be consistent with current revision of FCC/OSHA standard OETB 65. AM detuning, when required, will be performed to 47 CFR22.371. The customer is responsible for all analysis expenses. All construction drawings are subject to Crown Castle engineering approval prior to commencement of tower attachments and compound installations. Installation of equipment not conforming to approved drawings may violate the terms of the occupancy agreement and will be corrected at the customer's expense. Crown Castle requires drawings for pre-construction approval and as built drawings for physical configuration validation to be submitted as unlocked AutoCAD files (Version 2000i preferred).

Appendix A - Antenna, Feedline, TME Specifications

Antenna Specifications

Quantity	Manufacturer	Model	Type	Height	Width	Depth	Weight	Flat Plate Area
1	RFI ANTENNAS	COL54-160	OMNI	255.91 IN	3.03 IN	3.03 IN	46.3 LBS	0.0
2	RFS/CELWAVE	PAD6-65B	MICROWAVE DISH	79.0 IN	79.0 IN	25.4 IN	141.0 LBS	0.0 FT2
1	DECIBEL	DB205-B	OMNI	206.0 IN	1.0 IN	1.0 IN	36.0 LBS	1.0 FT2
2	DECIBEL	DB224-A	DIPOLE	255.0 IN	1.75 IN	0.0 IN	32.0 LBS	3.15 FT2

Feedline Specifications

Quantity	Manufacturer	Model	Nominal Size	Nominal O.D.
1	COMMSCOPE	520096102/11	7/8	1.102 IN
2	RFS/CELWAVE	E65	ELLIPTICAL	2.0 IN
1	ANDREW	LDF4-50A	1/2	0.625 IN
2	ANDREW	LDF5-50A	7/8	1.03 IN

Customer Site Name: MontCoEMO
Customer Site ID: 806680

Crown Site Name: ABY MINDEN 959450
Crown Business Unit: 806680
License Number: 272413
Amendment Number: 554205

ATTACHMENT B

(Intentionally Omitted)

TT: A 853551
Prepared by: S. Price
Prepared on: February 10, 2017
Revised on:
SLA TLA Universal Amendment; 2/17/11; *HD Version: 12/19/16*

LRF Rev. #: 1
App Rev. #: 1

Customer Site Name: MontCoEMO
Customer Site ID: 806680

Crown Site Name: ABY MINDEN 959450
Crown Business Unit: 806680
License Number: 272413
Amendment Number: 554205

ATTACHMENT C

Level Drawing

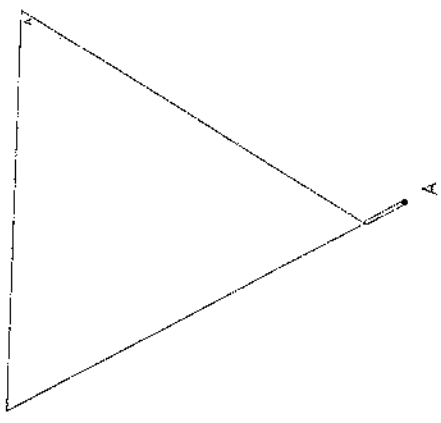
(See attached CAD-Generated Level Drawing)

TT: A 853551
Prepared by: S. Price
Prepared on: February 10, 2017
Revised on:
SLA TLA Universal Amendment, 2/17/11; *HD Version: 12/19/16*

LRF Rev. #: 1
App Rev. #: 1

OPEN	CUSTOMER	E	STATUS	VFC	MODEL	AZ	TECH	FIELD	LINE	SIZE	UNIT	TYPE	VFC	MODEL
A	MONTGOMERY COUNTY SHARKS SPORTS	13	PROPOSED	50 ANTIAMS	02-34-100	112	Arch	1	7/8	0				

OPERATING LEGAL ENTITY: MONTGOMERY COUNTY



BUSINESS UNIT: R6880 TOWER 0 A JENX LG

CROWN CASTLE

CROWN REGION ADDRESS
USA

SPACE RESERVED FOR PROFESSIONAL SEALS

NO DATE	DESCRIPTION	REVISIONS

DRAWN-CHECKED BY: E2C4D
DRAWING DATE: 1/26/2017

SITE NUMBER
SITE NAME

SITE NAME

ABY NUMBER: 999450

BUSINESS UNIT NUMBER

899480
SITE ADDRESS

BANDERS ROAD
MINDEN NY 13319
MONTGOMERY COUNTY
US

SHEET TITLE
50 FT PROPOSED LEVEL

SHEET NUMBER

A1-X

LEVEL DRAWING

PLOT DATE: 1/26/2017 FILENAME: 90680_A_SLP.dwg (150324-1)

ITEM	CUSTOMER	STATUS	MFG	AVAIL	MFG	MFG	MFG	MFG	MFG	MODEL
A	MONTGOMERY COUNTY SIGNS OFFICE #1	INSTALLED	RJZ	112	112	112	112	112	112	112

OPERATING LEGAL ENTITY: MONTGOMERY COUNTY

BUSINESS UNIT: 608580 TOWER D: A LEVEL: 0

ADDRESS: 0020

CROWN CASTLE
CROWN REGION ADDRESS
USA

SPACE RESERVE FOR PROFESSIONAL SEALS

NO. DATE	DESCRIPTION	DATE	BY

DRAWN/CHECKED BY: EZCAD
DRAWING DATE: 7/25/07

SITE NUMBER: _____
SITE NAME: _____
SITE NAME: _____
SITE NAME: _____
BY: MINDER 05/04/05
BUSINESS UNIT NUMBER: _____
BUSINESS UNIT NUMBER: _____
BUSINESS UNIT NUMBER: _____
BUSINESS UNIT NUMBER: _____

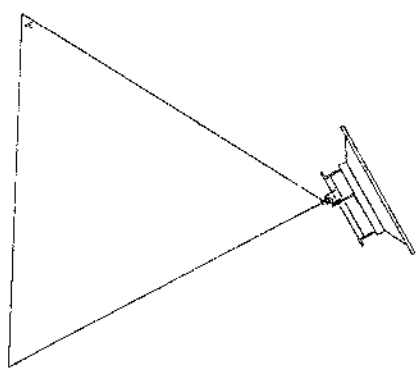
SANDERS ROAD
MONTGOMERY, MD 20888
MONTGOMERY COUNTY
MD

SHEET TITLE: **61 FT PROPOSED LEVEL**
SHEET NUMBER: _____

A1-X

PROJECT	CUSTOMER	STATUS	DATE	SCALE	PROJECT	DATE	SCALE	PROJECT	DATE	SCALE
A	MONTEGOMERY COUNTY SHEETS OFFICE 71	ISSUED	11	1/8" = 1'-0"	ES 0					

OPERATING LEGAL ENTITY: MONTGOMERY COUNTY




BUSINESS UNIT: 826680 TOWER D/A LEVEL 7

LEVEL DRAWING

PLOT DATE: 03/20/17 FILENAME: 826680_A_T_Level.dwg (P44251)

CARRERS LOG



CROWN REGION ADDRESS
USA
SPACE RESERVE FOR PROFESSIONAL STAMPS

NO. DATE	DESCRIPTION	BY

DRAWN CHECKED BY: E2CAD
ISSUING DATE: 12/22/17
SITE NUMBER
SITE NAME
SITE VALUE
BY: MINDER ISSUES
BUSINESS UNIT NUMBER
826680
SITE ADDRESS

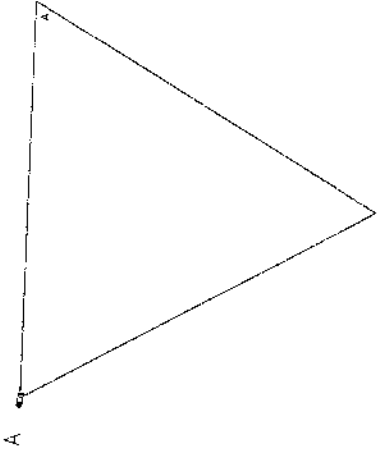
SANTERS ROAD
MIDDLETOWN, NY 13359
MONTGOMERY COUNTY
US

SHEET TITLE
71 FT PROPOSED LEVEL
SHEET NUMBER

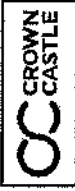
A1-X

CREATED	CUSTOMER	STATUS	ANTENNA	FEEDLINE	TIME	MODEL
A	MONTGOMERY COUNTY SERVICES OFFICE/107	INSTALLED	0502-B	750 APPR	1/2 D	

OPERATING LEGAL ENTITY: MONTGOMERY COUNTY



CARRIERS LCP



CROWN REGION ADDRESS
USA

PLAC RECORD FOR PROPRIETARY SOCS

REV	DATE	DESCRIPTION

DRAWN BY: EZCAD
DRAWING DATE: 10/26/17

SITE NUMBER:
SITE NAME:

SITE RAISE
AGY WPDEN 9546D

BUSINESS UNIT NUMBER
80988D

SITE ADDRESS

SAUNDERS ROAD
WINDEN NY 13389
MONTGOMERY COUNTY
US

SHEET TITLE
96 FT PROPOSED LEVEL

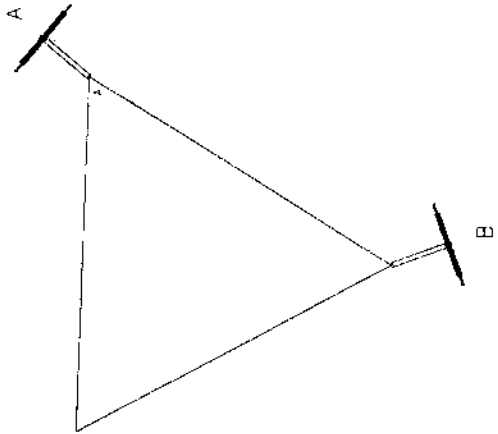
SHEET NUMBER
A1-X

LEVEL DRAWING

PLOT DATE: 12/22/17 FILE NAME: 80988D_1_96_F01906 (P1) (1 of 1)

ITEM	DESCRIPTION	DATE	BY	REMARKS
A	MONTGOMERY COUNTY DEBITS OFFACT10	9/24/04	WJG	7/8 C
B	MONTGOMERY COUNTY DEBITS OFFACT10	9/24/04	WJG	7/8 C

OPERATING LEGAL ENTITY: MONTGOMERY COUNTY




BUSINESS UNIT: 806680 COVER: 3-A SCALE: 1:10

LEVEL DRAWING

PLOT DATE: 12/28/17 FILE NAME: 806680_A_110.Plot (1/30/2017)

CAREER: JCD



PLEASE RETURN TO PROFESSIONAL C.A.S.

REV	DATE	DESCRIPTION

DRAWN/CHECKED BY: EIC4B
DRAWING DATE: 12/28/17

SITE NUMBER:
SITE NAME:
SITE NAME:
AST WINDEN #84450
BUSINESS UNIT NUMBER:
206680
SITE ADDRESS:

SANDERS ROAD
MIDCEN, MT 15359
MONTGOMERY COUNTY
US

SHEET TITLE:
110 FT PROPOSED LEVEL
SHEET NUMBER:

A1-X

Certificate Of Completion

Envelope Id: 0BFC14D88B354D63BA1E4D3069F01906

Status: Sent

Subject: BU-806680_PLIC-272413_APP-374110_ETA_ABYMINDEN959450_MONTGOMERYCOUNTYSHERIFFSOFFICE_806680_MontCoEMO

License: 272413

Area: ETA

BusinessUnit: 806680

District: NE

ApplicationId: 374110

Source Envelope:

Document Pages: 16

Signatures: 0

Envelope Originator:

Supplemental Document Pages: 0

Initials: 0

Sara Price at Crown Castle

Certificate Pages: 4

AutoNav: Enabled

Payments: 0

Canonsburg, PA 15317

Envelopeld Stamping: Enabled

sara.price@crowncastle.com

Time Zone: (UTC-05:00) Eastern Time (US &

IP Address: 64.213.130.241

Canada)

Record Tracking

Status: Original

Holder: Sara Price at Crown Castle

Location: DocuSign

2/10/2017 | 11:06:05 AM

sara.price@crowncastle.com

Signer Events

Signature

Timestamp

Security Level: Email, Account Authentication
(None)

Electronic Record and Signature Disclosure:

Not Offered via DocuSign

ID:

Security Level: Email, Account Authentication
(None)

Electronic Record and Signature Disclosure:

Not Offered via DocuSign

ID:

Execution Specialist

executionspecialist.embedded@crowncastle.com

Security Level: Email, Account Authentication
(None)

Electronic Record and Signature Disclosure:

Not Offered via DocuSign

ID:

System Sync

system.sync@crowncastle.com

Security Level: Email, Account Authentication
(None)

Electronic Record and Signature Disclosure:

Not Offered via DocuSign

ID:

Any Signer

licensing.executionmanager@crowncastle.com

Security Level: Email, Account Authentication
(None)

Signer Events	Signature	Timestamp
Electronic Record and Signature Disclosure: Not Offered via DocuSign ID:		
In Person Signer Events	Signature	Timestamp
Editor Delivery Events	Status	Timestamp
Agent Delivery Events	Status	Timestamp
Jeffrey Smith JSmith@emo.montgomery.ny.us Security Level: Email, Account Authentication (None) Electronic Record and Signature Disclosure: Accepted: 2/10/2017 1:35:08 PM ID: e2017f20-5e84-484f-9e3b-09c0db9a6b21		Sent: 2/10/2017 11:08:55 AM Viewed: 2/10/2017 1:35:08 PM
Intermediary Delivery Events	Status	Timestamp
Certified Delivery Events	Status	Timestamp
Carbon Copy Events	Status	Timestamp
Tara Rand tara.rand@crowncastle.com Security Level: Email, Account Authentication (None) Electronic Record and Signature Disclosure: Not Offered via DocuSign ID:	COPIED	Sent: 2/10/2017 11:08:54 AM
Notary Events		Timestamp
Envelope Summary Events	Status	Timestamps
Envelope Sent	Hashed/Encrypted	2/10/2017 11:08:55 AM
Payment Events	Status	Timestamps
Electronic Record and Signature Disclosure		

ELECTRONIC RECORD AND SIGNATURE DISCLOSURE

In order to provide more efficient and faster service, Crown Castle (a "we", "us" or "company") is pleased to announce the use of DocuSign, Inc. (a "DocuSign") electronic signing system. The terms for providing such documents for execution and various other documents and records to you electronically through DocuSign are set forth below. Please read the information below carefully and if you can satisfactorily access this information electronically and agree to these terms, please confirm your agreement by clicking the "I agree" button at the bottom of this document.

Getting paper copies

At any time, you may request from us a paper copy of any document for execution or other document or record provided or made available electronically to you by us. You will be able to download and print documents we send to you through the DocuSign system during and immediately after each signing session and, if you elect to create a DocuSign signer account, you may access them for a limited period of time thereafter. To request paper copies of documents previously provided by us to you electronically, send an e-mail to esignature@CrownCastle.com, requesting the subject paper copies and stating your e-mail address, name, US Postal address and telephone number.

Withdrawing your consent to receive and/or execute documents electronically

If you elect to receive documents for execution and various other documents and records from us electronically, you may at any time change your mind and tell us that thereafter you want to receive such documents only in paper format. To withdraw your consent to electronic delivery and execution of documents, use the DocuSign 'Withdraw Consent' form on the signing page of a DocuSign envelope, instead of signing it. Thereafter, you will no longer be able to use the DocuSign system to electronically receive and execute documents or other records from us. You may also send an e-mail to esignature@CrownCastle.com stating that you are withdrawing your consent to electronic delivery and execution of documents through the DocuSign system and stating your e-mail address, name, US Postal Address, and telephone number.

Consequences of withdrawing consent to receive and/or execute documents electronically

If you elect to receive documents for execution and various other documents and other records only in paper format, it will slow the speed at which we can complete the subject transactions because of the increased delivery time.

Documents for execution, and other documents and records may be sent to you electronically

Unless you tell us otherwise in accordance with the procedures described herein, we may provide documents for execution, and other documents and records electronically to you through the DocuSign system during the course of our relationship with you. To reduce the chance of you inadvertently not receiving any document for execution or other document or record, we prefer to provide all documents for execution, and other documents and records by the same method and to the same address that you have given us. If you do not agree with this process, please let us know as described below.

How to contact Crown Castle

You may contact us to let us know of any changes related to contacting you electronically, to request paper copies of documents for execution and other documents and records from us, and to withdraw your prior consent to receive documents for execution and other documents and records electronically as follows:

To contact us by phone call: 724-416-2000

To contact us by email, send messages to: esignature@CrownCastle.com

To contact us by paper mail, send correspondence to

Crown Castle

2000 Corporate Drive

Canonsburg, PA 15317

To advise Crown Castle and DocuSign of your new e-mail address

To let us know of a change to the e-mail address where we should send documents for execution and other documents and records to you, you must send an email message to esignature@CrownCastle.com and state your previous e-mail address and your new e-mail address.

In addition, you must notify DocuSign, Inc. to arrange for your new email address to be reflected in your DocuSign account by following the process for changing e-mail in the DocuSign system.

Required hardware and software

Operating Systems:	Windows® 2000, Windows® XP, Windows Vista®; Mac OS® X
Browsers:	Final release versions of Internet Explorer® 6.0 or above (Windows only); Mozilla Firefox 2.0 or above (Windows and Mac); Safari™ 3.0 or above (Mac only)
PDF Reader:	Acrobat® or similar software may be required to view and print PDF files
Screen Resolution:	800 x 600 minimum
Enabled Security Settings:	Allow per session cookies

These minimum requirements are subject to change. If these requirements change, you will be asked to re-accept the disclosure. Pre-release (e.g. beta) versions of operating systems and browsers are not supported.

Acknowledging your access and consent to receive documents electronically

Please confirm that you were able to access this disclosure electronically (which is similar to the manner in which we will deliver documents for execution and other documents and records) and that you were able to print this disclosure on paper or electronically save it for your future reference and access or that you were able to e-mail this disclosure to an address where you will be able to print it on paper or save it for your future reference and access. Further, if you consent to receiving documents for execution and other documents and records in electronic format on the terms described above, please let us know by clicking the "I agree" button below.

By checking the 'I agree' box, I confirm that:

- You can access and read this Electronic Record and Signature Disclosure; and
- As a recipient, you can read, electronically sign and act upon this message, and you agree not to forward it or any other DocuSign e-mail communications. In the event another party needs to be added to the DocuSign communication, you must make a request to the e-mail originator.