

APRIL 2024



**MONTGOMERY
COUNTY NY**

Made of Something Stronger

PROJECT MANUAL

Montgomery County Jail Shower Renovation

200 Clark Drive
Fultonville, New York 12072

Prepared for:


MONTGOMERY COUNTY

Purchasing Department
County Annex Building
P.O. Box 1500 - 20 Park Street
Fonda, New York 12068-1500

Montgomery County Bid No.: 12-24

Prepared by:

C.T. MALE ASSOCIATES
50 Century Hill Drive
Latham, New York 12110



(518) 786-7400 | FAX (518) 786-7299
www.ctmale.com

C.T. Male Associates Project No.: 23.3592

Unauthorized alteration or addition to
This document is a violation of the
New York State Education Law.

© Copyright 2024
C.T. MALE ASSOCIATES

ENGINEERING, SURVEYING, ARCHITECTURE, LANDSCAPE ARCHITECTURE & GEOLOGY, D.P.C.

PROJECT MANUAL

TABLE OF CONTENTS

			Page Count
DIVISION 0 – PROCUREMENT AND CONTRACTING REQUIREMENTS			
INTRODUCTORY INFORMATION			
Document	000000	Project Cover Page	1
	000110	Table of Contents	3
	000115	List of Drawing Sheets	1
PROCUREMENT REQUIREMENTS			
Document	001116	Invitation to Bidders	2
	002113	Instructions to Bidders	1
	002113.1	AIA Document A701 Instructions To Bidders	10
	002513	Prebid Meetings	2
	002600	Procurement Substitution Procedures	2
AVAILABLE INFORMATION			
Document	003100	Available Project Information	1
	003143	Permit Application	1
PROCUREMENT FORMS AND SUPPLEMENTS			
Document	004100	Notice to Bidders – Bid Forms	1
	004113	Bid Form	5
	004313	Bid Security Forms	1
	004313.1	Bid Security Attachment Page	1
	004314	Performance Bond Information Form	1
	004321	Allowance Form	1
	004322	Unit Price Form	2
	004325	Substitution Request	1
	004326	Bid Submittal Checklist	1
	004336	Proposed Subcontractor Form	1
	004373	Proposed Schedule of Values Form	1
	004513	Contractor Qualification Statement	1
	004519	Non-Collusion Affidavit	1
	004520	Certificate of Compliance with the Iran Divestment Act	1
CONTRACTING FORMS AND SUPPLEMENTS			
Document	005100	Notice of Award	2
	005200	Agreement	1
	005200.1	AIA Document A101 Standard Form of Agreement	11
	005200.2	AIA Document A101-Exhibit A-Insurance and Bonds	8
	006000	Project Forms	1
	006113	Performance and Payment Bond	1
	006114	Surety Company Data	1
	006216	Certificate of Insurance Form Attachment Page	1
	006290	Certificate of Owner’s Attorney	1

			Page Count
CONDITIONS OF THE CONTRACT			
Document	007200	General Conditions of the Construction Contract	1
	007200.1	AIA Document A201 General Conditions of the Contract	40
	007300	Supplementary Conditions Modifications to General Conditions	12
	007301	Supplementary Conditions Additional Articles	4
	007343	Wage Rate Requirements	1
	007343.1	Prevailing Wage Schedule	71
	008010	New York State Contract Provisions	1
	008010.1	Standard Clauses for NYS Contracts (Appendix A)	6
REVISIONS, CLARIFICATIONS, AND MODIFICATIONS			
Document	009113	Addenda	1
DIVISION 1 – GENERAL REQUIREMENTS			
Section	011000	Summary	6
	012000	Price and Payment Procedures	4
	012100	Allowances	3
	012300	Alternates	2
	012500	Substitution Procedures	3
	012600	Contract Modification Procedures	2
	013100	Project Management and Coordination	10
	013200	Construction Progress Documentation	5
	013300	Submittal Procedures	7
	014000	Quality Requirements	8
	014200	References	3
	015000	Temporary Facilities and Controls	7
	016000	Product Requirements	5
	017300	Execution	9
	017419	Construction Waste Management and Disposal	5
	017700	Closeout Procedures	6
	017823	Operations and Maintenance Data	6
	017839	Project Record Documents	4
	017900	Demonstration and Training	3
DIVISION 2 – EXISTING CONDITIONS			
Section	024100	Demolition	4
DIVISION 3 – CONCRETE			
Section	030100	Maintenance of Concrete	2
DIVISION 7 – THERMAL AND MOISTURE PROTECTION			
Section	078400	Fire Stopping	3
	079200	Joint Sealants	5
DIVISION 9 - FINISHES			
Section	092116	Gypsum Board Assemblies	4
	095753	Metal Plan Security Ceiling System	5
	096723	Resinous Flooring	5
	099000	Painting and Coating – Commercial Facility	5
	099400	Decorative Finishing	3
DIVISION 10 - SPECIALTIES			
	102800	Toilet, Bath, and Laundry Accessories	4

END OF SECTION 000110

SECTION 000115 - LIST OF DRAWING SHEETS

REFER TO DRAWING COVER

END OF SECTION 000115

This page intentionally left blank

**SECTION 001116
INVITATION TO BID**

Sealed Bids will be received by **Montgomery County**, at the Offices of the Purchasing Department , located at County Annex Building, 20 Park Street, Fonda, New York 12068-1500, until 2:00 PM local time on Wednesday, May 22, 2024. Bid will be opened and reviewed publicly at the Montgomery County Department of Public Works, County Highway Building 113 Park Drive, Fultonville, NY 12072, at 2:30 PM local time on Wednesday May 22, 2024, for:

**MONTGOMERY COUNTY - JAIL SHOWER RENOVATION
MONTGOMERY COUNTY JAIL, 200 CLARK DRIVE, FULTONVILLE, NEW YORK 12072
OWNER'S BID NO: 12-24**

The work includes, but is not limited to: Removal of existing inmate shower floor/wall/ceiling finishes and fixtures; and installation of new floor/wall/ceiling finishes and fixtures. Mechanical, plumbing and electrical work is limited in nature and includes disconnection and reconnection of related fixtures to wiring, piping, drains and ductwork.

The Montgomery County will award a Single Prime Contract as follows:
CONTRACT NUMBER AND TYPE

1. Contract 01 - General Construction

Bids will be received on a Stipulated Sum basis, including unit prices, alternates and allowances, in accordance with the Summary of Work as described in the Contract Documents.

There will be a Pre-bid Conference, at 2:00 PM local time on Tuesday May 7th, 2024 at the project site, located at Montgomery County Jail, 200 Clark Drive, Fultonville, New York, to review the Bidding Documents, as described in the Instructions to Bidders. Attendance at this meeting is recommended as representatives of the Owner and Architect will be present. No additional pre-bid conferences will be scheduled.

The Project schedule anticipates an approximate start date of July 2024 and shall be Substantially Completed by October 7, 2024 for Owner Occupancy and completed and ready for final payment by November 4, 2024. The Contractor(s)' surety, if any, shall be assessed liquidated damages for late completion.

The labor on this contract shall be performed in all respects in full accordance with the Labor Law of the State of New York. Contractors must conform to the New York State prevailing wage rate schedules which are annexed to and form a part of the specifications for this project.

Bids should not include New York State sales and compensating use taxes on materials incorporated into the work.

In accordance with Section 103-d of the General Municipal Law, at the time Contractor submits its bid, an authorized and responsible person shall execute and deliver a non-collusive bidding certification on Contractor's behalf.

In accordance with Chapter 1 of the 2012 Laws of New York, the provision to State Finance Law (SFL) § 165-a and New York General Municipal Law § 103-g, at the time Contractor submits its bid, an authorized and responsible person shall execute and deliver a Certificate of Compliance with the Iran Divestment Act.

Bids actually received by mail or by hand after the appointed time on the date specified shall be rejected, notwithstanding that such Bid may have been placed in a mail box or other mail receptacle regularly maintained by the United States Postal Service before such time, and ordinarily in sufficient time to have been delivered on time.

Bid security in the amount of 5% of the Bid must accompany each Bid in accordance with the Instructions to Bidders.

The successful Bidder will be required to furnish a performance bond and a payment bond, each in an amount equal to 100% of the contract price.

Bidders on this work will be required to comply with the President's Executive Orders No. 11246 and No. 11375, which pertain to nondiscrimination in employment. The requirements for Bidders and Contractors under these orders are explained in the Bidding and Contract Documents.

Drawings and Specifications may be examined on and after April 24, 2024, during normal business hours at THE FOLLOWING LOCATIONS:

1. MONTGOMERY COUNTY (OWNER), located at 20 Park Street, Fonda, New York 12068, (Phone 518-853-3814) by appointment only, from 8:00 AM to 4:00 PM, Monday through Friday.
2. C.T. MALE ASSOCIATES (ARCHITECT), 50 Century Hill Dr., Latham, NY 12110, tel. (518) 786-7400, by appointment only, from 8:00 AM to 4:00 PM, Monday through Friday.
3. EASTERN CONTRACTOR'S ASSOCIATION, INC., 6 Airline Dr., Albany, NY 12205, tel. (518) 869-0961, from 8 AM to 5 PM Monday through Friday; and
4. DODGE on-line only at www.construction.com.

Complete Sets of Bidding and Contract Documents in Electronic Format may be obtained at no charge from the OWNER, by contacting the office of the Purchasing Department, Located at 20 Park Street, Fonda, New York 12068-1500, and at telephone (518) 853-3351 during normal business hours, Monday through Friday, from 8:30AM to 4:00 PM, to download copies from the County Website at: <https://www.co.montgomery.ny.us/web/sites/departments/purchasing/contact.asp>

All Bidders who intend to submit bids from documents acquired here MUST provide their contact information. Only those Contract Documents obtained in this manner will enable a prospective bidder to be identified as an official plan holder of record. Contract Documents obtained from other sources may not be accurate or may not contain addenda that may have been issued. Printed Copies of the Contract Documents will not be available. Bidders wishing to obtain printed copies of the Contract Documents shall arrange at their own cost any required reproduction of the electronic documents

All requests for interpretations must be submitted in writing to the **ARCHITECT**, at the above address, or via email to n.lobosco@ctmale.com, for final clarifications by no later than **2:00 PM** local time on **May 15, 2024**. Requests received after this date will not receive a response. Addendum will be issued to all Bidders who are known by the issuing office to have received a complete set of Bidding Documents by no later than **May 17, 2024**, though addenda may be issued at any time prior to receipt of Bids as noted in the Instructions to Bidders.

Bidders shall begin the Work on receipt of the Notice to Proceed and shall complete the Work within the Contract Time.

Montgomery County reserves the right to waive any informalities or irregularities in the Bids received, or to reject any or all Bids without explanation.

By Order of:

County Executive, Montgomery County

END OF SECTION 001116

This page intentionally left blank

SECTION 002113 - INSTRUCTIONS TO BIDDERS

SUMMARY

1.1 INSTRUCTIONS TO BIDDER.

- A. AIA Document A701 (AIA A701) , "Instructions to Bidders," is hereby incorporated into the Procurement and Contracting Requirements by reference.
 - 1. A copy of AIA Document A701, "Instructions to Bidders," is bound in the Project Manual.

END OF SECTION 002113

This page intentionally left blank



AIA® Document A701® – 2018

Instructions to Bidders

for the following Project:
(Name, location, and detailed description)

Montgomery County Jail – Shower Renovation
200 Clark Drive
Fultonville, New York 12072

Architect’s Project No. 23.3592
Owner’s Project No. 12-24

THE OWNER:
(Name, legal status, address, and other information)

Montgomery County
County Annex Building
P.O. Box 1500 – 20 Park Street
Fonda, New York 12068-1500

Jaclyn Doin, Purchasing Buyer
E-mail: jhernigle@co.montgomery.ny.us
Tel: (518) 853-3351

THE OWNER’S REPRESENTATIVE:
(Name, legal status, address, and other information)

Montgomery County
Department of Public Works
113 Park Drive
Fultonville, NY 12072

Eric M. Mead, Commissioner
E-mail: emead@co.montgomery.ny.us
Tel: (518) 853-3814

THE ARCHITECT:
(Name, legal status, address, and other information)

C.T. Male Associates
Engineering, Surveying, Architecture, Landscape Architecture & Geology, D.P.C.
50 Century Hill Drive
Latham, New York 12110

ADDITIONS AND DELETIONS:
The author of this document has added information needed for its completion. The author may also have revised the text of the original AIA standard form. An *Additions and Deletions Report* that notes added information as well as revisions to the standard form text is available from the author and should be reviewed. A vertical line in the left margin of this document indicates where the author has added necessary information and where the author has added to or deleted from the original AIA text.

This document has important legal consequences. Consultation with an attorney is encouraged with respect to its completion or modification.

FEDERAL, STATE, AND LOCAL LAWS MAY IMPOSE REQUIREMENTS ON PUBLIC PROCUREMENT CONTRACTS. CONSULT LOCAL AUTHORITIES OR AN ATTORNEY TO VERIFY REQUIREMENTS APPLICABLE TO THIS PROCUREMENT BEFORE COMPLETING THIS FORM.

It is intended that AIA Document G612™–2017, Owner’s Instructions to the Architect, Parts A and B will be completed prior to using this document.

TABLE OF ARTICLES

1	DEFINITIONS
2	BIDDER'S REPRESENTATIONS
3	BIDDING DOCUMENTS
4	BIDDING PROCEDURES
5	CONSIDERATION OF BIDS
6	POST-BID INFORMATION
7	PERFORMANCE BOND AND PAYMENT BOND
8	ENUMERATION OF THE PROPOSED CONTRACT DOCUMENTS

ARTICLE 1 DEFINITIONS

§ 1.1 Bidding Documents include the Bidding Requirements and the Proposed Contract Documents. The Bidding Requirements consist of the advertisement or invitation to bid, Instructions to Bidders, supplementary instructions to bidders, the bid form, and any other bidding forms. The Proposed Contract Documents consist of the unexecuted form of Agreement between the Owner and Contractor and that Agreement's Exhibits, Conditions of the Contract (General, Supplementary and other Conditions), Drawings, Specifications, all Addenda, and all other documents enumerated in Article 8 of these Instructions.

§ 1.2 Definitions set forth in the General Conditions of the Contract for Construction, or in other Proposed Contract Documents apply to the Bidding Documents.

§ 1.3 Addenda are written or graphic instruments issued by the Architect, which, by additions, deletions, clarifications, or corrections, modify or interpret the Bidding Documents.

§ 1.4 A Bid is a complete and properly executed proposal to do the Work for the sums stipulated therein, submitted in accordance with the Bidding Documents.

§ 1.5 The Base Bid is the sum stated in the Bid for which the Bidder offers to perform the Work described in the Bidding Documents, to which Work may be added or deleted by sums stated in Alternate Bids.

§ 1.6 An Alternate Bid (or Alternate) is an amount stated in the Bid to be added to or deducted from, or that does not change, the Base Bid if the corresponding change in the Work, as described in the Bidding Documents, is accepted.

§ 1.7 A Unit Price is an amount stated in the Bid as a price per unit of measurement for materials, equipment, or services, or a portion of the Work, as described in the Bidding Documents.

§ 1.8 A Bidder is a person or entity who submits a Bid and who meets the requirements set forth in the Bidding Documents.

§ 1.9 A Sub-bidder is a person or entity who submits a bid to a Bidder for materials, equipment, or labor for a portion of the Work.

§ 1.10 ARCHITECT/ENGINEER is the person, firm, or corporation named as the **Architect** in the Agreement, or the duly appointed employees and representatives of the named **Architect**.

ARTICLE 2 BIDDER'S REPRESENTATIONS

§ 2.1 By submitting a Bid, the Bidder represents that:

- .1 the Bidder has read and understands the Bidding Documents;
- .2 the Bidder understands how the Bidding Documents relate to other portions of the Project, if any, being bid concurrently or presently under construction;
- .3 the Bidder complies with the Bidding Documents;
- .4 the Bidder has visited the site, become familiar with local conditions under which the Work is to be performed, and has correlated the Bidder's observations with the requirements of the Proposed Contract Documents;
- .5 the Bid is based upon the materials, equipment, and systems required by the Bidding Documents without exception; and
- .6 the Bidder has read and understands the provisions for liquidated damages, if any, set forth in the form of Agreement between the Owner and Contractor.
- .7 the Bidder has investigated all required fees, permits, and regulatory requirements of authorities having jurisdiction and has properly included in the submitted bid the cost of such fees, permits, and requirements not otherwise indicated as provided by Owner.
- .8 the Bidder is a properly licensed Contractor according to the laws and regulations of Montgomery County and meets qualifications indicated in the Procurement and Contracting Documents.
- .9 the Bidder has incorporated into the Bid adequate sums for work performed by installers whose qualifications meet those indicated in the Procurement and Contracting Documents.

§ 2.2 In accordance with Section 103-d of the General Municipal Law, at the time the Bid is submitted, an authorized and responsible person shall execute and deliver a non-collusive bidding certification on Bidder's behalf.

ARTICLE 3 BIDDING DOCUMENTS

§ 3.1 Distribution

§ 3.1.1 Bidders shall obtain complete Bidding Documents, as indicated below, from the issuing office designated in the advertisement or invitation to bid, for the deposit sum, if any, stated therein.

(Indicate how, such as by email, website, host site/platform, paper copy, or other method Bidders shall obtain Bidding Documents.)

Drawings and Specifications may be examined, on and after **April 24, 2024**, during normal business hours, at the following locations:

- .1 MONTGOMERY COUNTY, (Owner), located at 6 Park Street, Fonda, NY 12068, (Phone: 518-853-3814) by appointment only, from 8 AM to 4:00 PM, Monday through Friday;
- .2 C.T. MALE ASSOCIATES, Engineering, Surveying, Architecture, Landscape Architecture & Geology, D.P.C. (Architect), 50 Century Hill Drive, Latham, NY 12110, tel. (518) 786-7400, by appointment only, from 8:00 AM to 4:00 PM, Monday through Friday;
- .3 Eastern Contractor's Association, Inc., 6 Airline Dr., Albany, NY 12205, tel. (518) 869-0961, from 8 AM to 5 PM, Monday through Friday; and
- .4 Dodge on-line only at www.construction.com.

Complete sets of Bidding and Contract Documents in electronic format may be obtained at no charge from the **OWNER**, by contacting the office of the Purchasing Department, located at 20 Park Street, P.O. Box 1500, Fonda, NY 12068 at telephone (518) 853-3351 during normal business hours, Monday–Friday, from 8:30 AM to 4:00 PM, to download copies from the County Website at <https://www.co.montgomery.ny.us/web/sites/departments/purchasing/contact.asp>.

All Bidders who intend to submit bids from documents acquired here **MUST** provide their contact information. Only those Contract Documents obtained in this manner will enable a prospective bidder to be identified as an official plan holder of record. Contract Documents obtained from other sources may not be accurate or may not contain addenda that may have been issued. Printed copies of the Contract Documents will not be available. Bidders wishing to obtain printed copies of the Contract Documents shall arrange at their own cost any required reproduction of the electronic documents.

§ 3.1.2 Any required deposit shall be refunded to Bidders who submit a bona fide Bid and return the paper Bidding Documents in good condition within ten days after receipt of Bids. The cost to replace missing or damaged paper documents will be deducted from the deposit. A Bidder receiving a Contract award may retain the paper Bidding Documents, and the Bidder's deposit will be refunded.

§ 3.1.3 Bidding Documents will not be issued directly to Sub-bidders unless specifically offered in the advertisement or invitation to bid, or in supplementary instructions to bidders.

§ 3.1.4 Bidders shall use complete Bidding Documents in preparing Bids. Neither the Owner nor Architect assumes responsibility for errors or misinterpretations resulting from the use of incomplete Bidding Documents.

§ 3.1.5 The Bidding Documents will be available for the sole purpose of obtaining Bids on the Work. No license or grant of use is conferred by distribution of the Bidding Documents.

§ 3.2 Modification or Interpretation of Bidding Documents

§ 3.2.1 The Bidder shall carefully study the Bidding Documents, shall examine the site and local conditions, and shall notify the Architect of errors, inconsistencies, or ambiguities discovered and request clarification or interpretation pursuant to Section 3.2.2.

§ 3.2.2 Requests for clarification or interpretation of the Bidding Documents shall be submitted by the Bidder in writing and shall be received by the Architect at least seven days prior to the date for receipt of Bids.

(Indicate how, such as by email, website, host site/platform, paper copy, or other method Bidders shall submit requests for clarification and interpretation.)

All requests for interpretations must be submitted in writing, using forms found in the Project Manual, to the **Architect**, at C.T. Male Associates Engineering, Surveying, Architecture, Landscape Architecture & Geology, D.P.C., 50 Century Hill Drive, Latham, New York 12110, or via email to **n.lobosco@ctmale.com**, with "**RFP 12-24 Montgomery County Jail – Shower Renovation**" listed in the subject line, for final clarifications by no later than **2:00 PM** local time **May 15, 2024**. Requests received after this date will not receive a response.

§ 3.2.3 Modifications and interpretations of the Bidding Documents shall be made by Addendum. Modifications and interpretations of the Bidding Documents made in any other manner shall not be binding, and Bidders shall not rely upon them.

§ 3.3 Substitutions

§ 3.3.1 The materials, products, and equipment described in the Bidding Documents establish a standard of required function, dimension, appearance, and quality to be met by any proposed substitution.

§ 3.3.2 Substitution Process

§ 3.3.2.1 Written requests for substitutions shall be received by the Architect at least ten days prior to the date for receipt of Bids. Requests shall be submitted in the same manner as that established for submitting clarifications and interpretations in Section 3.2.2.

§ 3.3.2.2 Bidders shall submit substitution requests on a Substitution Request Form if one is provided in the Bidding Documents.

§ 3.3.2.3 If a Substitution Request Form is not provided, requests shall include (1) the name of the material or equipment specified in the Bidding Documents; (2) the reason for the requested substitution; (3) a complete description of the proposed substitution including the name of the material or equipment proposed as the substitute, performance and test data, and relevant drawings; and (4) any other information necessary for an evaluation. The request shall include a statement setting forth changes in other materials, equipment, or other portions of the Work, including changes in the work of other contracts or the impact on any Project Certifications (such as LEED), that will result from incorporation of the proposed substitution.

§ 3.3.3 The burden of proof of the merit of the proposed substitution is upon the proposer. The Architect's decision of approval or disapproval of a proposed substitution shall be final.

§ 3.3.4 If the Architect approves a proposed substitution prior to receipt of Bids, such approval shall be set forth in an Addendum. Approvals made in any other manner shall not be binding, and Bidders shall not rely upon them.

§ 3.3.5 No substitutions will be considered after the Contract award unless specifically provided for in the Contract Documents.

§ 3.4 Addenda

§ 3.4.1 Addenda will be transmitted to Bidders known by the issuing office to have received complete Bidding Documents.

(Indicate how, such as by email, website, host site/platform, paper copy, or other method Addenda will be transmitted.)

Addenda may be issued by email to all known Bidders at any time prior to the receipt of bids.

§ 3.4.2 Addenda will be available where Bidding Documents are on file.

§ 3.4.3 Addenda may be issued at any time prior to the receipt of bids, including an Addendum withdrawing the request for Bids or one which includes postponement of the date for receipt of Bids.

§ 3.4.4 Prior to submitting a Bid, each Bidder shall ascertain that the Bidder has received all Addenda issued, and the Bidder shall acknowledge their receipt in the Bid. Owner may elect to waive the requirement for acknowledging receipt of Addenda as follows:

- .1 Information received as part of the Bid indicates that the Bid, as submitted, reflects modifications to the Procurement and Contracting Documents included in an unacknowledged Addendum.
- .2 Modifications to the Procurement and Contracting Documents in an unacknowledged Addendum do not, in the opinion of Owner, affect the Contract Sum or Contract Time.

ARTICLE 4 BIDDING PROCEDURES

§ 4.1 Preparation of Bids

§ 4.1.1 Bids shall be submitted on the forms included with or identified in the Bidding Documents.

§ 4.1.2 All blanks on the bid form shall be legibly executed. Paper bid forms shall be executed in a non-erasable medium.

§ 4.1.3 Sums shall be expressed in both words and numbers, unless noted otherwise on the bid form. In case of discrepancy, the amount entered in words shall govern.

§ 4.1.4 Edits to entries made on paper bid forms must be initialed by the signer of the Bid.

§ 4.1.5 All requested Alternates shall be bid. If no change in the Base Bid is required, enter "No Change" or as required by the bid form. Owner may elect to disqualify a bid due to failure to submit a bid in the form requested, failure to bid requested alternates or unit prices, failure to complete entries in all blanks in the Bid Form, or inclusion by the Bidder of any alternates, conditions, limitations or provisions not called for.

§ 4.1.6 Where two or more Bids for designated portions of the Work have been requested, the Bidder may, without forfeiture of the bid security, state the Bidder's refusal to accept award of less than the combination of Bids stipulated by the Bidder. The Bidder shall neither make additional stipulations on the bid form nor qualify the Bid in any other manner.

§ 4.1.7 Each copy of the Bid shall state the legal name and legal status of the Bidder. As part of the documentation submitted with the Bid, the Bidder shall provide evidence of its legal authority to perform the Work in the jurisdiction where the Project is located. Each copy of the Bid shall be signed by the person or persons legally authorized to bind the Bidder to a contract. A Bid by a corporation shall further name the state of incorporation and have the corporate seal affixed. A Bid submitted by an agent shall have a current power of attorney attached, certifying the agent's authority to bind the Bidder.

§ 4.1.8 A Bidder shall incur all costs associated with the preparation of its Bid.

§ 4.1.9 Bids shall not include New York State sales and compensating use taxes on materials incorporated into the work .

§ 4.2 Bid Security

§ 4.2.1 Each Bid shall be accompanied by the following bid security:
(Insert the form and amount of bid security.)

Bid security in the amount of **5%** of the Bid must accompany each Bid in accordance with the Instructions to Bidders.

§ 4.2.2 The Bidder pledges to enter into a Contract with the Owner on the terms stated in the Bid and shall, if required, furnish bonds covering the faithful performance of the Contract and payment of all obligations arising thereunder. Should the Bidder refuse to enter into such Contract or fail to furnish such bonds if required, the amount of the bid security shall be forfeited to the Owner as liquidated damages, not as a penalty. In the event the Owner fails to comply with Section 6.2, the amount of the bid security shall not be forfeited to the Owner.

§ 4.2.3 If a surety bond is required as bid security, it shall be written on AIA Document A310™, Bid Bond, unless otherwise provided in the Bidding Documents. The attorney-in-fact who executes the bond on behalf of the surety shall affix to the bond a certified and current copy of an acceptable power of attorney. The Bidder shall provide surety bonds from a company or companies lawfully authorized to issue surety bonds in the jurisdiction where the Project is located.

§ 4.2.4 The Owner will have the right to retain the bid security of Bidders to whom an award is being considered until (a) the Contract has been executed and bonds, if required, have been furnished; (b) the specified time has elapsed so that Bids may be withdrawn; or (c) all Bids have been rejected. However, if no Contract has been awarded or a Bidder has not been

notified of the acceptance of its Bid, a Bidder may, beginning **forty-five (45)** days after the opening of Bids, withdraw its Bid and request the return of its bid security.

§ 4.3 Submission of Bids

§ 4.3.1 A Bidder shall submit its Bid as indicated below:

(Indicate how, such as by website, host site/platform, paper copy, or other method Bidders shall submit their Bid.)

Two paper copies of Sealed Bids will be received by **Montgomery County**, at the Offices of the Purchasing Department, located in the County Annex Building, at 20 Park Street, Fonda, New York 12068 (Phone: 518-853-3351), until **2:00 p.m.** local time on **May 22, 2024**, and then, at **2:30 p.m. same day**, will be publicly opened and read aloud, at the Department of Public Works Office, 113 Park Drive, Fultonville, NY 12072.

Bids actually received by mail or by hand after the appointed time on the date specified shall be rejected, notwithstanding that such Bid may have been placed in a mail box or other mail receptacle regularly maintained by the United States Postal Service before such time, and ordinarily in sufficient time to have been delivered on time.

§ 4.3.2 Paper copies of the Bid, the bid security, and any other documents required to be submitted with the Bid shall be enclosed in a sealed opaque envelope. The envelope shall be addressed to the party receiving the Bids and shall be identified with the Project name, the Bidder's name and address, and, if applicable, the designated portion of the Work for which the Bid is submitted. If the Bid is sent by mail, the sealed envelope shall be enclosed in a separate mailing envelope with the notation "SEALED BID ENCLOSED" on the face thereof.

§ 4.3.3 Bids shall be submitted by the date and time and at the place indicated in the invitation to bid. Bids submitted after the date and time for receipt of Bids, or at an incorrect place, will not be accepted.

§ 4.3.4 The Bidder shall assume full responsibility for timely delivery at the location designated for receipt of Bids.

§ 4.3.5 A Bid submitted by any method other than as provided in this Section 4.3 will not be accepted.

§ 4.4 Modification or Withdrawal of Bid

§ 4.4.1 Prior to the date and time designated for receipt of Bids, a Bidder may submit a new Bid to replace a Bid previously submitted, or withdraw its Bid entirely, by notice to the party designated to receive the Bids. Such notice shall be received and duly recorded by the receiving party on or before the date and time set for receipt of Bids. The receiving party shall verify that replaced or withdrawn Bids are removed from the other submitted Bids and not considered. Notice of submission of a replacement Bid or withdrawal of a Bid shall be worded so as not to reveal the amount of the original Bid.

- .1 Any such modifications to or withdrawal of a bid may only be made by persons authorized to act on behalf of the Bidder. Authorized persons are those so identified in the Bidder's corporate bylaws, specifically empowered by the Bidder's charter or similar legally binding document acceptable to Owner, or by a power of attorney, signed and dated, describing the scope and limitations of the power of attorney. Make such documentation available to Owner at the time of seeking modifications or withdrawal of the Bid.
- .2 Owner will consider modifications to a bid written on the sealed bid envelope by authorized persons when such modifications comply with the following: the modification is indicated by a percent or stated amount to be added to or deducted from the Bid; the amount of the Bid itself is not made known by the modification; a signature of the authorized person, along with the time and date of the modification, accompanies the modification. Completion of an unsealed bid form, awaiting final figures from the Bidder, does not require power of attorney due to the evidenced authorization of the Bidder implied by the circumstance of the completion and delivery of the Bid.

§ 4.4.2 Withdrawn Bids may be resubmitted up to the date and time designated for the receipt of Bids in the same format as that established in Section 4.3, provided they fully conform with these Instructions to Bidders. Bid security shall be in an amount sufficient for the Bid as resubmitted.

§ 4.4.3 After the date and time designated for receipt of Bids, a Bidder who discovers that it made a clerical error in its Bid shall notify the Architect of such error within two days, or pursuant to a timeframe specified by the law of the jurisdiction where the Project is located, requesting withdrawal of its Bid. Upon providing evidence of such error to the reasonable satisfaction of the Architect, the Bid shall be withdrawn and not resubmitted.

(Paragraphs deleted)

ARTICLE 5 CONSIDERATION OF BIDS

§ 5.1 Opening of Bids

If stipulated in an advertisement or invitation to bid, or when otherwise required by law, Bids properly identified and received within the specified time limits will be publicly opened and read aloud. A summary of the Bids may be made available to Bidders.

§ 5.2 Rejection of Bids

Unless otherwise prohibited by law, the Owner shall have the right to reject any or all Bids.

§ 5.2.1 Owner reserves the right to reject a bid based on Owner's and Architect's evaluation of qualification information submitted following opening of bids.

- .1 Owner's evaluation of the Bidder's qualifications will include: status of licensure and record of compliance with licensing requirements, record of quality of completed work, record of Project completion and ability to complete, record of financial management including financial resources available to complete Project and record of timely payment of obligations, record of Project site management including compliance with requirements of authorities having jurisdiction, record of, and number of current claims and disputes and the status of their resolution, and qualifications of the Bidder's proposed Project staff and proposed subcontractors.

§ 5.3 Acceptance of Bid (Award)

§ 5.3.1 It is the intent of the Owner to award a Contract to the lowest responsive and responsible Bidder, provided the Bid has been submitted in accordance with the requirements of the Bidding Documents. Unless otherwise prohibited by law, the Owner shall have the right to waive informalities and irregularities in a Bid received and to accept the Bid which, in the Owner's judgment, is in the Owner's best interests.

§ 5.3.2 Unless otherwise prohibited by law, the Owner shall have the right to accept Alternates in any order or combination, unless otherwise specifically provided in the Bidding Documents, and to determine the lowest responsive and responsible Bidder on the basis of the sum of the Base Bid and Alternates accepted.

ARTICLE 6 POST-BID INFORMATION

§ 6.1 Contractor's Qualification Statement

Bidders to whom award of a Contract is under consideration shall submit to the Architect, upon request and within the timeframe specified by the Architect, a properly executed AIA Document A305™, Contractor's Qualification Statement, unless such a Statement has been previously required and submitted for this Bid.

§ 6.1.1 Contractor's Qualification Statement shall be submitted no later than **three (3)** business days following Architect's request.

§ 6.2 Owner's Financial Capability

A Bidder to whom award of a Contract is under consideration may request in writing, fourteen days prior to the expiration of the time for withdrawal of Bids, that the Owner furnish to the Bidder reasonable evidence that financial arrangements have been made to fulfill the Owner's obligations under the Contract. The Owner shall then furnish such reasonable evidence to the Bidder no later than seven days prior to the expiration of the time for withdrawal of Bids. Unless such reasonable evidence is furnished within the allotted time, the Bidder will not be required to execute the Agreement between the Owner and Contractor.

§ 6.3 Submittals

§ 6.3.1 After notification of selection for the award of the Contract, the Bidder shall, as soon as practicable, or no later than **three (3)** business days following Architect's request as stipulated in the Bidding Documents, submit in writing to the Owner through the Architect:

- .1 a designation of the Work to be performed with the Bidder's own forces;
- .2 names of the principal products and systems proposed for the Work and the manufacturers and suppliers of each; and
- .3 names of persons or entities (including those who are to furnish materials or equipment fabricated to a special design) proposed for the principal portions of the Work.

§ 6.3.2 The Bidder will be required to establish to the satisfaction of the Architect and Owner the reliability and responsibility of the persons or entities proposed to furnish and perform the Work described in the Bidding Documents.

- .1 Provide list of major subcontractors, suppliers, and manufacturers furnishing or installing products on forms provided. Include those subcontractors, suppliers, and manufacturers providing work totaling five (5) percent or more of the Bid amount. Subcontractors, suppliers, and manufacturers shall not be changed from those submitted without approval of Architect.
- .2 Provide a proposed cost breakdown of the bid amount, on forms provided, including alternates, in enough detail to facilitate continued evaluation of bid.

§ 6.3.3 Prior to the execution of the Contract, the Architect will notify the Bidder if either the Owner or Architect, after due investigation, has reasonable objection to a person or entity proposed by the Bidder. If the Owner or Architect has reasonable objection to a proposed person or entity, the Bidder may, at the Bidder's option, withdraw the Bid or submit an acceptable substitute person or entity. The Bidder may also submit any required adjustment in the Base Bid or Alternate Bid to account for the difference in cost occasioned by such substitution. The Owner may accept the adjusted bid price or disqualify the Bidder. In the event of either withdrawal or disqualification, bid security will not be forfeited.

§ 6.3.4 Persons and entities proposed by the Bidder and to whom the Owner and Architect have made no reasonable objection must be used on the Work for which they were proposed and shall not be changed except with the written consent of the Owner and Architect.

ARTICLE 7 PERFORMANCE BOND AND PAYMENT BOND

§ 7.1 Bond Requirements

§ 7.1.1 If stipulated in the Bidding Documents, the Bidder shall furnish bonds covering the faithful performance of the Contract and payment of all obligations arising thereunder.

§ 7.1.2 If the furnishing of such bonds is stipulated in the Bidding Documents, the cost shall be included in the Bid. If the furnishing of such bonds is required after receipt of bids and before execution of the Contract, the cost of such bonds shall be added to the Bid in determining the Contract Sum.

§ 7.1.3 The Bidder shall provide surety bonds from a company or companies lawfully authorized to issue surety bonds in the jurisdiction where the Project is located.

§ 7.1.4 Unless otherwise indicated below, the Penal Sum of the Payment and Performance Bonds shall be the amount of the Contract Sum.

(If Payment or Performance Bonds are to be in an amount other than 100% of the Contract Sum, indicate the dollar amount or percentage of the Contract Sum.)

The successful Bidder will be required to furnish a performance bond and a payment bond, each in an amount equal to **100%** of the contract price.

§ 7.2 Time of Delivery and Form of Bonds

§ 7.2.1 The Bidder shall deliver the required bonds to the Owner not later than **ten [10]** days after the date of Notice of Intent to Award and no later than the date of execution of the Contract, whichever occurs first. Owner may deem the failure of the Bidder to deliver required bonds within the period of time allowed a default.

§ 7.2.2 Unless otherwise provided, the bonds shall be written on AIA Document A312, Performance Bond and Payment Bond.

§ 7.2.3 The Bonds shall be executed and be in force on the date of the execution of the Contract.

§ 7.2.4 The Bidder shall require the attorney-in-fact who executes the required bonds on behalf of the surety to affix to the bond a certified and current copy of the power of attorney.

ARTICLE 8 ENUMERATION OF THE PROPOSED CONTRACT DOCUMENTS

§ 8.1 Copies of the proposed Contract Documents have been made available to the Bidder and consist of the following documents:

- .1 AIA Document A101™–2017, Standard Form of Agreement Between Owner and Contractor, unless otherwise stated below.
(Insert the complete AIA Document number, including year, and Document title.)
- .2 AIA Document A101™–2017, Exhibit A, Insurance and Bonds, unless otherwise stated below.
(Insert the complete AIA Document number, including year, and Document title.)
- .3 AIA Document A201™–2017, General Conditions of the Contract for Construction, unless otherwise stated below.
(Insert the complete AIA Document number, including year, and Document title.)

(Paragraphs deleted)

Supplementary Conditions Modifications and other conditions of the Contract as noted herein.

ARTICLE 9 EXECUTION OF THE CONTRACT

§ 9.1.1 - Subsequent to the Notice of Intent to Award, and within [7] days after the prescribed Form of Agreement is presented to the Awardee for signature, the Awardee shall execute and deliver the Agreement to Owner through Architect, in such number of counterparts as Owner may require.

§ 9.1.2 - Owner may deem as a default the failure of the Awardee to execute the Contract and to supply the required bonds when the Agreement is presented for signature within the period of time allowed.

§ 9.1.3 - Unless otherwise indicated in the Procurement and Contracting Documents or the executed Agreement, the date of commencement of the Work shall be the date of the executed Agreement or a date set forth in a notice to proceed issued by the Owner, subject to period of time necessary to secure the required approvals from Authorities having jurisdiction.

(Table deleted)

(Table deleted)

(Paragraph deleted)

(Paragraphs deleted) **§ 9.1.4** - In the event of a default, Owner may declare the amount of the Bid security forfeited and elect to either award the Contract to the next responsible bidder or re-advertise for bids.

SECTION 002513 - PREBID MEETING

1.1 PREBID MEETING

- A. Architect will conduct a Prebid meeting as indicated below:
1. Meeting Date/Time: 2:00 PM local time on Tuesday May 7th, 2024.
 2. Location: Montgomery County Jail, 200 Clark Drive, Fultonville, New York, 12072.
 3. No additional pre-bid conferences will be scheduled.
- B. Attendance:
1. Prime Bidders: Attendance at Prebid meeting is strongly recommended.
 2. Subcontractors: Attendance at Prebid meeting is recommended.

1.2 AGENDA:

- A. Prebid meeting agenda will include review of topics that may affect proper preparation and submittal of bids, including the following:
1. Procurement and Contracting Requirements:
 - a. Advertisement for Bids.
 - b. Instructions to Bidders.
 - c. Bidder Qualifications.
 - d. Bonding.
 - e. Insurance.
 - f. Bid Security.
 - g. Bid Form and Attachments.
 - h. Bid Submittal Requirements.
 - i. Bid Submittal Checklist.
 - j. Notice of Award.
 2. Communication during Bidding Period:
 - a. Obtaining documents.
 - b. Access to Project Web site.
 - c. Bidder's Requests for Information.
 - d. Bidder's Substitution Request/Prior Approval Request.
 - e. Addenda.
 3. Contracting Requirements:
 - a. Agreement.
 - b. The General Conditions.
 - c. The Supplementary Conditions.
 - d. Other Owner requirements.
 4. Construction Documents:
 - a. Scopes of Work.
 - b. Temporary Facilities.
 - c. Use of Site.
 - d. Work Restrictions.
 - e. Alternates, Allowances, and Unit Prices.
 - f. Substitutions following award.
 5. Separate Contracts:
 - a. Work by Owner.
 - b. Work of Other Contracts.
 6. Schedule:
 - a. Project Schedule.

- b. Contract Time.
 - c. Liquidated Damages.
 - d. Other Bidder Questions.
 7. Site/facility visit or walkthrough.
 8. Post-Meeting Addendum.
- B. Minutes: The Architect/Engineer conducting meeting will record and distribute meeting minutes to attendees and others known by the issuing office to have received a complete set of Procurement and Contracting Documents. Minutes of meeting are issued as Available Information and do not constitute a modification to the Procurement and Contracting Documents. Modifications to the Procurement and Contracting Documents are issued by written Addendum only.
1. Sign-in Sheet: Minutes will include list of meeting attendees.
 2. List of Planholders: Minutes will include list of planholders.

END OF SECTION 002513

SECTION 002600 - PROCUREMENT SUBSTITUTION PROCEDURES

1.1 DEFINITIONS

- A. Procurement Substitution Requests: Requests for changes in products, materials, equipment, and methods of construction from those indicated in the Procurement and Contracting Documents, submitted prior to receipt of bids.
- B. Substitution Requests: Requests for changes in products, materials, equipment, and methods of construction from those indicated in the Contract Documents, submitted following Contract award.
 - 1. See Section 012500 "Substitution Procedures" for conditions under which Substitution requests will be considered following Contract award.

1.2 QUALITY ASSURANCE

- A. Compatibility of Substitutions: Investigate and document compatibility of proposed substitution with related products and materials.
 - 1. Engage a qualified testing agency to perform compatibility tests recommended by manufacturers.

1.3 PROCUREMENT SUBSTITUTIONS

- A. Procurement Substitutions, General: By submitting a bid, the Bidder represents that its bid is based on materials and equipment described in the Procurement and Contracting Documents, including Addenda. Bidders are encouraged to request approval of qualifying substitute materials and equipment when the Specifications Sections list materials and equipment by product or manufacturer name.
- B. Procurement Substitution Requests will be received and considered by Owner when the following conditions are satisfied, as determined by Architect; otherwise requests will be returned without action:
 - 1. Extensive revisions to the Contract Documents are not required.
 - 2. Proposed changes are in keeping with the general intent of the Contract Documents, including the level of quality of the Work represented by the requirements therein.
 - 3. The request is fully documented and properly submitted.

1.4 SUBMITTALS

- A. Procurement Substitution Request: Submit to **Owner** through **Architect**. Procurement Substitution Request must be made in writing **by prime contract Bidder only** in compliance with the following requirements:
 - 1. Requests for substitution of materials and equipment will be considered if received no later than **10** days prior to date of bid opening.
 - 2. Submittal Format: Submit three copies of each written Procurement Substitution Request, using CSI Substitution Request Form 1.5C.
 - a. Identify the product or the fabrication or installation method to be replaced in each request. Include related Specifications Sections and drawing numbers.
 - b. Provide complete documentation on both the product specified and the proposed substitute, including the following information as appropriate:
 - 1) Point-by-point comparison of specified and proposed substitute product data, fabrication drawings, and installation procedures.

- 2) Copies of current, independent third-party test data of salient product or system characteristics.
 - 3) Samples where applicable or when requested by Architect.
 - 4) Detailed comparison of significant qualities of the proposed substitute with those of the Work specified. Significant qualities may include attributes such as performance, weight, size, durability, visual effect, sustainable design characteristics, warranties, and specific features and requirements indicated. Indicate deviations, if any, from the Work specified.
 - 5) Material test reports from a qualified testing agency indicating and interpreting test results for compliance with requirements indicated.
 - 6) Research reports, where applicable, evidencing compliance with building code in effect for Project, from ICC-ES or applicable code organization.
 - 7) Coordination information, including a list of changes or modifications needed to other parts of the Work and to construction performed by Owner and separate contractors, which will become necessary to accommodate the proposed substitute.
- c. Provide certification by manufacturer that the substitute proposed is equal to or superior to that required by the Procurement and Contracting Documents, and that its in-place performance will be equal to or superior to the product or equipment specified in the application indicated.
 - d. Bidder, in submitting the Procurement Substitution Request, waives the right to additional payment or an extension of Contract Time because of the failure of the substitute to perform as represented in the Procurement Substitution Request.
3. Architect's Action:
 - a. Architect may request additional information or documentation necessary for evaluation of the Procurement Substitution Request. Architect will notify all bidders of acceptance of the proposed substitute by means of an Addendum to the Procurement and Contracting Documents.
 4. Architect's approval of a substitute during bidding does not relieve Contractor of the responsibility to submit required shop drawings and to comply with all other requirements of the Contract Documents.

END OF SECTION 002600

SECTION 003100 - AVAILABLE PROJECT INFORMATION

PART 1 GENERAL

1.1 EXISTING CONDITIONS INFORMATION

- A. This Document with its referenced attachments is part of the Procurement and Contracting Requirements for Project. They provide Owner's information for Bidders' convenience and are intended to supplement rather than serve in lieu of the Bidders' own investigations. They are made available for Bidders' convenience and information, but are not a warranty of existing conditions. This Document and its attachments are not part of the Contract Documents.
- B. Existing Facility Drawings: Entitled Montgomery County Public Safety Facility, dated August 25, 1995.
 - 1. Original copy is available for inspection at Owner's offices during normal business hours and with an appointment as indicated in the invitation to bid and instructions to bidders.
 - 2. Owner will make copies available for a fee through the Architect/Engineer. A Bidder must give seven (7) days advanced notice if copies are desired.
- C. The Contract Drawings have been prepared using certain existing construction documents furnished by the Owner, which pertain to the construction of the existing conditions and limited observations obtained by the Architect at the Project site.
 - 1. More extensive investigations of existing conditions, including disassembly or testing of existing building components, was not undertaken by the Architect. Portrayal of such existing conditions obscured or concealed from the Owner or Architect's view prior to start of this Project's construction activities, is based on reasonable implications and assumptions. The Owner and Architect do not imply or guarantee, in any way, that such portrayals are accurate or true existing conditions.
 - 2. Contract Drawings represent locations and character of identified existing structures and facilities apt to be encountered or located in such proximity to the Work as to require precautions for protection. The sizes, materials, locations and depths shown are only approximate. Prime Contractor performing such Work shall investigate himself as to the accuracy and completeness of such information. Prime Contractor shall not be relieved from any obligations, nor be entitled to claim for damages or additional compensations, sustained or a rising out of inadequacy or inaccuracy of the information provided.

1.2 RELATED REQUIREMENTS

- A. Document 002113 "Instructions to Bidders" for the Bidder's responsibilities for examination of Project site and existing conditions.

END OF SECTION 003100

This page intentionally left blank

SECTION 003143 - PERMIT APPLICATION

PART 1 GENERAL

1.1 PERMIT APPLICATION INFORMATION

- A. This Document with its referenced attachments is part of the Procurement and Contracting Requirements for Project. They provide Owner's information for Bidders' convenience and are intended to supplement rather than serve in lieu of the Bidders' own investigations. This Document and its attachments are not part of the Contract Documents.
- B. Permit Application: The building permit for Project has been applied for by the Owner. Complete building permit application and file with authorities having jurisdiction within five days of the date of execution of the Contract.
 - 1. Copies of the building permit application forms may be obtained from Montgomery County, which is also the Authority having Jurisdiction.
 - 2. Prior to issuance of the Building Permit each prime contractor is required to submit certificates of insurance, including Workers' Compensation and Disability benefits if wages are to be paid to anyone working on the project.
 - 3. The authority having jurisdiction must be notified of any changes to information contained in the application during the period for which a permit is in effect.
- C. The Contractor shall conform to all of the requirements of these permits when performing the Work and the conditions of these permits shall be considered a part of this Contract.
 - 1. The Contractor shall also assume all of the responsibilities and liabilities of the OWNER as permittee for these permits for the duration of the Contract.
- D. All other permits required shall be obtained by the Contractor responsible for the applicable portion of the Work.

END OF SECTION 003143

This page intentionally left blank

SECTION 004100N
NOTICE TO BIDDERS - BID FORMS

The complete Bid Forms are stapled together and inserted in the pocket which follows this page. These Bid Forms are to be completely filled in and submitted as the Formal Bid. The bound Project Manual book should not be submitted with the Bid Forms but should be returned to C.T. Male Associates Engineering, Surveying, Architecture, Landscape Architecture & Geology, D.P.C. as described in the Invitation to Bid.

After Bid Opening and Contract Award, a copy of the successful Bidder's complete Bid Forms will be bound in this Project Manual immediately following this page.

END OF SECTION 004100N

This page intentionally left blank

SECTION 004113 - BID FORM - STIPULATED SUM (SINGLE-PRIME CONTRACT)

1.1 BID INFORMATION

- A. Bidder: _____
(Name of Bidder)
- B. Contract: _____
(Name of Contract)
- C. Date Bid Submitted: _____ ()
Month/Day/Year
- D. Project Name: Montgomery County - Jail Shower Renovation
- E. Project Location: Montgomery County Jail, 200 Clark Drive, Fultonville, New York 12072
- F. Owner: Montgomery County
20 Park Street
Fonda, New York 12068-1500
- G. Owner's Bid No: **12-24**
- H. Architect: C.T. Male Associates
- | |
|---|
| Engineering, Surveying, Architecture, Landscape Architecture & Geology, DPC |
| 50 Century Hill Drive |
| Latham, New York 12110 |
- I. Architect Project Number: 23.3592

1.2 CERTIFICATIONS AND BASE BID

- A. Base Bid: The undersigned BIDDER, having carefully examined the Procurement and Contracting Requirements, Conditions of the Contract, Drawings, Specifications, and all subsequent Addenda, as prepared by **C.T. Male Associates Engineering, Surveying, Architecture & Landscape Architecture, D.P.C.** and Architect's consultants, having visited the site, and being familiar with all conditions and requirements of the Work, hereby agrees to furnish all material, labor, equipment and services, including all scheduled allowances, necessary to complete the construction of the above-named project, according to the requirements of the Procurement and Contracting Documents, for the stipulated sum of:
1. _____ Dollars (\$ _____).
 2. The above amount may be modified by amounts indicated by the BIDDER on the attached:
 - a. Document 004322 "Unit Prices Form" and

1.3 BID GUARANTEE

- A. The undersigned BIDDER agrees to execute a contract for this Work in the above amount and to furnish surety as specified within **[10] ten** days after a written Notice of Award, if offered within **[45] forty-five days** after receipt of bids, and on failure to do so agrees to forfeit to OWNER the attached cash, cashier's

check, certified check, U.S. money order, or bid bond, as liquidated damages for such failure, in the following amount constituting five percent (5%) of the Base Bid amount above:

1. _____ Dollars (\$_____).

- B. In the event OWNER does not offer Notice of Award within the time limits stated above, OWNER will return to the undersigned the cash, cashier's check, certified check, U.S. money order, or bid bond.
- C. BIDDER further represents that this Bid is genuine and not made in the interest of or on behalf of any undisclosed individual or entity and is not submitted in conformity with any agreement or rules of any group, association, organization or corporation; BIDDER has not directly or indirectly induced or solicited any other Bidder to submit a false or sham Bid; BIDDER has not solicited or induced any individual or entity to refrain from bidding; and BIDDER has not sought by collusion to obtain for itself any advantage over any other Bidder or over OWNER.
 - 1. Non-Collusive Bidding Certification - As required by Section 103-d of New York State General Municipal Law, the Bidder must complete and submit with the Bid the certification on page 004519-1.

1.4 TIMEFRAME FOR OFFERS

- A. The OWNER reserves the right to make awards within sixty (60) days after the date of the Bid opening, or for such longer period of time that BIDDER may agree to in writing upon request of OWNER, during which period, Bids must remain firm and cannot be withdrawn. Pursuant to Section 163(9)(e) of the State Finance Law and Section 2-205 of the Uniform Commercial Code when applicable, where an award is not made within the sixty (60) day period or other time specified as set forth in the Bid Documents, the Bids shall remain firm until such later time as either a Contract is awarded or the Bidder delivers to the OWNER written notice of the withdrawal of its Bid. Any Bid which expressly states therein that acceptance must be made within a shorter specified time, may at the sole discretion of the OWNER, be accepted or rejected.

1.5 EXECUTION OF THE CONTRACT

- A. Subsequent to the Notice of Intent to Award, and within [10] days after the prescribed Form of Agreement is presented to the BIDDER for signature, the BIDDER shall execute and deliver the Agreement to OWNER through the Architect, in such number of counterparts as OWNER may require.
- B. OWNER may deem as a default the failure of the BIDDER to execute the Contract and to supply the required bonds when the Agreement is presented for signature within the period of time allowed.
- C. Unless otherwise indicated in the Procurement and Contracting Documents or the executed Agreement, the date of commencement of the Work shall be the date of the executed Agreement or a date set forth in a notice to proceed issued by the OWNER, subject to period of time necessary to secure the required approvals from Authorities having jurisdiction.
- D. In the event of a default, OWNER may declare the amount of the Bid security forfeited and elect to either award the Contract to the next responsible BIDDER or re-advertise for bids.

1.6 TIME OF COMPLETION

- A. The undersigned Bidder proposes and agrees hereby to commence the Work of the Contract Documents on a date specified in a written Notice to Proceed to be issued by Architect, and shall be Substantially Complete by October 7, 2024, following issuance of the Notice to Proceed and ready for final payment by November 4, 2024.

- B. BIDDER agrees that the Work will be substantially complete, for occupancy and use by the OWNER, in accordance with paragraph 9.8 of the General Conditions of the Contract for Construction (AIA Document A201-2017) and completed and ready for final payment in accordance with paragraph 9.10 on or before the dates or within the number of calendar days indicated in the Agreement.
- C. BIDDER accepts the provisions of the Agreement as to liquidated damages in the event of failure to complete the Work within the times specified above

1.7 ACKNOWLEDGEMENT OF ADDENDA

- A. The undersigned Bidder acknowledges receipt of and use of the following Addenda in the preparation of this Bid:
 - 1. Addendum No. 1, dated _____.
 - 2. Addendum No. 2, dated _____.
 - 3. Addendum No. 3, dated _____.
 - 4. Addendum No. 4, dated _____.

1.8 BID SUPPLEMENTS

- A. The following supplements are a part of this Bid Form and are attached hereto.
 - 1. Bid Form Supplement - Allowances.
 - 2. Bid Form Supplement - Unit Prices
 - 3. Bid Form Supplement - Bid Bond Form (AIA Document A310-2010).
 - 4. Bid Form Supplement - Performance Bond Information Form.
 - 5. Bid Form Supplement - Non-Collusion Affidavit.
 - 6. Bid Form Supplement - Certificate of Compliance with the Iran Divestment Act

1.9 CONTRACTOR'S LICENSE AND FEDERAL ID NUMBER

- A. The undersigned further states that it is a duly licensed contractor, for the type of work proposed, in the State of New York and Town of Bethlehem, if applicable, and that all fees, permits, etc., pursuant to submitting this proposal have been paid in full.
- B. EMPLOYER'S TAX ID NO. _____.

1.10 SUBMISSION OF BID

- A. The terms used in this Bid with initial capital letters have the meanings indicated in the Instructions to Bidders, the General Conditions, and the Supplementary Conditions.
- B. Communication covering this Bid shall be addressed to the Bidder as indicated on the following signature page.

IF BIDDER IS AN INDIVIDUAL

BY: _____
(SIGNATURE)

(PRINT OR TYPE INDIVIDUAL'S NAME & TITLE IF APPLCABLE)

DOING BUSINESS AS: _____

BUSINESS ADDRESS: _____

PHONE NO: _____

IF BIDDER IS A PARTNERSHIP

(PRINT OR TYPE FIRM NAME)

BY: _____
(SIGNATURE OF GENERAL PARTNER)

(PRINT OR TYPE PARTNER'S NAME & TITLE)

BUSINESS ADDRESS: _____

PHONE NO: _____

IF BIDDER IS A CORPORATION

(PRINT OR TYPE CORPORATE NAME)

(STATE OF INCORPORATION)

BY: _____
(SIGNATURE OF GPRESIDENT OR VICE PRESIDENT, SEE INSTRUCTIONS TO BIDDERS)

(PRINT OR TYPE NAME & TITLE)

(CORPORATE SEAL)

ATTEST (BY CORPORATE SECRETARY OR ASSISTANT SECRETARY):

(SIGNATURE)

(NAME & TITLE)

BUSINESS ADDRESS: _____

PHONE NO: _____

IF BIDDER IS A JOINT VENTURE

(PRINT OR TYPE NAME OF JOINT VENTURE)

(SIGNATURE) (NAME & TITLE)

(ADDRESS & PHONE NO.)

(SIGNATURE) (NAME & TITLE)

(ADDRESS & PHONE NO.)

(EACH JOINT VENTURE MUST SIGN. THE MANNER OF SIGNING FOR EACH INDIVIDUAL, PARTNERSHIP, AND CORPORATION THAT IS A PARTY TO THE JOINT VENTURE SHOULD BE IN THE MANNER INDICATED ABOVE.)

END OF SECTION 004113

This page intentionally left blank

SECTION 004313 - BID SECURITY FORMS

1.1 BID FORM SUPPLEMENT

- A. A completed bid bond form is required to be attached to the Bid Form.

1.2 BID BOND FORM

- A. AIA Document A310-2010 "Bid Bond" is the recommended form for a bid bond. A bid bond acceptable to Owner, or other bid security as described in the Instructions to Bidders, is required to be attached to the Bid Form as a supplement.
- B. Copies of AIA standard forms may be obtained from The American Institute of Architects; <https://www.aiacontracts.org/>; email: docspurchases@aia.org; (800) 942-7732.

END OF SECTION 004313

This page intentionally left blank

SECTION 004313.1
BID SECURITY ATTACHMENT PAGE

Attach bid security here.

END OF SECTION 004313.1

This page intentionally left blank

SECTION 004314
PERFORMANCE BOND INFORMATION FORM

1.1 PERFORMANCE BOND INFORMATION

A. The following information is required to be attached to the Bid Form.

Project: Montgomery County - Jail Shower Renovation

Project Location _____ - _____

Construction Contract Number _____

Name of Contract _____

Name of Contractor _____

Address _____

Bonding Company or Person Issuing Security Bond _____

Address _____

Bonding Company Agent _____

Address _____

Amount of Bond* \$ (Contract Price As Awarded) _____

Duration of Bond* (One Year After Date of Final Payment) _____

Identification Number of Bond Assigned When Bond is Furnished

* Amount and duration of bond are in accordance with the General Conditions and any applicable Supplementary Conditions.

END OF SECTION 004314

This page intentionally left blank

SECTION 004321 - ALLOWANCE FORM

PARTICULARS

1.1 BID INFORMATION

- A. Bidder: _____.
- B. Bidder Address: _____.
- C. Project Name: Montgomery County - Jail Shower Renovation
- D. Project Location: Montgomery County Jail, 200 Clark Drive, Fultonville, New York 12072.
- E. Owner: Montgomery County
20 Park Street
Fonda, New York 12068-1500
- F. Owner's Bid No: 12-24
- G. Architect: C.T. Male Associates

Engineering, Surveying, Architecture, Landscape Architecture & Geology, DPC
50 Century Hill Drive
Latham, New York 12110
- H. Architect Project Number: 23.3592

1.2 BID FORM SUPPLEMENT

- A. This form is required to be attached to the Bid Form.
- B. The undersigned Bidder certifies that Base Bid submission to which this Bid Supplement is attached includes those allowances described in the Contract Documents and scheduled in Section 012100 "Allowances."

1.3 SUBMISSION OF BID SUPPLEMENT

- A. Respectfully submitted this _____ day of _____, 2024.
- B. Submitted By: _____ (Insert name of bidding firm or corporation).
- C. Authorized Signature: _____ (Handwritten signature).
- D. Signed By: _____ (Type or print name).
- E. Title: _____ (Owner/Partner/President/Vice President).

END OF SECTION 004321

This page intentionally left blank

SECTION 004322 - UNIT PRICES FORM

PARTICULARS

1.1 BID INFORMATION

- A. Bidder: _____
(Name of Bidder)
- B. Contract: _____
(Name of Contract)
- C. Project Name: Montgomery County - Jail Shower Renovation
- D. Project Location: Montgomery County Jail, 200 Clark Drive, Fultonville, New York 12072.
- E. Owner: Montgomery County
20 Park Street
Fonda, New York 12068-1500
- F. Owner's Bid No: 12-24
- G. Architect: C.T. Male Associates

Engineering, Surveying, Architecture, Landscape Architecture & Geology, DPC
50 Century Hill Drive
Latham, New York 12110

1.2 BID FORM SUPPLEMENT

- A. This form is required to be attached to the Bid Form.
- B. The undersigned Bidder proposes the amounts below be added to or deducted from the Contract Sum on performance and measurement of the individual items of Work and for adjustment of the quantity given in the Unit-Price Allowance for the actual measurement of individual items of the Work.
- C. If the unit price does not affect the Work of this Contract, the Bidder shall indicate "NOT APPLICABLE."
- D. The following are Unit Prices for specific portions of the work as listed, and are applicable to authorized variations from the Contract Documents.

1.3 UNIT PRICE SCHEDULE

- A. CONTRACT NO 01 - GENERAL CONSTRUCTION
 - 1. Unit Price No. 01: All work outlined in the Contract Documents for one (1) shower stall unit.
_____ dollars (\$ _____) per unit.
 - 2. Unit Price No. 02: All work outlined in the Contract Documents for two (2) adjacent shower stall unit.
_____ dollars (\$ _____) per unit.

3. Unit Price No. 03: All work outlined in the contract documents for accessible shower accessories at one (1) shower stall unit.

_____ dollars (\$ _____) per unit.

4. Unit Price No. 04: Square Foot Cost for additional epoxy flooring.

_____ dollars (\$ _____) per unit.

END OF SECTION 004322

SECTION 004325
SUBSTITUTION REQUESTS

Should Bidder plan to substitute products for any part or portion of the Work, list all substitutions that you propose for products that have been specified by one or more manufacturer's name and/or number. This identification of substitutions is required of Bidder as part of the Bid Forms. Bidders are warned that proposed substitutions listed may affect Owner's acceptance of the Bid and decision to award Contract. Further substitutions may be requested by Contractor, after the Bid Opening in accordance with General Provisions of the Agreement.

GENERAL:

1. Submit requests for Substitutions on format per attached form. Requests not submitted on attached format unacceptable. This form permits hand written, typewritten or computer preparation and covers only Pre-Bid Requests.
2. Prepare Substitution Request for single item or single system.
3. Submit Substitution Request in duplicate directly to the Architect. Substitution Request must be received by Architect not later than seven (7) days before bid opening.
4. An addendum to registered plan holders issued not less than three (3) working days before bid opening listing approved Substitutions.
5. Failure to place orders for specified products or systems sufficiently in advance of installation scheduled date(s) not considered a valid reason upon which Contractor may base request for Substitutions or for deviations from Contract Documents.
6. Blank Substitution Request forms available at Architect's Office or may be duplicated from sample in Specifications.
7. Architect is sole judge of acceptability of proposed substitutions. Only accepted substitutions permitted on Contract work. Substitution acceptance does not relieve Contractor from responsibility for proper execution of work and compliance with other Contract requirements.

END OF SECTION

EXCEPT FOR ABOVE REFERENCED ITEMS WHICH FOLLOW

This page intentionally left blank

SECTION 004326 - BID SUBMITTAL CHECKLIST

PARTICULARS

1.1 BID INFORMATION

- A. Bidder: _____.
- B. Bidder Address: _____.
- C. Project Name: Montgomery County - Jail Shower Renovation
- D. Project Location: Montgomery County Jail, 200 Clark Drive, Fultonville, New York 12072.
- E. Owner: Montgomery County
20 Park Street
Fonda, New York 12068-1500
- F. Owner's Bid No: 12-24
- G. Architect: C.T. Male Associates

Engineering, Surveying, Architecture, Landscape Architecture & Geology, DPC
50 Century Hill Drive
Latham, New York 12110
- H. Architect Project Number: 23.3592

1.2 BIIDER'S CHECKLIST

- A. In an effort to assist the Bidder in properly completing all documentation required, the following checklist is provided for the Bidder's convenience. The Bidder is solely responsible for verifying compliance with bid submittal requirements.
- B. Attach this completed checklist to the outside of the Submittal envelope.
 - 1. Used the Bid Form provided in the Project Manual.
 - 2. Prepared the Bid Form as required by the Instructions to Bidders.
 - 3. Indicated on the Bid Form the Addenda received.
 - 4. Attached to the Bid Form: Bid Supplement Form - Allowances.
 - 5. Attached to the Bid Form: Bid Supplement Form – Unit Prices.
 - 6. Attached to the Bid Form: Bid Bond OR a certified check for the amount required.
 - 7. Attached to the Bid Form: Non-Collusion Affidavit.
 - 8. Bid envelope shows name and address of the Bidder.
 - 9. Bid envelope shows name of Project being bid.
 - 10. Bid envelope shows name of Prime Contract being bid, if applicable.
 - 11. Bid envelope shows time and day of Bid Opening.
 - 12. Verified that the Bidder can provide executed Performance Bond and Labor and Material Bond.
 - 13. Verified that the Bidder can provide Certificates of Insurance in the amounts indicated.

END OF SECTION 004326

This page intentionally left blank

SECTION 004336 - PROPOSED SUBCONTRACTORS FORM

PARTICULARS

1.1 IDENTIFICATION OF SUBCONTRACTORS AND SUPPLIERS:

- A. Should Bidder plan to subcontract any part or portion of the Work, list the name and address of all Subcontractors and Suppliers that you propose to use on this Contract and the Work assigned to each. This identification of subcontractors is required of all Bidders as part of their Bid and is in partial fulfillment of requirements in the Instructions to Bidders. Additional data on proposed Subcontractors may be requested from selected Bidders after the Bid Opening in accordance with the Instructions to Bidders.
- B. List of Subcontractors using AIA Document G705-2001.
 - 1. Copies of AIA standard forms may be obtained from the American Institute of Architects; <https://www.aiacontracts.org/> library; (800) 942-7732.

END OF SECTION 004336

This page intentionally left blank

SECTION 004373 - PROPOSED SCHEDULE OF VALUES FORM

PARTICULARS

1.1 BID FORM SUPPLEMENT

- A. Submit Proposed Schedule of Values form no later than three business days following Architect's request in accordance with Instructions to Bidders.

1.2 PROPOSED SCHEDULE OF VALUES FORM _____

- A. Proposed Schedule of Values Form: Provide a breakdown of the bid amount, including alternates, in enough detail to facilitate continued evaluation of bid. Coordinate with the Project Manual table of contents. Montgomery County
 - 1. Provide multiple line items for principal material and subcontract amounts in excess of **five** percent of the Contract Sum.
- B. Arrange schedule of values consistent with format of **AIA Document G703-1992**.
 - 1. Copies of AIA standard forms may be obtained from the American Institute of Architects; <https://www.aiacontracts.org/library>; (800) 942-7732.

END OF SECTION 004373

This page intentionally left blank

SECTION 004513 - CONTRACTOR'S QUALIFICATION STATEMENT

PARTICULARS

1.1 CONTRACTOR'S QUALIFICATION STATEMENT

- A. Submit Contractor's Qualification Statement no later than three business days following Architect's request in accordance with Instructions to Bidders.

1.2 PROPOSED QUALIFICATION STATEMENT FORM

- A. Proposed Qualification Statement Form: Bidders to whom award of a Contract is under consideration shall submit to the Architect, upon request, a Contractor's Qualification Statement. The Bidder will be required to establish to the satisfaction of the Architect and Owner the reliability and responsibility of the persons or entities proposed to furnish and perform the Work described in the Bidding Documents.
- B. Arrange information consistent with format of AIA Document A305-1986.
 - 1. Copies of AIA standard forms may be obtained from the American Institute of Architects; <https://www.aiacontracts.org/> library; (800) 942-7732.

END OF SECTION 004513

This page intentionally left blank

SECTION 004519
NON-COLLUSION AFFIDAVIT

(Required by Section 103-d of the New York State General Municipal Law.)

By submission of this Bid, each bidder and each person signing on behalf of any bidder certifies, and in the case of a joint bid each party thereto certifies as to its own organization, under penalty of perjury, that to the best of knowledge and belief:

1. The prices in this bid have been arrived at independently without collusion, consultation, communication, or agreement, for the purpose of restricting competition, as to any matter relating to such prices with any other bidder or with any competitor;
2. Unless otherwise required by law, the prices which have been quoted in this bid have not been knowingly disclosed by the bidder and will not knowingly be disclosed by the bidder prior to the opening, directly or indirectly, to any other bidder or to any competitor; and
3. No attempt has been made or will be made by the bidder to induce any other person, partnership or corporation to submit or not to submit a bid for the purpose of restricting competition.

(print or type name of Bidder)

By:

(signature)

(individual's name & title)

Subscribed and sworn to before me

this _____ day of _____, 2022.

(Signature of Notary Public)

(Notary Stamp)

END OF SECTION 004519

This page intentionally left blank

SECTION 004520
- CERTIFICATE OF COMPLIANCE WITH THE IRAN DIVESTMENT ACT

As a result of the Iran Divestment Act of 2012 (the "Act"), Chapter 1 of the 2012 Laws of New York, a new provision has been added to State Finance Law (SFL) § 165-a and New York General Municipal Law § 103-g, both effective April 12, 2012. Under the Act, the Commissioner of the Office of General Services (OGS) will be developing a list of "persons" who are engaged in "investment activities in Iran" (both are defined terms in the law) (the "Prohibited Entities List"). Pursuant to SFL § 165-a(3)(b), the initial list is expected to be issued no later than 120 days after the Act's effective date at which time it will be posted on the OGS website.

By submitting a bid in response to this solicitation or by assuming the responsibility of a Contract awarded hereunder, each Bidder/Contractor, any person signing on behalf of any Bidder/Contractor and any assignee or subcontractor and, in the case of a joint bid, each party thereto, certifies, under penalty of perjury, that once the Prohibited Entities List is posted on the OGS website, that to the best of its knowledge and belief, that each Bidder/Contractor and any subcontractor or assignee is not identified on the Prohibited Entities List created pursuant to SFL § 165-a(3)(b).

Additionally, Bidder/Contractor is advised that once the Prohibited Entities List is posted on the OGS Website, any Bidder/Contractor seeking to renew or extend a Contract or assume the responsibility of a Contract awarded in response to this solicitation must certify at the time the Contract is renewed, extended or assigned that it is not included on the Prohibited Entities List.

During the term of the Contract, should the Town receive information that a Bidder/Contractor is in violation of the above-referenced certification, the Town will offer the person or entity an opportunity to respond. If the person or entity fails to demonstrate that he/she/it has ceased engagement in the investment which is in violation of the Act within 90 days after the determination of such violation, then the Town shall take such action as may be appropriate including, but not limited to, imposing sanctions, seeking compliance, recovering damages or declaring the Bidder/Contractor in default.

The Town reserves the right to reject any bid or request for assignment for a Bidder/Contractor that appears on the Prohibited Entities List prior to the award of a contract and to pursue a responsibility review with respect to any Bidder/Contractor that is awarded a contract and subsequently appears on the Prohibited Entities List.

I, _____, being duly sworn, deposes and says that he/she is the _____ of the _____ Corporation. By submission of this bid, each bidder and each person signing on behalf of any bidder certifies, and in the case of a joint bid each party thereto certifies as to its own organization, under penalty of perjury, that to the best of its knowledge and belief that each bidder is not on the list created pursuant to paragraph (b) of subdivision 3 of §165-a of the State Finance Law.

By:

(signature)

(individual's name & title)

Subscribed and sworn to before me

this _____ day of _____, 2023.

(signature of Notary Public)

(Notary Stamp)

END OF SECTION 004520

This page intentionally left blank

SECTION 005100 - NOTICE OF AWARD

PARTICULARS

1.1 BID INFORMATION

- A. Bidder: <insert successful bidder name>
- B. Bidder Address: <Insert street address, city, state, zip, and telephone>.
- C. Prime Contract: <insert prime contract name>
- D. Project Name: Montgomery County - Jail Shower Renovation
- E. Project Location: Montgomery County Jail, Fultonville, New York 12072.
- F. Owner: Montgomery County
20 Park Street
Fonda, New York 12068-1500
- G. Owner Bid Number: **12-24**
- H. Owner's Representative: Eric M. Mead, Commissioner of Public Works
Montgomery County Department of Public Works
6 Park Street - P.O. Box 1500
Fonda, New York 12068-1500
- I.
- J. Architect: C.T. Male Associates
Engineering, Surveying, Architecture, Landscape Architecture & Geology, DPC
50 Century Hill Drive
Latham, New York 12110
- K. Architect Project Number: 23.3592

1.2 NOTICE OF AWARD OF CONTRACT

- A. Notice: The above Bidder is hereby notified that their bid, dated **(Insert date)**, for the above Contract has been considered and the Bidder is hereby awarded a contract for **(Insert name of Prime Contract awarded)**.

1.3 EXECUTION OF CONTRACT

- A. Contract Documents: Copies of the Contract Documents will be made available to the Bidder immediately. The Bidder must comply with the following conditions precedent within 10 days of the above date of issuance of the Notice:
 - 1. Deliver to Owner three sets of fully executed copies of the Contract Documents.
 - 2. Deliver with the executed Contract Documents Bonds and Certificates of Insurance required by the Contract Documents.

- B. Compliance: Failure to comply with conditions of this Notice within the time specified will entitle Owner to consider the Bidder in default, annul this Notice, and declare the Bidder's Bid security forfeited.
 - 1. Within 10 days after the Bidder complies with the conditions of this Notice, Owner will return to the Bidder one fully executed copy of the Contract Documents.

1.4 NOTIFICATION

- A. This Notice is issued by:
 - 1. Owner: _____.
 - 2. Authorized Signature: _____ (Handwritten signature).
 - 3. Signed By: _____ (Type or print name).
 - 4. Title: _____ (Type of print title).

END OF SECTION 005100

SECTION 005200 - AGREEMENT FORM

PART 1 GENERAL

1.1 FORM OF AGREEMENT

- A. A sample of the Agreement to be executed is attached following this page and includes:
 - 1. AIA Document A101 attached.
 - 2. AIA A101 Exhibit A - Insurance and Bonds.

1.2 RELATED REQUIREMENTS

- A. Section 007200 - General Conditions.
- B. Section 007300 - Supplementary Conditions Modifications To General Conditions.
- C. Section 007301 - Supplementary Conditions Additional Articles.

PART 2 PRODUCTS (NOT USED)

PART 3 EXECUTION (NOT USED)

END OF SECTION 005200

This page intentionally left blank

DRAFT AIA® Document A101™ – 2017

Standard Form of Agreement Between Owner and Contractor where the basis of payment is a Stipulated Sum

AGREEMENT made as of the « [REDACTED] » day of « [REDACTED] » in the year « 2024 »
(In words, indicate day, month and year.)

BETWEEN the Owner:
(Name, legal status, address and other information)

Montgomery County
County Annex Building
PO Box 1500 - 20 Park Street
Fonda, NY 12068-1500

Tel. (518) 853-3351
<https://www.co.montgomery.ny.us/>

and the Contractor:
(Name, legal status, address and other information)

« »
« »
« »
« »

for the following Project:
(Name, location and detailed description)

Montgomery County Jail – Shower Renovation
200 Clark Drive
Fultonville, New York 12072

Architect's Project No. 23.3592
Owner's Project No. 12-24

The Architect:
(Name, legal status, address and other information)

C.T. Male Associates
Engineering, Surveying, Architecture, Landscape Architecture & Geology, D.P.C.
50 Century Hill Drive
Latham, New York 12110

Tel.: (518) 786-7400
www.ctmale.com

The Owner and Contractor agree as follows.

ADDITIONS AND DELETIONS: The author of this document has added information needed for its completion. The author may also have revised the text of the original AIA standard form. An *Additions and Deletions Report* that notes added information as well as revisions to the standard form text is available from the author and should be reviewed.

This document has important legal consequences. Consultation with an attorney is encouraged with respect to its completion or modification.

The parties should complete A101™-2017, Exhibit A, Insurance and Bonds, contemporaneously with this Agreement. AIA Document A201™-2017, General Conditions of the Contract for Construction, is adopted in this document by reference. Do not use with other general conditions unless this document is modified.

ELECTRONIC COPYING of any portion of this AIA® Document to another electronic file is prohibited and constitutes a violation of copyright laws as set forth in the footer of this document.

TABLE OF ARTICLES

- 1 THE CONTRACT DOCUMENTS
 - 2 THE WORK OF THIS CONTRACT
 - 3 DATE OF COMMENCEMENT AND SUBSTANTIAL COMPLETION
 - 4 CONTRACT SUM
 - 5 PAYMENTS
 - 6 DISPUTE RESOLUTION
 - 7 TERMINATION OR SUSPENSION
 - 8 MISCELLANEOUS PROVISIONS
 - 9 ENUMERATION OF CONTRACT DOCUMENTS
- EXHIBIT A INSURANCE AND BONDS

ARTICLE 1 THE CONTRACT DOCUMENTS

The Contract Documents consist of this Agreement, Conditions of the Contract (General, Supplementary, and other Conditions), Drawings, Specifications, Addenda issued prior to execution of this Agreement, other documents listed in this Agreement, and Modifications issued after execution of this Agreement, all of which form the Contract, and are as fully a part of the Contract as if attached to this Agreement or repeated herein. The Contract represents the entire and integrated agreement between the parties hereto and supersedes prior negotiations, representations, or agreements, either written or oral. An enumeration of the Contract Documents, other than a Modification, appears in Article 9.

ARTICLE 2 THE WORK OF THIS CONTRACT

The Contractor shall fully execute the Work described in the Contract Documents, except as specifically indicated in the Contract Documents to be the responsibility of others.

ARTICLE 3 DATE OF COMMENCEMENT AND SUBSTANTIAL COMPLETION

§ 3.1 The date of commencement of the Work shall be:

(Check one of the following boxes.)

[] The date of this Agreement.

[] A date set forth in a notice to proceed issued by the Owner.

[] Established as follows:

(Insert a date or a means to determine the date of commencement of the Work.)

If a date of commencement of the Work is not selected, then the date of commencement shall be the date of this Agreement.

§ 3.2 The Contract Time shall be measured from the date of commencement of the Work.

§ 3.3 Substantial Completion

§ 3.3.1 Subject to adjustments of the Contract Time as provided in the Contract Documents, the Contractor shall achieve Substantial Completion of the entire Work:

(Check one of the following boxes and complete the necessary information.)

[] Not later than) calendar days from the date of commencement of the Work.

[] By the following date: October 7, 2024)

§ 3.3.2 Subject to adjustments of the Contract Time as provided in the Contract Documents, if portions of the Work are to be completed prior to Substantial Completion of the entire Work, the Contractor shall achieve Substantial Completion of such portions by the following dates:

Portion of Work	Substantial Completion Date
<input type="checkbox"/>	<input type="checkbox"/>

§ 3.3.3 If the Contractor fails to achieve Substantial Completion as provided in this Section 3.3, liquidated damages, if any, shall be assessed as set forth in Section 4.5.

§ 3.3.4 The Work shall thereafter be completed and ready for final payment, in accordance with the General Conditions of the Contract for Construction, within 30 days following the Substantial Completion Date.

ARTICLE 4 CONTRACT SUM

§ 4.1 The Owner shall pay the Contractor the Contract Sum in current funds for the Contractor's performance of the Contract. The Contract Sum shall be (\$), subject to additions and deductions as provided in the Contract Documents.

§ 4.2 Alternates

§ 4.2.1 Alternates, if any, included in the Contract Sum:

Item	Price
<input type="checkbox"/> «None»	<input type="checkbox"/>

§ 4.2.2 Subject to the conditions noted below, the following alternates may be accepted by the Owner following execution of this Agreement. Upon acceptance, the Owner shall issue a Modification to this Agreement. (Insert below each alternate and the conditions that must be met for the Owner to accept the alternate.)

Item	Price	Conditions for Acceptance
<input type="checkbox"/> None	<input type="checkbox"/>	<input type="checkbox"/>

§ 4.3 Allowances, if any, included in the Contract Sum: (Identify each allowance.)

Item	Price
<input type="checkbox"/> «Allowance 01 General Use Contingency»	<input type="checkbox"/> \$25,000.00

§ 4.4 Unit prices, if any:

(Identify the item and state the unit price and quantity limitations, if any, to which the unit price will be applicable.)

Item	Units and Limitations	Price per Unit (\$0.00)
<input type="checkbox"/> Unit Price 1: All work associated with one (1) shower stall.	<input type="checkbox"/> One (1) Stall	<input type="checkbox"/>
<input type="checkbox"/> Unit Price 2: All work associated with two(2) adjacent shower stall units.	<input type="checkbox"/> Two (2) adjacent Stalls	<input type="checkbox"/>
<input type="checkbox"/> Unit Price 3: Accessible accessories at one (1) shower stall unit.	<input type="checkbox"/> One (1) Stall	<input type="checkbox"/>

§ 4.5 Liquidated damages, if any:

(Insert terms and conditions for liquidated damages, if any.)

Owner and Contractor recognize that time is of the essence of this Agreement and the Owner will suffer financial loss if the Work is not substantially complete within the time specified above, plus any extensions thereof allowed in accordance with the General Conditions of the Contract for Construction. They also recognize the delays, expense, and difficulties involved in proving in a legal or arbitration proceeding, the actual loss suffered by the Owner if the Work is not substantially complete on time. Accordingly, instead of requiring any such proof, Owner and Contractor agree that as liquidated damages for delay (but not as a penalty) Contractor shall pay the Owner **five hundred dollars (\$500.00)** for each day that expires after the time specified in Paragraph 3.3 for Substantial Completion until the Work is substantially complete.

§ 4.6 Other:

(Insert provisions for bonus or other incentives, if any, that might result in a change to the Contract Sum.)

After Substantial Completion if Contractor shall neglect, refuse or fail to complete the remaining Work within the Contract Time or any proper extension thereof granted by Owner, Contractor shall pay Owner **five hundred dollars (\$500.00)** for each day that expires thirty days following the date of Substantial Completion or after the time specified in the amended Construction Schedule issued by the Architect for completion and readiness for final payment.»

ARTICLE 5 PAYMENTS

§ 5.1 Progress Payments

§ 5.1.1 Based upon Applications for Payment submitted to the Architect by the Contractor and Certificates for Payment issued by the Architect, the Owner shall make progress payments on account of the Contract Sum to the Contractor as provided below and elsewhere in the Contract Documents.

§ 5.1.2 The period covered by each Application for Payment shall be one calendar month ending on the last day of the month, or as follows:

« »

§ 5.1.3 Provided that an Application for Payment is received by the Architect not later than the «fifteenth» day of a month, the Owner shall make payment of the amount certified to the Contractor not later than the «fifteenth» day of the «following» month. If an Application for Payment is received by the Architect after the application date fixed above, payment of the amount certified shall be made by the Owner not later than «forty-five» («45») days after the Architect receives the Application for Payment.

(Federal, state or local laws may require payment within a certain period of time.)

§ 5.1.4 Each Application for Payment shall be based on the most recent schedule of values submitted by the Contractor in accordance with the Contract Documents. The schedule of values shall allocate the entire Contract Sum among the various portions of the Work. The schedule of values shall be prepared in such form, and supported by such data to substantiate its accuracy, as the Architect may require. This schedule of values shall be used as a basis for reviewing the Contractor's Applications for Payment.

§ 5.1.5 Applications for Payment shall show the percentage of completion of each portion of the Work as of the end of the period covered by the Application for Payment.

§ 5.1.6 In accordance with AIA Document A201™–2017, General Conditions of the Contract for Construction, and subject to other provisions of the Contract Documents, the amount of each progress payment shall be computed as follows:

§ 5.1.6.1 The amount of each progress payment shall first include:

- .1 That portion of the Contract Sum properly allocable to completed Work;
- .2 That portion of the Contract Sum properly allocable to materials and equipment delivered and suitably stored at the site for subsequent incorporation in the completed construction, or, if approved in advance by the Owner, suitably stored off the site at a location agreed upon in writing; and
- .3 That portion of Construction Change Directives that the Architect determines, in the Architect's professional judgment, to be reasonably justified.

§ 5.1.6.2 The amount of each progress payment shall then be reduced by:

- .1 The aggregate of any amounts previously paid by the Owner;

- .2 The amount, if any, for Work that remains uncorrected and for which the Architect has previously withheld a Certificate for Payment as provided in Article 9 of AIA Document A201–2017;
- .3 Any amount for which the Contractor does not intend to pay a Subcontractor or material supplier, unless the Work has been performed by others the Contractor intends to pay;
- .4 For Work performed or defects discovered since the last payment application, any amount for which the Architect may withhold payment, or nullify a Certificate of Payment in whole or in part, as provided in Article 9 of AIA Document A201–2017; and
- .5 Retainage withheld pursuant to Section 5.1.7.

§ 5.1.7 Retainage

§ 5.1.7.1 For each progress payment made prior to Substantial Completion of the Work, the Owner may withhold the following amount, as retainage, from the payment otherwise due:

(Insert a percentage or amount to be withheld as retainage from each Application for Payment. The amount of retainage may be limited by governing law.)

Five percent (5.00%)

§ 5.1.7.1.1 The following items are not subject to retainage:

(Insert any items not subject to the withholding of retainage, such as general conditions, insurance, etc.)

For operation and maintenance manuals, punch list activities, Project Record Documents, and demonstration and training for required principal subcontracts retainage shall be in the amount of five-percent (5.00%) of the Contract Sum allocated to that portion of the Work in the Schedule of Values.

§ 5.1.7.2 Reduction or limitation of retainage, if any, shall be as follows:

(If the retainage established in Section 5.1.7.1 is to be modified prior to Substantial Completion of the entire Work, including modifications for Substantial Completion of portions of the Work as provided in Section 3.3.2, insert provisions for such modifications.)

None

§ 5.1.7.3 Except as set forth in this Section 5.1.7.3, upon Substantial Completion of the Work, the Contractor may submit an Application for Payment that includes the retainage withheld from prior Applications for Payment pursuant to this Section 5.1.7. The Application for Payment submitted at Substantial Completion shall not include retainage as follows:

(Insert any other conditions for release of retainage upon Substantial Completion.)

When the work or other major portions thereof contemplated by the terms of the Contract are substantially completed, the Contractor shall submit to the Architect a requisition for payment of the remaining amount of the Contract balance, with a list of items to be completed and corrected (punch list), the value of items on the list, and reasons why the Work is not complete. Upon receipt of such requisition the Owner shall approve and promptly pay the Contract balance less **two times (2 x)** the value of any remaining items to be completed and an amount necessary to satisfy any claims, lines or judgments against the contractor which have not been suitably discharged. Any claims, liens or judgments referred to in this clause shall pertain to the Project and shall be filed in accordance with the terms of the Contract, and applicable laws.

§ 5.1.8 If final completion of the Work is materially delayed through no fault of the Contractor, the Owner shall pay the Contractor any additional amounts in accordance with Article 9 of AIA Document A201–2017.

§ 5.1.9 Except with the Owner's prior approval, the Contractor shall not make advance payments to suppliers for materials or equipment which have not been delivered and stored at the site.

- .1 Proof of insurance for items stored off site and copies of invoices are to be provided with Application for Payment requesting payment for stored materials

§ 5.2 Final Payment

§ 5.2.1 Final payment, constituting the entire unpaid balance of the Contract Sum, shall be made by the Owner to the Contractor when

- .1 the Contractor has fully performed the Contract except for the Contractor's responsibility to correct Work as provided in Article 12 of AIA Document A201-2017, and to satisfy other requirements, if any, which extend beyond final payment; and
- .2 a final Certificate for Payment has been issued by the Architect.

§ 5.2.2 The Owner's final payment to the Contractor shall be made no later than 30 days after the issuance of the Architect's final Certificate for Payment, or as follows:

« »

§ 5.3 Interest

Payments due and unpaid under the Contract shall bear interest from the date payment is due at the rate stated below, or in the absence thereof, at the legal rate prevailing from time to time at the place where the Project is located.

(Insert rate of interest agreed upon, if any.)

Timeliness of payment and any interest to be paid to Contractor for late payment shall be governed by Article 11-A of the State Finance Law to the extent required by law.

ARTICLE 6 DISPUTE RESOLUTION

§ 6.1 Initial Decision Maker

The Architect will serve as the Initial Decision Maker pursuant to Article 15 of AIA Document A201-2017, unless the parties appoint below another individual, not a party to this Agreement, to serve as the Initial Decision Maker.

(If the parties mutually agree, insert the name, address and other contact information of the Initial Decision Maker, if other than the Architect.)

« »

§ 6.2 Binding Dispute Resolution

For any Claim subject to, but not resolved by, mediation pursuant to Article 15 of AIA Document A201-2017, the method of binding dispute resolution shall be as follows:

(Check the appropriate box.)

[] Arbitration pursuant to Section 15.4 of AIA Document A201-2017

[] Litigation in a court of competent jurisdiction

[] Other *(Specify)*

«The parties agree that claims brought in New York State Court shall be brought in Montgomery County.»

If the Owner and Contractor do not select a method of binding dispute resolution, or do not subsequently agree in writing to a binding dispute resolution method other than litigation, Claims will be resolved by litigation in a court of competent jurisdiction.

ARTICLE 7 TERMINATION OR SUSPENSION

§ 7.1 The Contract may be terminated by the Owner or the Contractor as provided in Article 14 of AIA Document A201-2017.

§ 7.1.1 If the Contract is terminated for the Owner's convenience in accordance with Article 14 of AIA Document A201-2017, then the Owner shall pay the Contractor a termination fee as follows:

(Insert the amount of, or method for determining, the fee, if any, payable to the Contractor following a termination for the Owner's convenience.)

None

§ 7.2 The Work may be suspended by the Owner as provided in Article 14 of AIA Document A201-2017.

ARTICLE 8 MISCELLANEOUS PROVISIONS

§ 8.1 Where reference is made in this Agreement to a provision of AIA Document A201–2017 or another Contract Document, the reference refers to that provision as amended or supplemented by other provisions of the Contract Documents.

§ 8.1.1 The parties further agree that the provisions of “Appendix A – Standard Clauses for New York State Contracts” promulgated by the New York State Office of General Services Procurement Services Group, current as the date of this Agreement, are a part of this Agreement with the understanding that the term “State” in that document shall be read as “County.”

§ 8.1.2 The following provisions are not applicable to this Agreement: Paragraphs 3, 11, and 21.

§ 8.2 The Owner’s representative:
(Name, address, email address, and other information)

Eric M. Mead, Commissioner of Public Works
Montgomery County, Department of Public Works
113 Park Drive
Fultonville, NY 12072

Tel.: (518) 853-3814
Email: emead@co.montgomery.ny.us

§ 8.3 The Contractor’s representative:
(Name, address, email address, and other information)

<< >>
<< >>
<< >>
<< >>
<< >>
<< >>

§ 8.4 Neither the Owner’s nor the Contractor’s representative shall be changed without ten days’ prior notice to the other party.

§ 8.5 Insurance and Bonds

§ 8.5.1 The Owner and the Contractor shall purchase and maintain insurance as set forth in AIA Document A101™–2017, Standard Form of Agreement Between Owner and Contractor where the basis of payment is a Stipulated Sum, Exhibit A, Insurance and Bonds, and elsewhere in the Contract Documents.

§ 8.5.2 The Contractor shall provide bonds as set forth in AIA Document A101™–2017 Exhibit A, and elsewhere in the Contract Documents.

§ 8.5.2.1 The Contractor hereby agrees to deliver to the Owner, within seven (7) days of the date of the Owner-Contractor Agreement and prior to bringing any equipment or personnel onto the site of the Work or the Project site, certified copies of all insurance policies procured by the Contractor under or pursuant to Article 10 or, with consent of the Owner, Certificates of Insurance in form and substance satisfactory to the Owner evidencing the required coverages with limits not less than those specified in A101–2017 Exhibit A. The coverage afforded under any Insurance policy obtained under or pursuant to this Subparagraph 8.5.2.1 shall be primary to any valid and collectible insurance carried separately by any of the Indemnities. Furthermore, all policies and Certificates of Insurance shall expressly provide that no less than thirty (30) days’ prior written notice shall be given the Owner in the event of material alteration, cancellation, nonrenewal, or expiration of the coverage.

§ 8.5.2.2 The Contractor shall furnish a Performance Bond and Labor and Material Payment Bond meeting all statutory requirements of the State of New York, in form and substance satisfactory to the Owner and, without limitation, complying with the following specific requirements:

- .1 Except as otherwise required by statute, the form and substance of such bonds shall be satisfactory to the Owner in the Owner’s sole judgment.

- .2 Bonds shall be executed by a responsible surety licensed in New York, with a Best's rating of no less than A/XII, and shall remain in effect for a period not less than two (2) years following the date of Substantial Completion or the time required to resolve any items of incomplete Work and the payment of any disputed amounts, whichever time period is longer.
- .3 The Performance Bond and the Labor and Material Payment Bond shall each be in an amount equal to the Contract Sum and all subsequent increases.
- .4 The Contractor shall require the attorney in fact who executes the required bonds on behalf of the surety to affix thereto a certified and current copy of his power of attorney indicating the monetary limit of such power.
- .5 Every Bond under this Subparagraph 8.5.2.2 must display the Surety's Bond Number. A rider including the following provisions shall be attached to each Bond.
 - (i) The Surety hereby agrees that it consents to and waives notice of any addition, alteration, omission, change, or other modification of the Contract Documents. Any addition, alteration, change, extension of time, or other modification of the Contract Documents, or a forbearance on the part of either the Owner or the Contractor to the other, shall not release the Surety of its obligations hereunder, and notice to the Surety of such matters is hereby waived.
 - (ii) The Surety agrees that it is obligate under the bonds to any successor, grantee, or assignee of the Owner.

§ 8.5.2.3 The Contractor shall keep the surety informed of the progress of the Work, and, where necessary, obtain the surety's consent to, or waiver of, (i) notice of changes in the Work; (ii) request for reduction or release of retention; (iii) request for final payment, and (iv) any other item required by the Surety. The Owner shall be notified by the Contractor, in writing, of all communications with the Surety. The Owner may, in the Owner's sole discretion, inform the Surety of the progress of the Work and obtain consents as necessary to protect the Owner's rights, interest, privileges, and benefits under and pursuant to any bond issued in connection with the Work.

§ 8.6 Notice in electronic format, pursuant to Article 1 of AIA Document A201–2017, may be given in accordance with AIA Document E203™–2013, Building Information Modeling and Digital Data Exhibit, if completed, or as otherwise set forth below:

(If other than in accordance with AIA Document E203–2013, insert requirements for delivering notice in electronic format such as name, title, and email address of the recipient and whether and how the system will be required to generate a read receipt for the transmission.)

§ 8.6.1 Signatures may be made by electronic methods to the fullest extent permitted by applicable law.

§ 8.6.2 The transmission of Digital Data constitutes a warranty by the Party transmitting Digital Data to the Party receiving Digital Data that the transmitting Party is the copyright owner of the Digital Data, or otherwise has permission to transmit the Digital Data for its use on the Project in accordance with the Authorized Uses of Digital Data established pursuant to the terms of this Agreement.

§ 8.6.3 If a Party transmits Confidential Digital Data, the transmission of such Confidential Digital Data constitutes a warranty to the Party receiving such Confidential Digital Data that the transmitting Party is authorized to transmit the Confidential Digital Data. If a Party receives Confidential Digital Data, the receiving Party shall keep the Confidential Digital Data strictly confidential and shall not disclose it to any other person or entity except as set forth below:

- .1 The receiving Party may disclose Confidential Digital Data as required by law or court order, including a subpoena or other form of compulsory legal process issued by a court or governmental entity. The receiving Party may also disclose the Confidential Digital Data to its employees, consultants or contractors in order to perform services or work solely and exclusively for the Project, provided those employees, consultants and contractors are subject to the restrictions on the disclosure and use of Confidential Digital Data as set forth in this Agreement.

§ 8.6.4 By transmitting Digital Data, the transmitting Party does not convey any ownership right in the Digital Data or in the software used to generate the Digital Data. Unless otherwise granted in a separate license, the receiving Party's right to use, modify, or further transmit Digital Data is specifically limited to designing, constructing, using, maintaining, altering and adding to the Project consistent with the terms of this Exhibit, and nothing contained in this Exhibit conveys any other right to use the Digital Data.

§ 8.7 Other provisions:

§ 8.7.1 The Owner is exempt from payment of sales and compensating use taxes of the State of New York, and of cities, counties, and other subdivisions of the State, hereinafter referred to as subdivisions of the State, pursuant to the provisions of this Contract. These taxes are not to be included in the Bids. This exemption shall apply to:

- .1 materials permanently incorporated in the Project;
- .2 supplies which are permanently incorporated in the Project; and
- .3 materials and furnishings for the Project which are incorporated therein, such as chairs, desks, drapes, and moveable personal property.

This exemption does not, however, apply to tools, machinery, equipment, or other property purchased by, leased by or to the Contractor or Subcontractor, or to supplies or materials not incorporated into the completed Project. The Contractor and his Subcontractors shall be responsible for and shall pay any and all applicable taxes, including sales and compensating use taxes, on such tools, machinery, equipment, or other property, or such unincorporated supplies and materials.

§ 8.7.2 The Contractor represents and warrants the following to the Owner (in addition to any other representations and warranties contained in the Contract Documents), as an inducement to the Owner to execute this Agreement, which representations and warranties shall survive the execution and delivery of this Agreement, any termination of this Agreement, and the final completion of the Work:

- .1 that it and its Subcontractors are financially solvent, able to pay all debts as they mature, and possessed of sufficient working capital to complete the Work and perform all obligations hereunder;
- .2 that it is able to furnish the plant, tools, materials, supplies, equipment, and labor required to complete the Work and perform its obligations hereunder;
- .3 that it is authorized to do business in the State of New York and properly licensed by all necessary governmental and public and quasi-public authorities having jurisdiction over it and over the Work and the Project;
- .4 that its execution of this Agreement and its performance thereof is within its duly authorized powers;
- .5 that its duly authorized representative has visited the site of the Project, familiarized himself with the local and special conditions under which the Work is to be performed, and correlated his observations with the requirements of the Contract Documents; and
- .6 that it possess a high level of experience and expertise in the business administration, construction, construction management, and superintendence of projects of the size, complexity, and nature of this particular Project, and it will perform the Work with the care, skill, and diligence of such a Contractor.

The foregoing warranties are in addition to, and not in lieu of, any and all other liability imposed upon the Contractor by law with respect to the Contractor's duties, obligations, and performance hereunder. The Contractor acknowledges that the Owner is relying upon the Contractor's skill and experience in connection with the Work called for hereunder.

§ 8.7.3 If any provision of this Contract is determined to be invalid, it shall not affect the validity of any other provision hereof.

ARTICLE 9 ENUMERATION OF CONTRACT DOCUMENTS

§ 9.1 This Agreement is comprised of the following documents:

- .1 AIA Document A101™-2017, Standard Form of Agreement Between Owner and Contractor
- .2 AIA Document A101™-2017, Exhibit A, Insurance and Bonds
- .3 AIA Document A201™-2017, General Conditions of the Contract for Construction
- .4 AIA Document E203™-2013, Building Information Modeling and Digital Data Exhibit, if completed, or as otherwise set forth below:
(Insert the document incorporated into this Agreement.)

AIA Document C106-2007, Digital Data Licensing Agreement.

- .5 Drawings

Number	Title	Date
As enumerated in Section 000115	List of Drawing Sheets	April 2024

.6 Specifications

Section	Title	Date	Pages
As enumerated in Section 000110	Table of Contents	April 2024	Inclusive of all Sections Noted

.7 Addenda, if any:

Number	Date	Pages
« »		

Portions of Addenda relating to bidding or proposal requirements are not part of the Contract Documents unless the bidding or proposal requirements are also enumerated in this Article 9.

.8 Other Exhibits:

(Check all boxes that apply and include appropriate information identifying the exhibit where required.)

[] Supplementary and other Conditions of the Contract:

Document	Title	Date	Pages
Document 006113	Performance and Payment Bonds	April 2024	
Document 006114	Surety Company Data	April 2024	
Document 006216	Certificate of Insurance Form	April 2024	
Document 007300	Supplementary Conditions Modifications to General Conditions	April 2024	
Document 007301	Supplementary Conditions Additional Articles	April 2024	
Document 007343	Wage Rate Requirements	April 2024	
Document 008010	NY State Contract Provisions	April 2024	

.9 Other documents, if any, listed below:

(List here any additional documents that are intended to form part of the Contract Documents. AIA Document A201™-2017 provides that the advertisement or invitation to bid, Instructions to Bidders, sample forms, the Contractor's bid or proposal, portions of Addenda relating to bidding or proposal requirements, and other information furnished by the Owner in anticipation of receiving bids or proposals, are not part of the Contract Documents unless enumerated in this Agreement. Any such documents should be listed here only if intended to be part of the Contract Documents.)

Document	Title	Date	Pages
Document 001116	Invitation to Bid	April 2024	
Document 002113	Instructions to Bidders	April 2024	
Document 002513	Pre-Bid Meetings	April 2024	
Document 002600	Substitution Procedures	April 2024	
Document 003100	Available Project Information	April 2024	
Document 003143	Permit Application	April 2024	
Document 004116	Bid Form	April 2024	
Document 004313	Bid Security Forms	April 2024	
Document 004314	Performance Bond Information	April 2024	
Document 004321	Allowance Form	April 2024	
Document 004322	Unit Price Form	April 2024	
Document 004336	Subs and Suppliers Form	April 2024	
Document 004373	Schedule of Value Form	April 2024	
Document 004513	Qualification Statement	April 2024	
Document 004519	Non-Collusion Affidavit	April 2024	
Document 005100	Notice of Award	April 2024	
Document 006290	Certificate of Owner's Attorney	April 2024	

It is agreed that the officials signing this agreement on behalf of the respective parties have authority to enter into a binding contract, and the Owner certifies that it has taken all proceedings to have available when necessary, monies sufficient to satisfy the terms of this Contract.

This Agreement entered into as of the day and year first written above.

« »

OWNER (Signature)
 Matthew L. Ossenfort
 County Executive

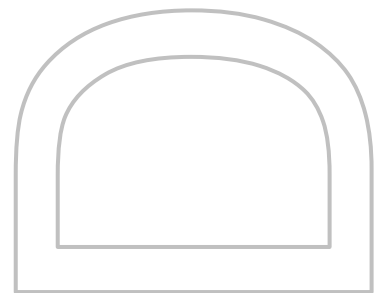
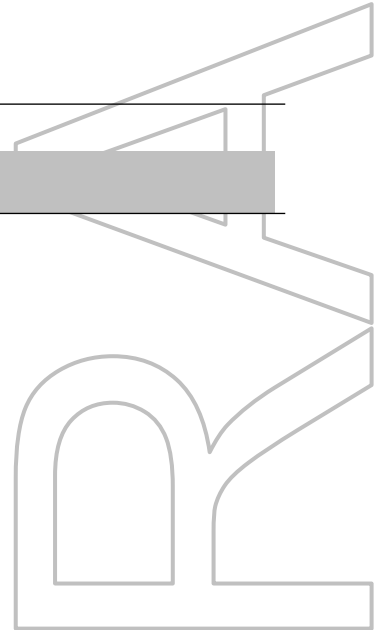
 (Printed name and title)

« »

CONTRACTOR (Signature)
 « »

 « »

 (Printed name and title)



DRAFT AIA® Document A101® – 2017

Exhibit A

Insurance and Bonds

This Insurance and Bonds Exhibit is part of the Agreement, between the Owner and the Contractor, dated the « » day of « » in the year «2024»
(In words, indicate day, month and year.)

for the following **PROJECT**:
(Name and location or address)

Montgomery County Jail – Shower Renovation
200 Clark Drive
Fultonville, New York 12072

Architect's Project No. 23.3592
Owner's Project No. 12-24

THE OWNER:

(Name, legal status and address)

Montgomery County
County Annex Building
PO Box 1500 - 20 Park Street
Fonda, NY 12068-1500

Tel. (518) 853-3351
<https://www.co.montgomery.ny.us/>

THE CONTRACTOR:

(Name, legal status and address)

« »« »
« »
« »
« »

TABLE OF ARTICLES

- A.1 GENERAL
- A.2 OWNER'S INSURANCE
- A.3 CONTRACTOR'S INSURANCE AND BONDS
- A.4 SPECIAL TERMS AND CONDITIONS

ARTICLE A.1 GENERAL

The Owner and Contractor shall purchase and maintain insurance, and provide bonds, as set forth in this Exhibit. As used in this Exhibit, the term General Conditions refers to AIA Document A201™–2017, General Conditions of the Contract for Construction.

ADDITIONS AND DELETIONS: The author of this document has added information needed for its completion. The author may also have revised the text of the original AIA standard form. An *Additions and Deletions Report* that notes added information as well as revisions to the standard form text is available from the author and should be reviewed.

This document has important legal consequences. Consultation with an attorney is encouraged with respect to its completion or modification.

This document is intended to be used in conjunction with AIA Document A201©–2017, General Conditions of the Contract for Construction. Article 11 of A201©–2017 contains additional insurance provisions.

ELECTRONIC COPYING of any portion of this AIA® Document to another electronic file is prohibited and constitutes a violation of copyright laws as set forth in the footer of this document.

ARTICLE A.2 OWNER'S INSURANCE

§ A.2.1 General

Prior to commencement of the Work, the Owner shall secure the insurance, and provide evidence of the coverage, required under this Article A.2 and, upon the Contractor's request, provide a copy of the property insurance policy or policies required by Section A.2.3. The copy of the policy or policies provided shall contain all applicable conditions, definitions, exclusions, and endorsements.

§ A.2.2 Liability Insurance

The Owner shall be responsible for purchasing and maintaining the Owner's usual general liability insurance.

§ A.2.3 Required Property Insurance

§ A.2.3.1 Unless this obligation is placed on the Contractor pursuant to Section A.3.3.2.1, the Owner shall purchase and maintain, from an insurance company or insurance companies lawfully authorized to issue insurance in the jurisdiction where the Project is located, property insurance written on a builder's risk "all-risks" completed value or equivalent policy form and sufficient to cover the total value of the entire Project on a replacement cost basis. The Owner's property insurance coverage shall be no less than the amount of the initial Contract Sum, plus the value of subsequent Modifications and labor performed and materials or equipment supplied by others. The property insurance shall be maintained until Substantial Completion and thereafter as provided in Section A.2.3.1.3, unless otherwise provided in the Contract Documents or otherwise agreed in writing by the parties to this Agreement. This insurance shall include the interests of the Owner, Contractor, Subcontractors, and Sub-subcontractors in the Project as insureds. This insurance shall include the interests of mortgagees as loss payees.

§ A.2.3.1.1 Causes of Loss. The insurance required by this Section A.2.3.1 shall provide coverage for direct physical loss or damage, and shall not exclude the risks of fire, explosion, theft, vandalism, malicious mischief, collapse, earthquake, flood, or windstorm. The insurance shall also provide coverage for ensuing loss or resulting damage from error, omission, or deficiency in construction methods, design, specifications, workmanship, or materials. Sub-limits, if any, are as follows:

(Indicate below the cause of loss and any applicable sub-limit.)

Causes of Loss	Sub-Limit

§ A.2.3.1.2 Specific Required Coverages. The insurance required by this Section A.2.3.1 shall provide coverage for loss or damage to falsework and other temporary structures, and to building systems from testing and startup. The insurance shall also cover debris removal, including demolition occasioned by enforcement of any applicable legal requirements, and reasonable compensation for the Architect's and Contractor's services and expenses required as a result of such insured loss, including claim preparation expenses. Sub-limits, if any, are as follows:

(Indicate below type of coverage and any applicable sub-limit for specific required coverages.)

Coverage	Sub-Limit

§ A.2.3.1.3 Unless the parties agree otherwise, upon Substantial Completion, the Owner shall continue the insurance required by Section A.2.3.1 or, if necessary, replace the insurance policy required under Section A.2.3.1 with property insurance written for the total value of the Project that shall remain in effect until expiration of the period for correction of the Work set forth in Section 12.2.2 of the General Conditions.

§ A.2.3.1.4 Deductibles and Self-Insured Retentions. If the insurance required by this Section A.2.3 is subject to deductibles or self-insured retentions, the Owner shall be responsible for all loss not covered because of such deductibles or retentions.

§ A.2.3.2 Occupancy or Use Prior to Substantial Completion. The Owner's occupancy or use of any completed or partially completed portion of the Work prior to Substantial Completion shall not commence until the insurance company or companies providing the insurance under Section A.2.3.1 have consented in writing to the continuance of coverage. The Owner and the Contractor shall take no action with respect to partial occupancy or use that would cause cancellation, lapse, or reduction of insurance, unless they agree otherwise in writing.

§ A.2.3.3 Insurance for Existing Structures

If the Work involves remodeling an existing structure or constructing an addition to an existing structure, the Owner shall purchase and maintain, until the expiration of the period for correction of Work as set forth in Section 12.2.2 of the General Conditions, “all-risks” property insurance, on a replacement cost basis, protecting the existing structure against direct physical loss or damage from the causes of loss identified in Section A.2.3.1, notwithstanding the undertaking of the Work. The Owner shall be responsible for all co-insurance penalties.

§ A.2.4 Optional Extended Property Insurance.

The Owner shall purchase and maintain the insurance selected and described below.

(Select the types of insurance the Owner is required to purchase and maintain by placing an X in the box(es) next to the description(s) of selected insurance. For each type of insurance selected, indicate applicable limits of coverage or other conditions in the fill point below the selected item.)

- [] **§ A.2.4.1 Loss of Use, Business Interruption, and Delay in Completion Insurance**, to reimburse the Owner for loss of use of the Owner’s property, or the inability to conduct normal operations due to a covered cause of loss.
-
- [] **§ A.2.4.2 Ordinance or Law Insurance**, for the reasonable and necessary costs to satisfy the minimum requirements of the enforcement of any law or ordinance regulating the demolition, construction, repair, replacement or use of the Project.
-
- [] **§ A.2.4.3 Expediting Cost Insurance**, for the reasonable and necessary costs for the temporary repair of damage to insured property, and to expedite the permanent repair or replacement of the damaged property.
-
- [] **§ A.2.4.4 Extra Expense Insurance**, to provide reimbursement of the reasonable and necessary excess costs incurred during the period of restoration or repair of the damaged property that are over and above the total costs that would normally have been incurred during the same period of time had no loss or damage occurred.
-
- [] **§ A.2.4.5 Civil Authority Insurance**, for losses or costs arising from an order of a civil authority prohibiting access to the Project, provided such order is the direct result of physical damage covered under the required property insurance.
-
- [] **§ A.2.4.6 Ingress/Egress Insurance**, for loss due to the necessary interruption of the insured’s business due to physical prevention of ingress to, or egress from, the Project as a direct result of physical damage.
-
- [] **§ A.2.4.7 Soft Costs Insurance**, to reimburse the Owner for costs due to the delay of completion of the Work, arising out of physical loss or damage covered by the required property insurance: including construction loan fees; leasing and marketing expenses; additional fees, including those of architects, engineers, consultants, attorneys and accountants, needed for the completion of the construction,

repairs, or reconstruction; and carrying costs such as property taxes, building permits, additional interest on loans, realty taxes, and insurance premiums over and above normal expenses.

« »

§ A.2.5 Other Optional Insurance.

The Owner shall purchase and maintain the insurance selected below.

(Select the types of insurance the Owner is required to purchase and maintain by placing an X in the box(es) next to the description(s) of selected insurance.)

[] **§ A.2.5.1 Cyber Security Insurance** for loss to the Owner due to data security and privacy breach, including costs of investigating a potential or actual breach of confidential or private information. *(Indicate applicable limits of coverage or other conditions in the fill point below.)*

« »

[] **§ A.2.5.2 Other Insurance** *(List below any other insurance coverage to be provided by the Owner and any applicable limits.)*

Coverage

Limits

ARTICLE A.3 CONTRACTOR'S INSURANCE AND BONDS

§ A.3.1 General

§ A.3.1.1 Certificates of Insurance. The Contractor shall provide certificates of insurance acceptable to the Owner evidencing compliance with the requirements in this Article A.3 at the following times: (1) prior to commencement of the Work; (2) upon renewal or replacement of each required policy of insurance; and (3) upon the Owner's written request. An additional certificate evidencing continuation of commercial liability coverage, including coverage for completed operations, shall be submitted with the final Application for Payment and thereafter upon renewal or replacement of such coverage until the expiration of the periods required by Section A.3.2.1 and Section A.3.3.1. The certificates will show the Owner as an additional insured on the Contractor's Commercial General Liability and excess or umbrella liability policy or policies.

§ A.3.1.2 Deductibles and Self-Insured Retentions. The Contractor shall disclose to the Owner any deductible or self-insured retentions applicable to any insurance required to be provided by the Contractor.

§ A.3.1.3 Additional Insured Obligations. To the fullest extent permitted by law, the Contractor shall cause the commercial general liability coverage to include (1) the Owner, the Architect, and the Architect's consultants as additional insureds for claims caused in whole or in part by the Contractor's negligent acts or omissions during the Contractor's operations; and (2) the Owner as an additional insured for claims caused in whole or in part by the Contractor's negligent acts or omissions for which loss occurs during completed operations. The additional insured coverage shall be primary and non-contributory to any of the Owner's general liability insurance policies and shall apply to both ongoing and completed operations. To the extent commercially available, the additional insured coverage shall be no less than that provided by Insurance Services Office, Inc. (ISO) forms CG 20 10 07 04, CG 20 37 07 04, and, with respect to the Architect and the Architect's consultants, CG 20 32 07 04.

§ A.3.2 Contractor's Required Insurance Coverage

§ A.3.2.1 The Contractor shall purchase and maintain the following types and limits of insurance from an insurance company or insurance companies lawfully authorized to issue insurance in the jurisdiction where the Project is located. The Contractor shall maintain the required insurance until the expiration of the period for correction of Work as set forth in Section 12.2.2 of the General Conditions, unless a different duration is stated below:

(If the Contractor is required to maintain insurance for a duration other than the expiration of the period for correction of Work, state the duration.)

« »

§ A.3.2.2 Commercial General Liability

§ A.3.2.2.1 Commercial General Liability insurance for the Project written on an occurrence form with policy limits of not less than **one million dollars** (\$ **1,000,000**) each occurrence, **five million dollars** (\$ **5,000,000**) general aggregate, and **five million dollars** (\$ **5,000,000**) aggregate for products-completed operations hazard, providing coverage for claims including

- .1 damages because of bodily injury, sickness or disease, including occupational sickness or disease, and death of any person;
- .2 personal injury and advertising injury;
- .3 damages because of physical damage to or destruction of tangible property, including the loss of use of such property;
- .4 bodily injury or property damage arising out of completed operations; and
- .5 the Contractor's indemnity obligations under Section 3.18 of the General Conditions.

§ A.3.2.2.2 The Contractor's Commercial General Liability policy under this Section A.3.2.2 shall not contain an exclusion or restriction of coverage for the following:

- .1 Claims by one insured against another insured, if the exclusion or restriction is based solely on the fact that the claimant is an insured, and there would otherwise be coverage for the claim.
- .2 Claims for property damage to the Contractor's Work arising out of the products-completed operations hazard where the damaged Work or the Work out of which the damage arises was performed by a Subcontractor.
- .3 Claims for bodily injury other than to employees of the insured.
- .4 Claims for indemnity under Section 3.18 of the General Conditions arising out of injury to employees of the insured.
- .5 Claims or loss excluded under a prior work endorsement or other similar exclusionary language.
- .6 Claims or loss due to physical damage under a prior injury endorsement or similar exclusionary language.
- .7 Claims related to residential, multi-family, or other habitational projects, if the Work is to be performed on such a project.
- .8 Claims related to roofing, if the Work involves roofing.
- .9 Claims related to exterior insulation finish systems (EIFS), synthetic stucco or similar exterior coatings or surfaces, if the Work involves such coatings or surfaces.
- .10 Claims related to earth subsidence or movement, where the Work involves such hazards.
- .11 Claims related to explosion, collapse and underground hazards, where the Work involves such hazards.
- .12 Claims related to communicable disease.

§ A.3.2.3 Automobile Liability covering vehicles owned, and non-owned vehicles used, by the Contractor, with policy limits of not less than **one million dollars** (\$ **1,000,000**) per accident, for bodily injury, death of any person, and property damage arising out of the ownership, maintenance and use of those motor vehicles along with any other statutorily required automobile coverage.

§ A.3.2.4 The Contractor may achieve the required limits and coverage for Commercial General Liability and Automobile Liability through a combination of primary and excess or umbrella liability insurance, provided such primary and excess or umbrella insurance policies result in the same or greater coverage as the coverages required under Section A.3.2.2 and A.3.2.3, and in no event shall any excess or umbrella liability insurance provide narrower coverage than the primary policy. The excess policy shall not require the exhaustion of the underlying limits only through the actual payment by the underlying insurers. **If excess or umbrella liability insurance is purchased, Montgomery County shall be included as additional insured(s) on a primary, non-contributory basis.**

§ A.3.2.5 Workers' Compensation at statutory limits. **Coverage must be written to apply within the State of NY and must be written to include coverage for Sole proprietors, Partners, LLC Members or Corporate officers (if such proprietors, partners, members or officers will work on the job site). Please note Acord form is NOT acceptable proof of insurance for Workers' Compensation, Employers Liability and Disability insurance. Private entities exempt from coverage on account of the number of employees or occupation must maintain voluntary compensation coverage at the same limits specified in A.3.2.6.**

§ A.3.2.6 Employers' Liability with policy limits not less than **five hundred thousand dollars (\$ 500,000)** each accident, **five hundred thousand dollars (\$ 500,000)** each employee, and **five hundred thousand dollars (\$500,000)** policy limit.

§ A.3.2.7 Jones Act, and the Longshore & Harbor Workers' Compensation Act, as required, if the Work involves hazards arising from work on or near navigable waterways, including vessels and docks

§ A.3.2.8 If the Contractor is required to furnish professional services as part of the Work, the Contractor shall procure Professional Liability insurance covering performance of the professional services, with policy limits of not less than **one million dollars (\$ 1,000,000)** per claim and **one million dollars (\$ 1,000,000)** in the aggregate.

§ A.3.2.9 If the Work involves the transport, dissemination, use, or release of pollutants (**including roofing materials**), the Contractor shall procure Pollution Liability insurance, with policy limits of not less than **one million dollars (\$ 1,000,000)** per claim and **one million dollars (\$ 1,000,000)** in the aggregate. **Higher limits may be considered in the event of unforeseen hazardous remediation operations.**

§ A.3.2.10 Coverage under Sections A.3.2.8 and A.3.2.9 may be procured through a Combined Professional Liability and Pollution Liability insurance policy, with combined policy limits of not less than **two million dollars (\$ 2,000,000)** per claim and **two million dollars (\$ 2,000,000)** in the aggregate.

§ A.3.2.11 Insurance for maritime liability risks associated with the operation of a vessel, if the Work requires such activities, with policy limits of not less than **« » (\$ « »)** per claim and **« » (\$ « »)** in the aggregate.

§ A.3.2.12 Insurance for the use or operation of manned or unmanned aircraft, if the Work requires such activities, with policy limits of not less than **one million dollars (\$ 1,000,000)** per claim and **one million dollars (\$ 1,000,000)** in the aggregate.

§ A.3.3 Contractor's Other Insurance Coverage

§ A.3.3.1 Insurance selected and described in this Section A.3.3 shall be purchased from an insurance company or insurance companies lawfully authorized to issue insurance in the jurisdiction where the Project is located. The Contractor shall maintain the required insurance until the expiration of the period for correction of Work as set forth in Section 12.2.2 of the General Conditions, unless a different duration is stated below:

(If the Contractor is required to maintain any of the types of insurance selected below for a duration other than the expiration of the period for correction of Work, state the duration.)

« »

§ A.3.3.2 The Contractor shall purchase and maintain the following types and limits of insurance in accordance with Section A.3.3.1.

(Select the types of insurance the Contractor is required to purchase and maintain by placing an X in the box(es) next to the description(s) of selected insurance. Where policy limits are provided, include the policy limit in the appropriate fill point.)

- [**«X»**] § A.3.3.2.1 Property insurance of the same type and scope satisfying the requirements identified in Section A.2.3, which, if selected in this section A.3.3.2.1, relieves the Owner of the responsibility to purchase and maintain such insurance except insurance required by Section A.2.3.1.3 and Section A.2.3.3. The Contractor shall comply with all obligations of the Owner under Section A.2.3 except to the extent provided below. The Contractor shall disclose to the Owner the amount of any deductible, and the Owner shall be responsible for losses within the deductible. Upon request, the Contractor shall provide the Owner with a copy of the property insurance policy or policies required. The Owner shall adjust and settle the loss with the insurer and be the trustee of the proceeds of the property insurance in accordance with Article 11 of the General Conditions unless otherwise set forth below:

(Where the Contractor's obligation to provide property insurance differs from the Owner's obligations as described under Section A.2.3, indicate such differences in the space below. Additionally, if a party other than the Owner will be responsible for adjusting and settling a loss with the insurer and acting as

the trustee of the proceeds of property insurance in accordance with Article 11 of the General Conditions, indicate the responsible party below.)

« »

- [« »] § A.3.3.2.2 **Railroad Protective Liability Insurance**, with policy limits of not less than « » (\$ « ») per claim and « » (\$ « ») in the aggregate, for Work within fifty (50) feet of railroad property.
- [«X»] § A.3.3.2.3 **Asbestos Abatement Liability Insurance**, with policy limits of not less than « » (\$ « ») per claim and « » (\$ « ») in the aggregate, for liability arising from the encapsulation, removal, handling, storage, transportation, and disposal of asbestos-containing materials.
- [«X»] § A.3.3.2.4 Insurance for physical damage to property while it is in storage and in transit to the construction site on an “all-risks” completed value form.
- [«X»] § A.3.3.2.5 Property insurance on an “all-risks” completed value form, covering property owned by the Contractor and used on the Project, including scaffolding and other equipment.
- [«X»] § A.3.3.2.6 **Other Insurance**
(List below any other insurance coverage to be provided by the Contractor and any applicable limits.)

Coverage	Limits
Project Management Protective Liability	\$1,000,000 per occurrence/\$2,000,000 aggregate

§ A.3.4 Performance Bond and Payment Bond

The Contractor shall provide surety bonds, from a company or companies lawfully authorized to issue surety bonds in the jurisdiction where the Project is located, as follows:
(Specify type and penal sum of bonds.)

Type	Penal Sum
Payment Bond	100 percent of the contract sum
Performance Bond	100 percent of the contract sum

Payment and Performance Bonds shall be AIA Document A312™, Payment Bond and Performance Bond, or contain provisions identical to AIA Document A312™, current as of the date of this Agreement.

ARTICLE A.4 SPECIAL TERMS AND CONDITIONS

Special terms and conditions that modify this Insurance and Bonds Exhibit, if any, are as follows:

- A.4.1** Waiver of Subrogation – Contractor and all their subcontractors waive all rights of recovery of damages to the extent of these damages are covered by general liability, umbrella, business auto, workers compensation and employer’s liability.
- A.4.2** All policies will contain provisions whereby Montgomery County will be notified by insurance carrier within 30 days of insurance policy cancellation for reasons other than non-payment of premium. Village of Cambridge will be notified by contractor within 10 days of insurance policy cancellation for non-payment of premium.
- A.4.3** All policies are to be written by carriers acceptable to Montgomery County and with an A.M. Best Rating of no less than A-, VII.
- A.4.4** If the Work involves hoisting any real property, contractor is required to maintain Riggers Liability Coverage to insure against physical loss or damage to property being lifted, for an amount not less than \$250,000 (higher limits should be provided if the value of the property being hoisted is greater than \$250,000).

A.4.5 All of the policies of insurance so required to be purchased and maintained (or the certificates or other evidence thereof) shall specifically name as the additional insured, on a primary non-contributory basis, the following parties:

1. The OWNER, specifically, Montgomery County.
2. The ARCHITECT/ENGINEER, specifically C.T. Male Associates Engineering, Surveying, Architecture, Landscape Architecture & Geology, D.P.C.



SECTION 006000 - PROJECT FORMS

PART 1 - GENERAL

1.1 FORM OF AGREEMENT AND GENERAL CONDITIONS

- A. The following form of Owner/Contractor Agreement and form of the General Conditions shall be used for Project:
1. AIA Document A101-2017, "Standard Form of Agreement between Owner and Contractor where the basis of payment is a Stipulated Sum."
 - a. AIA Document A101-2017 Exhibit A, "Insurances and Bonds."
 - b. The General Conditions for Project are AIA Document A201-2017, "General Conditions of the Contract for Construction."
 2. The General Conditions are included in the Project Manual.
 3. The Supplementary Conditions and Additional Conditions for Project are separately prepared and included in the Project Manual.

1.2 ADMINISTRATIVE FORMS

- A. Administrative Forms: Additional administrative forms are specified in Division 01 General Requirements.
- B. Copies of AIA standard forms may be obtained from the American Institute of Architects; <https://www.aiacontractdocs.org>; docspurchases@aia.org; (800) 942-7732.
- C. Preconstruction Forms:
1. Form of Performance Bond and Labor and Material Bond: AIA Document A312-2010, "Performance Bond and Payment Bond."
 2. Form of Certificate of Insurance: AIA Document G715-1991, "Supplemental Attachment for ACORD Certificate of Insurance 25-S."
- D. Information and Modification Forms:
1. Form for Requests for Information (RFIs): AIA Document G716-2004, "Request for Information (RFI)."
 2. Form of Request for Proposal: AIA Document G709-2001, "Work Changes Proposal Request."
 3. Change Order Form: AIA Document G701-2001, "Change Order."
 4. Form of Architect's Memorandum for Minor Changes in the Work: AIA Document G710-1992, "Architect's Supplemental Instructions."
 5. Form of Change Directive: AIA Document G714-2007, "Construction Change Directive."
- E. Payment Forms:
1. Schedule of Values Form: AIA Document G703-1992, "Continuation Sheet."
 2. Payment Application: AIA Document G702-1992/703-1992, "Application and Certificate for Payment and Continuation Sheet."
 3. Form of Contractor's Affidavit: AIA Document G706-1994, "Contractor's Affidavit of Payment of Debts and Claims."
 4. Form of Affidavit of Release of Liens: AIA Document G706A-1994, "Contractor's Affidavit of Payment of Release of Liens."
 5. Form of Consent of Surety: AIA Document G707-1994, "Consent of Surety to Final Payment."

END OF SECTION 006000

This page intentionally left blank

SECTION 006113 - PERFORMANCE AND PAYMENT BOND

PARTICULARS:

1.1 PERFORMANCE AND PAYMENT BOND

- A. The successful Bidder will be required to furnish a performance bond and a payment bond, each in an amount equal to **100%** of the contract price.

1.2 PERFORMANCE AND PAYMENT FORM

- A. Form of Performance Bond and Labor and Material Bond: AIA Document A312-2010 "Performance Bond and Payment Bond."
- B. Copies of AIA standard forms may be obtained from The American Institute of Architects; <https://www.aiacontracts.org/>; email: docspurchases@aia.org; (800) 942-7732.

END OF SECTION 006113

This page intentionally left blank

SECTION 006114
SURETY COMPANY DATA

Attached here the Following:

1. POWER OF ATTORNEY - duly certified copy of power of attorney or other certificate of authority when bond is executed by agent, officer, or other representative of Surety.
2. POWER OF ATTORNEY AUTHORIZATION - duly certified extract from by-laws or resolutions of Surety under which power of attorney or other certificate of authority of its agent, officer, or other representative was issued.
3. FINANCIAL STATEMENT - certified copy of latest published financial statement of assets and liabilities of Surety.

END OF SECTION 006114

This page intentionally left blank

SECTION 006216
CERTIFICATE OF INSURANCE FORM ATTACHMENT PAGE

Attach insurance certificates here.

END OF SECTION 006216

This page intentionally left blank

SECTION 006290
CERTIFICATE OF OWNER'S ATTORNEY

I, the undersigned, **Meghan M. Manion**,

the duly authorized and acting legal representative for **Montgomery County**, do hereby certify that I have examined the attached contract and the Surety Bond(s) attached thereto and the manner of execution thereof; and that I am of the opinion that each of the aforesaid agreements has been executed by the proper representatives; and that said representatives have respectively the full power and authority to execute said agreements on behalf of the respective parties named therein; and that the foregoing agreements constitute valid and legally binding obligations upon the parties executing the same in accordance with the terms, conditions, and provisions thereof.

Signed: _____

Name: Meghan M. Manion

Title: County Attorney

Address: 20 Park Street, Fonda, New York 12068

Phone Number: 518-853-4304

Fax Number: 518-853-4304

Date: _____

END OF SECTION 006290

This page intentionally left blank

SECTION 007200 - GENERAL CONDITIONS

PART 1 GENERAL

- 1.1 FORM OF GENERAL CONDITIONS OF THE CONTRACT FOR CONSTRUCTION
 - A. The General Conditions applicable to this contract is attached following this page and includes:
 - 1. AIA Document A201-2017 attached (39 pages).

- 1.2 RELATED REQUIREMENTS
 - A. Section 007300 - Spplementary Conditions Modifications To General Conditions.
 - B. Section 007301 - Suplementary Conditions Additional Articles.
 - C. Section 014216 - Definitions.

END OF SECTION 007200

This page intentionally left blank



AIA® Document A201® – 2017

General Conditions of the Contract for Construction

for the following PROJECT:

(Name and location or address)

Montgomery County Jail – Shower Renovation

200 Clark Drive, Fultonville, New York 12072

Architect’s Project No. 23.3592

Owner’s Project No. 12-24

THE OWNER:

(Name, legal status and address)

Montgomery County

County Annex Building

P.O. Box 1500 – 20 Park Street, Fonda, New York 12068-1500

THE ARCHITECT:

(Name, legal status and address)

C.T. Male Associates

Engineering, Surveying, Architecture, Landscape Architecture & Geology, D.P.C.

50 Century Hill Drive, Latham, New York 12110

TABLE OF ARTICLES

1	GENERAL PROVISIONS
2	OWNER
3	CONTRACTOR
4	ARCHITECT
5	SUBCONTRACTORS
6	CONSTRUCTION BY OWNER OR BY SEPARATE CONTRACTORS
7	CHANGES IN THE WORK
8	TIME
9	PAYMENTS AND COMPLETION
10	PROTECTION OF PERSONS AND PROPERTY
11	INSURANCE AND BONDS
12	UNCOVERING AND CORRECTION OF WORK
13	MISCELLANEOUS PROVISIONS

ADDITIONS AND DELETIONS:

The author of this document has added information needed for its completion. The author may also have revised the text of the original AIA standard form. An *Additions and Deletions Report* that notes added information as well as revisions to the standard form text is available from the author and should be reviewed. A vertical line in the left margin of this document indicates where the author has added necessary information and where the author has added to or deleted from the original AIA text.

This document has important legal consequences. Consultation with an attorney is encouraged with respect to its completion or modification.

For guidance in modifying this document to include supplementary conditions, see AIA Document A503™, Guide for Supplementary Conditions.

Init.

/

User Notes:

(1229861713)

14 TERMINATION OR SUSPENSION OF THE CONTRACT

15 CLAIMS AND DISPUTES



Init.

/

AIA Document A201 – 2017. Copyright © 1911, 1915, 1918, 1925, 1937, 1951, 1958, 1961, 1963, 1966, 1970, 1976, 1987, 1997, 2007 and 2017. All rights reserved. “The American Institute of Architects,” “American Institute of Architects,” “AIA,” the AIA Logo, and “AIA Contract Documents” are trademarks of The American Institute of Architects. This document was produced at 15:22:51 ET on 04/22/2024 under Order No.4104245826 which expires on 10/03/2024, is not for resale, is licensed for one-time use only, and may only be used in accordance with the AIA Contract Documents® Terms of Service. To report copyright violations, e-mail docinfo@aiacontracts.com.
User Notes:

(1229861713)

INDEX

(Topics and numbers in bold are Section headings.)

Acceptance of Nonconforming Work

9.6.6, 9.9.3, **12.3**

Acceptance of Work

9.6.6, 9.8.2, 9.9.3, 9.10.1, 9.10.3, 12.3

Access to Work

3.16, 6.2.1, 12.1

Accident Prevention

10

Acts and Omissions

3.2, 3.3.2, 3.12.8, 3.18, 4.2.3, 8.3.1, 9.5.1, 10.2.5,

10.2.8, 13.3.2, 14.1, 15.1.2, 15.2

Addenda

1.1.1

Additional Costs, Claims for

3.7.4, 3.7.5, 10.3.2, 15.1.5

Additional Inspections and Testing

9.4.2, 9.8.3, 12.2.1, **13.4**

Additional Time, Claims for

3.2.4, 3.7.4, 3.7.5, 3.10.2, 8.3.2, **15.1.6**

Administration of the Contract

3.1.3, **4.2**, 9.4, 9.5

Advertisement or Invitation to Bid

1.1.1

Aesthetic Effect

4.2.13

Allowances

3.8

Applications for Payment

4.2.5, 7.3.9, 9.2, **9.3**, 9.4, 9.5.1, 9.5.4, 9.6.3, 9.7, 9.10

Approvals

2.1.1, 2.3.1, 2.5, 3.1.3, 3.10.2, 3.12.8, 3.12.9,

3.12.10.1, 4.2.7, 9.3.2, 13.4.1

Arbitration

8.3.1, 15.3.2, **15.4**

ARCHITECT

4

Architect, Definition of

4.1.1

Architect, Extent of Authority

2.5, 3.12.7, 4.1.2, 4.2, 5.2, 6.3, 7.1.2, 7.3.4, 7.4, 9.2,
9.3.1, 9.4, 9.5, 9.6.3, 9.8, 9.10.1, 9.10.3, 12.1, 12.2.1,
13.4.1, 13.4.2, 14.2.2, 14.2.4, 15.1.4, 15.2.1

Architect, Limitations of Authority and Responsibility

2.1.1, 3.12.4, 3.12.8, 3.12.10, 4.1.2, 4.2.1, 4.2.2, 4.2.3,
4.2.6, 4.2.7, 4.2.10, 4.2.12, 4.2.13, 5.2.1, 7.4, 9.4.2,
9.5.4, 9.6.4, 15.1.4, 15.2

Architect's Additional Services and Expenses

2.5, 12.2.1, 13.4.2, 13.4.3, 14.2.4

Architect's Administration of the Contract

3.1.3, 3.7.4, 15.2, 9.4.1, 9.5

Architect's Approvals

2.5, 3.1.3, 3.5, 3.10.2, 4.2.7

Architect's Authority to Reject Work

3.5, 4.2.6, 12.1.2, 12.2.1

Architect's Copyright

1.1.7, 1.5

Architect's Decisions

3.7.4, 4.2.6, 4.2.7, 4.2.11, 4.2.12, 4.2.13, 4.2.14, 6.3,
7.3.4, 7.3.9, 8.1.3, 8.3.1, 9.2, 9.4.1, 9.5, 9.8.4, 9.9.1,
13.4.2, 15.2

Architect's Inspections

3.7.4, 4.2.2, 4.2.9, 9.4.2, 9.8.3, 9.9.2, 9.10.1, 13.4

Architect's Instructions

3.2.4, 3.3.1, 4.2.6, 4.2.7, 13.4.2

Architect's Interpretations

4.2.11, 4.2.12

Architect's Project Representative

4.2.10

Architect's Relationship with Contractor

1.1.2, 1.5, 2.3.3, 3.1.3, 3.2.2, 3.2.3, 3.2.4, 3.3.1, 3.4.2,
3.5, 3.7.4, 3.7.5, 3.9.2, 3.9.3, 3.10, 3.11, 3.12, 3.16,
3.18, 4.1.2, 4.2, 5.2, 6.2.2, 7, 8.3.1, 9.2, 9.3, 9.4, 9.5,
9.7, 9.8, 9.9, 10.2.6, 10.3, 11.3, 12, 13.3.2, 13.4, 15.2

Architect's Relationship with Subcontractors

1.1.2, 4.2.3, 4.2.4, 4.2.6, 9.6.3, 9.6.4, 11.3

Architect's Representations

9.4.2, 9.5.1, 9.10.1

Architect's Site Visits

3.7.4, 4.2.2, 4.2.9, 9.4.2, 9.5.1, 9.9.2, 9.10.1, 13.4

Asbestos

10.3.1

Attorneys' Fees

3.18.1, 9.6.8, 9.10.2, 10.3.3

Award of Separate Contracts

6.1.1, 6.1.2

Award of Subcontracts and Other Contracts for Portions of the Work

5.2

Basic Definitions

1.1

Bidding Requirements

1.1.1

Binding Dispute Resolution

8.3.1, 9.7, 11.5, 13.1, 15.1.2, 15.1.3, 15.2.1, 15.2.5,
15.2.6.1, 15.3.1, 15.3.2, 15.3.3, 15.4.1

Bonds, Lien

7.3.4.4, 9.6.8, 9.10.2, 9.10.3

Bonds, Performance, and Payment

7.3.4.4, 9.6.7, 9.10.3, **11.1.2**, 11.1.3, **11.5**

Building Information Models Use and Reliance

1.8

Building Permit

3.7.1

Capitalization

1.3

Certificate of Substantial Completion

9.8.3, 9.8.4, 9.8.5

Init.

/

Certificates for Payment

4.2.1, 4.2.5, 4.2.9, 9.3.3, **9.4**, 9.5, 9.6.1, 9.6.6, 9.7, 9.10.1, 9.10.3, 14.1.1.3, 14.2.4, 15.1.4

Certificates of Inspection, Testing or Approval
13.4.4

Certificates of Insurance
9.10.2

Change Orders

1.1.1, 3.4.2, 3.7.4, 3.8.2.3, 3.11, 3.12.8, 4.2.8, 5.2.3, 7.1.2, 7.1.3, **7.2**, 7.3.2, 7.3.7, 7.3.9, 7.3.10, 8.3.1, 9.3.1.1, 9.10.3, 10.3.2, 11.2, 11.5, 12.1.2

Change Orders, Definition of
7.2.1

CHANGES IN THE WORK

2.2.2, 3.11, 4.2.8, **7**, 7.2.1, 7.3.1, 7.4, 8.3.1, 9.3.1.1, 11.5

Claims, Definition of
15.1.1

Claims, Notice of
1.6.2, 15.1.3

CLAIMS AND DISPUTES

3.2.4, 6.1.1, 6.3, 7.3.9, 9.3.3, 9.10.4, 10.3.3, **15**, 15.4
Claims and Timely Assertion of Claims
15.4.1

Claims for Additional Cost

3.2.4, 3.3.1, 3.7.4, 7.3.9, 9.5.2, 10.2.5, 10.3.2, **15.1.5**

Claims for Additional Time

3.2.4, 3.3.1, 3.7.4, 6.1.1, 8.3.2, 9.5.2, 10.3.2, **15.1.6**

Concealed or Unknown Conditions, Claims for

3.7.4
Claims for Damages
3.2.4, 3.18, 8.3.3, 9.5.1, 9.6.7, 10.2.5, 10.3.3, 11.3, 11.3.2, 14.2.4, 15.1.7

Claims Subject to Arbitration
15.4.1

Cleaning Up

3.15, 6.3
Commencement of the Work, Conditions Relating to
2.2.1, 3.2.2, 3.4.1, 3.7.1, 3.10.1, 3.12.6, 5.2.1, 5.2.3, 6.2.2, 8.1.2, 8.2.2, 8.3.1, 11.1, 11.2, **15.1.5**

Commencement of the Work, Definition of **8.1.2**

Communications

3.9.1, **4.2.4**
Completion, Conditions Relating to
3.4.1, 3.11, 3.15, 4.2.2, 4.2.9, 8.2, 9.4.2, 9.8, 9.9.1, 9.10, 12.2, 14.1.2, 15.1.2

COMPLETION, PAYMENTS AND

9

Completion, Substantial
3.10.1, 4.2.9, 8.1.1, 8.1.3, 8.2.3, 9.4.2, 9.8, 9.9.1, 9.10.3, 12.2, 15.1.2
Compliance with Laws
2.3.2, 3.2.3, 3.6, 3.7, 3.12.10, 3.13, 9.6.4, 10.2.2, 13.1, 13.3, 13.4.1, 13.4.2, 13.5, 14.1.1, 14.2.1.3, 15.2.8, 15.4.2, 15.4.3

Concealed or Unknown Conditions
3.7.4, 4.2.8, 8.3.1, 10.3

Conditions of the Contract
1.1.1, 6.1.1, 6.1.4

Consent, Written
3.4.2, 3.14.2, 4.1.2, 9.8.5, 9.9.1, 9.10.2, 9.10.3, 13.2, 15.4.4.2

Consolidation or Joinder

15.4.4

CONSTRUCTION BY OWNER OR BY SEPARATE CONTRACTORS

1.1.4, **6**

Construction Change Directive, Definition of
7.3.1

Construction Change Directives

1.1.1, 3.4.2, 3.11, 3.12.8, 4.2.8, 7.1.1, 7.1.2, 7.1.3, **7.3**, 9.3.1.1

Construction Schedules, Contractor's
3.10, 3.11, 3.12.1, 3.12.2, 6.1.3, 15.1.6.2

Contingent Assignment of Subcontracts

5.4, 14.2.2.2

Continuing Contract Performance

15.1.4

Contract, Definition of

1.1.2

CONTRACT, TERMINATION OR SUSPENSION OF THE

5.4.1.1, 5.4.2, 11.5, **14**

Contract Administration

3.1.3, 4, 9.4, 9.5

Contract Award and Execution, Conditions Relating to
3.7.1, 3.10, 5.2, 6.1

Contract Documents, Copies Furnished and Use of
1.5.2, 2.3.6, 5.3

Contract Documents, Definition of
1.1.1

Contract Sum

2.2.2, 2.2.4, 3.7.4, 3.7.5, 3.8, 3.10.2, 5.2.3, 7.3, 7.4, **9.1**, 9.2, 9.4.2, 9.5.1.4, 9.6.7, 9.7, 10.3.2, 11.5, 12.1.2, 12.3, 14.2.4, 14.3.2, 15.1.4.2, **15.1.5**, **15.2.5**

Contract Sum, Definition of

9.1

Contract Time
1.1.4, 2.2.1, 2.2.2, 3.7.4, 3.7.5, 3.10.2, 5.2.3, 6.1.5, 7.2.1.3, 7.3.1, 7.3.5, 7.3.6, 7, 7, 7.3.10, 7.4, 8.1.1, 8.2.1, 8.2.3, 8.3.1, 9.5.1, 9.7, 10.3.2, 12.1.1, 12.1.2, 14.3.2, 15.1.4.2, 15.1.6.1, 15.2.5

Contract Time, Definition of

8.1.1

CONTRACTOR

3

Contractor, Definition of

3.1, **6.1.2**

Contractor's Construction and Submittal Schedules

3.10, 3.12.1, 3.12.2, 4.2.3, 6.1.3, 15.1.6.2

Init.

/

Contractor's Employees
2.2.4, 3.3.2, 3.4.3, 3.8.1, 3.9, 3.18.2, 4.2.3, 4.2.6, 10.2,
10.3, 11.3, 14.1, 14.2.1.1

Contractor's Liability Insurance

11.1

Contractor's Relationship with Separate Contractors
and Owner's Forces

3.12.5, 3.14.2, 4.2.4, 6, 11.3, 12.2.4

Contractor's Relationship with Subcontractors

1.2.2, 2.2.4, 3.3.2, 3.18.1, 3.18.2, 4.2.4, 5, 9.6.2, 9.6.7,
9.10.2, 11.2, 11.3, 11.4

Contractor's Relationship with the Architect

1.1.2, 1.5, 2.3.3, 3.1.3, 3.2.2, 3.2.3, 3.2.4, 3.3.1, 3.4.2,
3.5.1, 3.7.4, 3.10, 3.11, 3.12, 3.16, 3.18, 4.2, 5.2, 6.2.2,
7, 8.3.1, 9.2, 9.3, 9.4, 9.5, 9.7, 9.8, 9.9, 10.2.6, 10.3,
11.3, 12, 13.4, 15.1.3, 15.2.1

Contractor's Representations

3.2.1, 3.2.2, 3.5, 3.12.6, 6.2.2, 8.2.1, 9.3.3, 9.8.2

Contractor's Responsibility for Those Performing the
Work

3.3.2, 3.18, 5.3, 6.1.3, 6.2, 9.5.1, 10.2.8

Contractor's Review of Contract Documents

3.2

Contractor's Right to Stop the Work

2.2.2, 9.7

Contractor's Right to Terminate the Contract

14.1

Contractor's Submittals

3.10, 3.11, 3.12, 4.2.7, 5.2.1, 5.2.3, 9.2, 9.3, 9.8.2,
9.8.3, 9.9.1, 9.10.2, 9.10.3

Contractor's Superintendent

3.9, 10.2.6

Contractor's Supervision and Construction

Procedures

1.2.2, 3.3, 3.4, 3.12.10, 4.2.2, 4.2.7, 6.1.3, 6.2.4, 7.1.3,
7.3.4, 7.3.6, 8.2, 10, 12, 14, 15.1.4

Coordination and Correlation

1.2, 3.2.1, 3.3.1, 3.10, 3.12.6, 6.1.3, 6.2.1

Copies Furnished of Drawings and Specifications

1.5, 2.3.6, 3.11

Copyrights

1.5, **3.17**

Correction of Work

2.5, 3.7.3, 9.4.2, 9.8.2, 9.8.3, 9.9.1, 12.1.2, **12.2**, 12.3,
15.1.3.1, 15.1.3.2, 15.2.1

Correlation and Intent of the Contract Documents

1.2

Cost, Definition of

7.3.4

Costs

2.5, 3.2.4, 3.7.3, 3.8.2, 3.15.2, 5.4.2, 6.1.1, 6.2.3,
7.3.3.3, 7.3.4, 7.3.8, 7.3.9, 9.10.2, 10.3.2, 10.3.6, 11.2,
12.1.2, 12.2.1, 12.2.4, 13.4, 14

Cutting and Patching

3.14, 6.2.5

Damage to Construction of Owner or Separate
Contractors

3.14.2, 6.2.4, 10.2.1.2, 10.2.5, 10.4, 12.2.4

Damage to the Work

3.14.2, 9.9.1, 10.2.1.2, 10.2.5, 10.4, 12.2.4

Damages, Claims for

3.2.4, 3.18, 6.1.1, 8.3.3, 9.5.1, 9.6.7, 10.3.3, 11.3.2,
11.3, 14.2.4, 15.1.7

Damages for Delay

6.2.3, 8.3.3, 9.5.1.6, 9.7, 10.3.2, 14.3.2

Date of Commencement of the Work, Definition of

8.1.2

Date of Substantial Completion, Definition of

8.1.3

Day, Definition of

8.1.4

Decisions of the Architect

3.7.4, 4.2.6, 4.2.7, 4.2.11, 4.2.12, 4.2.13, 6.3, 7.3.4,
7.3.9, 8.1.3, 8.3.1, 9.2, 9.4, 9.5.1, 9.8.4, 9.9.1, 13.4.2,
14.2.2, 14.2.4, 15.1, 15.2

Decisions to Withhold Certification

9.4.1, **9.5**, 9.7, 14.1.1.3

Defective or Nonconforming Work, Acceptance,
Rejection and Correction of

2.5, 3.5, 4.2.6, 6.2.3, 9.5.1, 9.5.3, 9.6.6, 9.8.2, 9.9.3,
9.10.4, 12.2.1

Definitions

1.1, 2.1.1, 3.1.1, 3.5, 3.12.1, 3.12.2, 3.12.3, 4.1.1, 5.1,
6.1.2, 7.2.1, 7.3.1, 8.1, 9.1, 9.8.1, 15.1.1

Delays and Extensions of Time

3.2, **3.7.4**, 5.2.3, 7.2.1, 7.3.1, **7.4**, **8.3**, 9.5.1, **9.7**,
10.3.2, **10.4**, 14.3.2, **15.1.6**, 15.2.5

Digital Data Use and Transmission

1.7

Disputes

6.3, 7.3.9, 15.1, 15.2

Documents and Samples at the Site

3.11

Drawings, Definition of

1.1.5

Drawings and Specifications, Use and Ownership of

3.11

Effective Date of Insurance

8.2.2

Emergencies

10.4, 14.1.1.2, **15.1.5**

Employees, Contractor's

3.3.2, 3.4.3, 3.8.1, 3.9, 3.18.2, 4.2.3, 4.2.6, 10.2,
10.3.3, 11.3, 14.1, 14.2.1.1

Equipment, Labor, or Materials

1.1.3, 1.1.6, 3.4, 3.5, 3.8.2, 3.8.3, 3.12, 3.13, 3.15.1,
4.2.6, 4.2.7, 5.2.1, 6.2.1, 7.3.4, 9.3.2, 9.3.3, 9.5.1.3,
9.10.2, 10.2.1, 10.2.4, 14.2.1.1, 14.2.1.2

Execution and Progress of the Work

1.1.3, 1.2.1, 1.2.2, 2.3.4, 2.3.6, 3.1, 3.3.1, 3.4.1, 3.7.1,
3.10.1, 3.12, 3.14, 4.2, 6.2.2, 7.1.3, 7.3.6, 8.2, 9.5.1,
9.9.1, 10.2, 10.3, 12.1, 12.2, 14.2, 14.3.1, 15.1.4

Extensions of Time
3.2.4, 3.7.4, 5.2.3, 7.2.1, 7.3, 7.4, 9.5.1, 9.7, 10.3.2,
10.4, 14.3, 15.1.6, **15.2.5**

Failure of Payment

9.5.1.3, **9.7**, 9.10.2, 13.5, 14.1.1.3, 14.2.1.2

Faulty Work

(See Defective or Nonconforming Work)

Final Completion and Final Payment

4.2.1, 4.2.9, 9.8.2, **9.10**, 12.3, 14.2.4, 14.4.3

Financial Arrangements, Owner's

2.2.1, 13.2.2, 14.1.1.4

GENERAL PROVISIONS

1

Governing Law

13.1

Guarantees (See Warranty)

Hazardous Materials and Substances

10.2.4, **10.3**

Identification of Subcontractors and Suppliers

5.2.1

Indemnification

3.17, **3.18**, 9.6.8, 9.10.2, 10.3.3, 11.3

Information and Services Required of the Owner

2.1.2, **2.2**, 2.3, 3.2.2, 3.12.10.1, 6.1.3, 6.1.4, 6.2.5,

9.6.1, 9.9.2, 9.10.3, 10.3.3, 11.2, 13.4.1, 13.4.2,

14.1.1.4, 14.1.4, 15.1.4

Initial Decision

15.2

Initial Decision Maker, Definition of

1.1.8

Initial Decision Maker, Decisions

14.2.4, 15.1.4.2, 15.2.1, 15.2.2, 15.2.3, 15.2.4, 15.2.5

Initial Decision Maker, Extent of Authority

14.2.4, 15.1.4.2, 15.2.1, 15.2.2, 15.2.3, 15.2.4, 15.2.5

Injury or Damage to Person or Property

10.2.8, 10.4

Inspections

3.1.3, 3.3.3, 3.7.1, 4.2.2, 4.2.6, 4.2.9, 9.4.2, 9.8.3,

9.9.2, 9.10.1, 12.2.1, 13.4

Instructions to Bidders

1.1.1

Instructions to the Contractor

3.2.4, 3.3.1, 3.8.1, 5.2.1, 7, 8.2.2, 12, 13.4.2

Instruments of Service, Definition of

1.1.7

Insurance

6.1.1, 7.3.4, 8.2.2, 9.3.2, 9.8.4, 9.9.1, 9.10.2, 10.2.5, **11**

Insurance, Notice of Cancellation or Expiration

11.1.4, 11.2.3

Insurance, Contractor's Liability

11.1

Insurance, Effective Date of

8.2.2, 14.4.2

Insurance, Owner's Liability

11.2

Insurance, Property

10.2.5, 11.2, 11.4, 11.5

Insurance, Stored Materials

9.3.2

INSURANCE AND BONDS

11

Insurance Companies, Consent to Partial Occupancy

9.9.1

Insured loss, Adjustment and Settlement of

11.5

Intent of the Contract Documents

1.2.1, 4.2.7, 4.2.12, 4.2.13

Interest

13.5

Interpretation

1.1.8, 1.2.3, **1.4**, 4.1.1, 5.1, 6.1.2, 15.1.1

Interpretations, Written

4.2.11, 4.2.12

Judgment on Final Award

15.4.2

Labor and Materials, Equipment

1.1.3, 1.1.6, **3.4**, 3.5, 3.8.2, 3.8.3, 3.12, 3.13, 3.15.1,

5.2.1, 6.2.1, 7.3.4, 9.3.2, 9.3.3, 9.5.1.3, 9.10.2, 10.2.1,

10.2.4, 14.2.1.1, 14.2.1.2

Labor Disputes

8.3.1

Laws and Regulations

1.5, 2.3.2, 3.2.3, 3.2.4, 3.6, 3.7, 3.12.10, 3.13, 9.6.4,

9.9.1, 10.2.2, 13.1, 13.3.1, 13.4.2, 13.5, 14, 15.2.8,

15.4

Liens

2.1.2, 9.3.1, 9.3.3, 9.6.8, 9.10.2, 9.10.4, 15.2.8

Limitations, Statutes of

12.2.5, 15.1.2, 15.4.1.1

Limitations of Liability

3.2.2, 3.5, 3.12.10, 3.12.10.1, 3.17, 3.18.1, 4.2.6,

4.2.7, 6.2.2, 9.4.2, 9.6.4, 9.6.7, 9.6.8, 10.2.5, 10.3.3,

11.3, 12.2.5, 13.3.1

Limitations of Time

2.1.2, 2.2, 2.5, 3.2.2, 3.10, 3.11, 3.12.5, 3.15.1, 4.2.7,

5.2, 5.3, 5.4.1, 6.2.4, 7.3, 7.4, 8.2, 9.2, 9.3.1, 9.3.3,

9.4.1, 9.5, 9.6, 9.7, 9.8, 9.9, 9.10, 12.2, 13.4, 14, 15,

15.1.2, 15.1.3, 15.1.5

Materials, Hazardous

10.2.4, **10.3**

Materials, Labor, Equipment and

1.1.3, 1.1.6, 3.4.1, 3.5, 3.8.2, 3.8.3, 3.12, 3.13, 3.15.1,

5.2.1, 6.2.1, 7.3.4, 9.3.2, 9.3.3, 9.5.1.3, 9.10.2,

10.2.1.2, 10.2.4, 14.2.1.1, 14.2.1.2

Means, Methods, Techniques, Sequences and

Procedures of Construction

3.3.1, 3.12.10, 4.2.2, 4.2.7, 9.4.2

Mechanic's Lien

2.1.2, 9.3.1, 9.3.3, 9.6.8, 9.10.2, 9.10.4, 15.2.8

Mediation

8.3.1, 15.1.3.2, 15.2.1, 15.2.5, 15.2.6, **15.3**, 15.4.1,

15.4.1.1

Minor Changes in the Work

1.1.1, 3.4.2, 3.12.8, 4.2.8, 7.1, **7.4**

Init.

/

MISCELLANEOUS PROVISIONS

13

Modifications, Definition of

1.1.1

Modifications to the Contract

1.1.1, 1.1.2, 2.5, 3.11, 4.1.2, 4.2.1, 5.2.3, 7, 8.3.1, 9.7, 10.3.2

Mutual Responsibility

6.2

Nonconforming Work, Acceptance of

9.6.6, 9.9.3, **12.3**

Nonconforming Work, Rejection and Correction of
2.4, 2.5, 3.5, 4.2.6, 6.2.4, 9.5.1, 9.8.2, 9.9.3, 9.10.4, 12.2

Notice

1.6, 1.6.1, 1.6.2, 2.1.2, 2.2.2., 2.2.3, 2.2.4, 2.5, 3.2.4, 3.3.1, 3.7.4, 3.7.5, 3.9.2, 3.12.9, 3.12.10, 5.2.1, 7.4, 8.2.2, 9.6.8, 9.7, 9.10.1, 10.2.8, 10.3.2, 11.5, 12.2.2.1, 13.4.1, 13.4.2, 14.1, 14.2.2, 14.4.2, 15.1.3, 15.1.5, 15.1.6, 15.4.1

Notice of Cancellation or Expiration of Insurance

11.1.4, 11.2.3

Notice of Claims

1.6.2, 2.1.2, 3.7.4, 9.6.8, 10.2.8, **15.1.3**, 15.1.5, 15.1.6, 15.2.8, 15.3.2, 15.4.1

Notice of Testing and Inspections

13.4.1, 13.4.2

Observations, Contractor's

3.2, 3.7.4

Occupancy

2.3.1, 9.6.6, 9.8

Orders, Written

1.1.1, 2.4, 3.9.2, 7, 8.2.2, 11.5, 12.1, 12.2.2.1, 13.4.2, 14.3.1

OWNER

2

Owner, Definition of

2.1.1

Owner, Evidence of Financial Arrangements

2.2, 13.2.2, 14.1.1.4

Owner, Information and Services Required of the

2.1.2, **2.2**, 2.3, 3.2.2, 3.12.10, 6.1.3, 6.1.4, 6.2.5, 9.3.2, 9.6.1, 9.6.4, 9.9.2, 9.10.3, 10.3.3, 11.2, 13.4.1, 13.4.2, 14.1.1.4, 14.1.4, 15.1.4

Owner's Authority

1.5, 2.1.1, 2.3.32.4, 2.5, 3.4.2, 3.8.1, 3.12.10, 3.14.2, 4.1.2, 4.2.4, 4.2.9, 5.2.1, 5.2.4, 5.4.1, 6.1, 6.3, 7.2.1, 7.3.1, 8.2.2, 8.3.1, 9.3.2, 9.5.1, 9.6.4, 9.9.1, 9.10.2, 10.3.2, 11.4, 11.5, 12.2.2, 12.3, 13.2.2, 14.3, 14.4, 15.2.7

Owner's Insurance

11.2

Owner's Relationship with Subcontractors

1.1.2, 5.2, 5.3, 5.4, 9.6.4, 9.10.2, 14.2.2

Owner's Right to Carry Out the Work

2.5, 14.2.2

Owner's Right to Clean Up

6.3

Owner's Right to Perform Construction and to Award Separate Contracts

6.1

Owner's Right to Stop the Work

2.4

Owner's Right to Suspend the Work

14.3

Owner's Right to Terminate the Contract

14.2, 14.4

Ownership and Use of Drawings, Specifications and Other Instruments of Service

1.1.1, 1.1.6, 1.1.7, **1.5**, 2.3.6, 3.2.2, 3.11, 3.17, 4.2.12, 5.3

Partial Occupancy or Use

9.6.6, **9.9**

Patching, Cutting and

3.14, 6.2.5

Patents

3.17

Payment, Applications for

4.2.5, 7.3.9, 9.2, **9.3**, 9.4, 9.5, 9.6.3, 9.7, 9.8.5, 9.10.1, 14.2.3, 14.2.4, 14.4.3

Payment, Certificates for

4.2.5, 4.2.9, 9.3.3, **9.4**, 9.5, 9.6.1, 9.6.6, 9.7, 9.10.1, 9.10.3, 14.1.1.3, 14.2.4

Payment, Failure of

9.5.1.3, **9.7**, 9.10.2, 13.5, 14.1.1.3, 14.2.1.2

Payment, Final

4.2.1, 4.2.9, **9.10**, 12.3, 14.2.4, 14.4.3

Payment Bond, Performance Bond and

7.3.4.4, 9.6.7, 9.10.3, **11.1.2**

Payments, Progress

9.3, **9.6**, 9.8.5, 9.10.3, 14.2.3, 15.1.4

PAYMENTS AND COMPLETION

9

Payments to Subcontractors

5.4.2, 9.5.1.3, 9.6.2, 9.6.3, 9.6.4, 9.6.7, 14.2.1.2

PCB

10.3.1

Performance Bond and Payment Bond

7.3.4.4, 9.6.7, 9.10.3, **11.1.2**

Permits, Fees, Notices and Compliance with Laws

2.3.1, **3.7**, 3.13, 7.3.4.4, 10.2.2

PERSONS AND PROPERTY, PROTECTION OF

10

Polychlorinated Biphenyl

10.3.1

Product Data, Definition of

3.12.2

Product Data and Samples, Shop Drawings

3.11, **3.12**, 4.2.7

Progress and Completion

4.2.2, **8.2**, 9.8, 9.9.1, 14.1.4, 15.1.4

Progress Payments

9.3, **9.6**, 9.8.5, 9.10.3, 14.2.3, 15.1.4

Init.

/

Project, Definition of
1.1.4
Project Representatives
4.2.10
Property Insurance
10.2.5, **11.2**
Proposal Requirements
1.1.1
PROTECTION OF PERSONS AND PROPERTY
10
Regulations and Laws
1.5, 2.3.2, 3.2.3, 3.6, 3.7, 3.12.10, 3.13, 9.6.4, 9.9.1,
10.2.2, 13.1, 13.3, 13.4.1, 13.4.2, 13.5, 14, 15.2.8, 15.4
Rejection of Work
4.2.6, 12.2.1
Releases and Waivers of Liens
9.3.1, 9.10.2
Representations
3.2.1, 3.5, 3.12.6, 8.2.1, 9.3.3, 9.4.2, 9.5.1, 9.10.1
Representatives
2.1.1, 3.1.1, 3.9, 4.1.1, 4.2.10, 13.2.1
Responsibility for Those Performing the Work
3.3.2, 3.18, 4.2.2, 4.2.3, 5.3, 6.1.3, 6.2, 6.3, 9.5.1, 10
Retainage
9.3.1, 9.6.2, 9.8.5, 9.9.1, 9.10.2, 9.10.3
Review of Contract Documents and Field
Conditions by Contractor
3.2, 3.12.7, 6.1.3
Review of Contractor's Submittals by Owner and
Architect
3.10.1, 3.10.2, 3.11, 3.12, 4.2, 5.2, 6.1.3, 9.2, 9.8.2
Review of Shop Drawings, Product Data and Samples
by Contractor
3.12
Rights and Remedies
1.1.2, 2.4, 2.5, 3.5, 3.7.4, 3.15.2, 4.2.6, 5.3, 5.4, 6.1,
6.3, 7.3.1, 8.3, 9.5.1, 9.7, 10.2.5, 10.3, 12.2.1, 12.2.2,
12.2.4, **13.3**, 14, 15.4
Royalties, Patents and Copyrights
3.17
Rules and Notices for Arbitration
15.4.1
Safety of Persons and Property
10.2, 10.4
Safety Precautions and Programs
3.3.1, 4.2.2, 4.2.7, 5.3, **10.1**, 10.2, 10.4
Samples, Definition of
3.12.3
Samples, Shop Drawings, Product Data and
3.11, **3.12**, 4.2.7
Samples at the Site, Documents and
3.11
Schedule of Values
9.2, 9.3.1
Schedules, Construction
3.10, 3.12.1, 3.12.2, 6.1.3, 15.1.6.2

Separate Contracts and Contractors
1.1.4, 3.12.5, 3.14.2, 4.2.4, 4.2.7, 6, 8.3.1, 12.1.2
Separate Contractors, Definition of
6.1.1
Shop Drawings, Definition of
3.12.1
Shop Drawings, Product Data and Samples
3.11, **3.12**, 4.2.7
Site, Use of
3.13, 6.1.1, 6.2.1
Site Inspections
3.2.2, 3.3.3, 3.7.1, 3.7.4, 4.2, 9.9.2, 9.4.2, 9.10.1, 13.4
Site Visits, Architect's
3.7.4, 4.2.2, 4.2.9, 9.4.2, 9.5.1, 9.9.2, 9.10.1, 13.4
Special Inspections and Testing
4.2.6, 12.2.1, 13.4
Specifications, Definition of
1.1.6
Specifications
1.1.1, **1.1.6**, 1.2.2, 1.5, 3.12.10, 3.17, 4.2.14
Statute of Limitations
15.1.2, 15.4.1.1
Stopping the Work
2.2.2, 2.4, 9.7, 10.3, 14.1
Stored Materials
6.2.1, 9.3.2, 10.2.1.2, 10.2.4
Subcontractor, Definition of
5.1.1
SUBCONTRACTORS
5
Subcontractors, Work by
1.2.2, 3.3.2, 3.12.1, 3.18, 4.2.3, 5.2.3, 5.3, 5.4, 9.3.1.2,
9.6.7
Subcontractual Relations
5.3, 5.4, 9.3.1.2, 9.6, 9.10, 10.2.1, 14.1, 14.2.1
Submittals
3.10, 3.11, 3.12, 4.2.7, 5.2.1, 5.2.3, 7.3.4, 9.2, 9.3, 9.8,
9.9.1, 9.10.2, 9.10.3
Submittal Schedule
3.10.2, 3.12.5, 4.2.7
Subrogation, Waivers of
6.1.1, **11.3**
Substances, Hazardous
10.3
Substantial Completion
4.2.9, 8.1.1, 8.1.3, 8.2.3, 9.4.2, **9.8**, 9.9.1, 9.10.3, 12.2,
15.1.2
Substantial Completion, Definition of
9.8.1
Substitution of Subcontractors
5.2.3, 5.2.4
Substitution of Architect
2.3.3
Substitutions of Materials
3.4.2, 3.5, 7.3.8
Sub-subcontractor, Definition of
5.1.2

Subsurface Conditions
3.7.4

Successors and Assigns
13.2

Superintendent
3.9, 10.2.6

Supervision and Construction Procedures
1.2.2, **3.3**, 3.4, 3.12.10, 4.2.2, 4.2.7, 6.1.3, 6.2.4, 7.1.3,
7.3.4, 8.2, 8.3.1, 9.4.2, 10, 12, 14, 15.1.4

Suppliers
1.5, 3.12.1, 4.2.4, 4.2.6, 5.2.1, 9.3, 9.4.2, 9.5.4, 9.6,
9.10.5, 14.2.1

Surety
5.4.1.2, 9.6.8, 9.8.5, 9.10.2, 9.10.3, 11.1.2, 14.2.2,
15.2.7

Surety, Consent of
9.8.5, 9.10.2, 9.10.3

Surveys
1.1.7, 2.3.4

Suspension by the Owner for Convenience
14.3

Suspension of the Work
3.7.5, 5.4.2, 14.3
Suspension or Termination of the Contract
5.4.1.1, 14

Taxes
3.6, 3.8.2.1, 7.3.4.4

Termination by the Contractor
14.1, 15.1.7

Termination by the Owner for Cause
5.4.1.1, **14.2**, 15.1.7

Termination by the Owner for Convenience
14.4

Termination of the Architect
2.3.3
Termination of the Contractor Employment
14.2.2

**TERMINATION OR SUSPENSION OF THE
CONTRACT**

14

Tests and Inspections
3.1.3, 3.3.3, 3.7.1, 4.2.2, 4.2.6, 4.2.9, 9.4.2, 9.8.3,
9.9.2, 9.10.1, 10.3.2, 12.2.1, **13.4**

TIME
8

Time, Delays and Extensions of
3.2.4, 3.7.4, 5.2.3, 7.2.1, 7.3.1, 7.4, **8.3**, 9.5.1, 9.7,
10.3.2, 10.4, 14.3.2, 15.1.6, 15.2.5

Time Limits
2.1.2, 2.2, 2.5, 3.2.2, 3.10, 3.11, 3.12.5, 3.15.1, 4.2,
5.2, 5.3, 5.4, 6.2.4, 7.3, 7.4, 8.2, 9.2, 9.3.1, 9.3.3, 9.4.1,
9.5, 9.6, 9.7, 9.8, 9.9, 9.10, 12.2, 13.4, 14, 15.1.2,
15.1.3, 15.4

Time Limits on Claims
3.7.4, 10.2.8, 15.1.2, 15.1.3

Title to Work
9.3.2, 9.3.3

UNCOVERING AND CORRECTION OF WORK
12

Uncovering of Work
12.1

Unforeseen Conditions, Concealed or Unknown
3.7.4, 8.3.1, 10.3

Unit Prices
7.3.3.2, 9.1.2

Use of Documents
1.1.1, 1.5, 2.3.6, 3.12.6, 5.3

Use of Site
3.13, 6.1.1, 6.2.1

Values, Schedule of
9.2, 9.3.1

Waiver of Claims by the Architect
13.3.2

Waiver of Claims by the Contractor
9.10.5, 13.3.2, **15.1.7**

Waiver of Claims by the Owner
9.9.3, 9.10.3, 9.10.4, 12.2.2.1, 13.3.2, 14.2.4, **15.1.7**

Waiver of Consequential Damages
14.2.4, 15.1.7

Waiver of Liens
9.3, 9.10.2, 9.10.4

Waivers of Subrogation
6.1.1, **11.3**

Warranty
3.5, 4.2.9, 9.3.3, 9.8.4, 9.9.1, 9.10.2, 9.10.4, 12.2.2,
15.1.2

Weather Delays
8.3, 15.1.6.2

Work, Definition of
1.1.3

Written Consent
1.5.2, 3.4.2, 3.7.4, 3.12.8, 3.14.2, 4.1.2, 9.3.2, 9.10.3,
13.2, 13.3.2, 15.4.4.2

Written Interpretations
4.2.11, 4.2.12

Written Orders
1.1.1, 2.4, 3.9, 7, 8.2.2, 12.1, 12.2, 13.4.2, 14.3.1

ARTICLE 1 GENERAL PROVISIONS

§ 1.1 Basic Definitions

§ 1.1.1 The Contract Documents

The Contract Documents are enumerated in the Agreement between the Owner and Contractor (hereinafter the Agreement) and consist of the Agreement, Conditions of the Contract (General, Supplementary and other Conditions), Drawings, Specifications, Addenda issued prior to execution of the Contract, other documents listed in the Agreement, and Modifications issued after execution of the Contract. A Modification is (1) a written amendment to the Contract signed by both parties, (2) a Change Order, (3) a Construction Change Directive, or (4) a written order for a minor change in the Work issued by the Architect. Unless specifically enumerated in the Agreement, the Contract Documents do not include the advertisement or invitation to bid, Instructions to Bidders, sample forms, other information furnished by the Owner in anticipation of receiving bids or proposals, the Contractor's bid or proposal, or portions of Addenda relating to bidding or proposal requirements.

§ 1.1.2 The Contract

The Contract Documents form the Contract for Construction. The Contract represents the entire and integrated agreement between the parties hereto and supersedes prior negotiations, representations, or agreements, either written or oral. The Contract may be amended or modified only by a Modification. The Contract Documents shall not be construed to create a contractual relationship of any kind (1) between the Contractor and the Architect or the Architect's consultants, (2) between the Owner and a Subcontractor or a Sub-subcontractor, (3) between the Owner and the Architect or the Architect's consultants, or (4) between any persons or entities other than the Owner and the Contractor. The Architect shall, however, be entitled to performance and enforcement of obligations under the Contract intended to facilitate performance of the Architect's duties.

§ 1.1.3 The Work

The term "Work" means the construction and services required by the Contract Documents, whether completed or partially completed, and includes all other labor, materials, equipment, and services provided or to be provided by the Contractor to fulfill the Contractor's obligations. The Work may constitute the whole or a part of the Project.

§ 1.1.4 The Project

The Project is the total construction of which the Work performed under the Contract Documents may be the whole or a part and which may include construction by the Owner and by Separate Contractors.

§ 1.1.5 The Drawings

The Drawings are the graphic and pictorial portions of the Contract Documents showing the design, location and dimensions of the Work, generally including plans, elevations, sections, details, schedules, and diagrams.

§ 1.1.6 The Specifications

The Specifications are that portion of the Contract Documents consisting of the written requirements for materials, equipment, systems, standards and workmanship for the Work, and performance of related services.

§ 1.1.7 Instruments of Service

Instruments of Service are representations, in any medium of expression now known or later developed, of the tangible and intangible creative work performed by the Architect and the Architect's consultants under their respective professional services agreements. Instruments of Service may include, without limitation, studies, surveys, models, sketches, drawings, specifications, and other similar materials.

§ 1.1.8 Initial Decision Maker

The Initial Decision Maker is the person identified in the Agreement to render initial decisions on Claims in accordance with Section 15.2. The Initial Decision Maker shall not show partiality to the Owner or Contractor and shall not be liable for results of interpretations or decisions rendered in good faith.

§ 1.2 Correlation and Intent of the Contract Documents

§ 1.2.1 The intent of the Contract Documents is to include all items necessary for the proper execution and completion of the Work by the Contractor. The Contract Documents are complementary, and what is required by one shall be as binding as if required by all; performance by the Contractor shall be required only to the extent consistent with the Contract Documents and reasonably inferable from them as being necessary to produce the indicated results.

§ 1.2.1.1 The invalidity of any provision of the Contract Documents shall not invalidate the Contract or its remaining provisions. If it is determined that any provision of the Contract Documents violates any law, or is otherwise invalid or unenforceable, then that provision shall be revised to the extent necessary to make that provision legal and enforceable. In such case the Contract Documents shall be construed, to the fullest extent permitted by law, to give effect to the parties' intentions and purposes in executing the Contract.

§ 1.2.2 Organization of the Specifications into divisions, sections and articles, and arrangement of Drawings shall not control the Contractor in dividing the Work among Subcontractors or in establishing the extent of Work to be performed by any trade.

§ 1.2.3 Unless otherwise stated in the Contract Documents, words that have well-known technical or construction industry meanings are used in the Contract Documents in accordance with such recognized meanings.

§ 1.3 Capitalization

Terms capitalized in these General Conditions include those that are (1) specifically defined, (2) the titles of numbered articles, or (3) the titles of other documents published by the American Institute of Architects.

§ 1.4 Interpretation

In the interest of brevity the Contract Documents frequently omit modifying words such as "all" and "any" and articles such as "the" and "an," but the fact that a modifier or an article is absent from one statement and appears in another is not intended to affect the interpretation of either statement.

§ 1.5 Ownership and Use of Drawings, Specifications, and Other Instruments of Service

§ 1.5.1 The Architect and the Architect's consultants shall be deemed the authors and owners of their respective Instruments of Service, including the Drawings and Specifications, and retain all common law, statutory, and other reserved rights in their Instruments of Service, including copyrights. The Contractor, Subcontractors, Sub-subcontractors, and suppliers shall not own or claim a copyright in the Instruments of Service. Submittal or distribution to meet official regulatory requirements or for other purposes in connection with the Project is not to be construed as publication in derogation of the Architect's or Architect's consultants' reserved rights.

§ 1.5.2 The Contractor, Subcontractors, Sub-subcontractors, and suppliers are authorized to use and reproduce the Instruments of Service provided to them, subject to any protocols established pursuant to Sections 1.7 and 1.8, solely and exclusively for execution of the Work. All copies made under this authorization shall bear the copyright notice, if any, shown on the Instruments of Service. The Contractor, Subcontractors, Sub-subcontractors, and suppliers may not use the Instruments of Service on other projects or for additions to the Project outside the scope of the Work without the specific written consent of the Owner, Architect, and the Architect's consultants.

§ 1.6 Notice

§ 1.6.1 Except as otherwise provided in Section 1.6.2, where the Contract Documents require one party to notify or give notice to the other party, such notice shall be provided in writing to the designated representative of the party to whom the notice is addressed and shall be deemed to have been duly served if delivered in person, by mail, by courier, or by electronic transmission if a method for electronic transmission is set forth in the Agreement.

§ 1.6.2 Notice of Claims as provided in Section 15.1.3 shall be provided in writing and shall be deemed to have been duly served only if delivered to the designated representative of the party to whom the notice is addressed by certified or registered mail, or by courier providing proof of delivery.

§ 1.7 Digital Data Use and Transmission

The parties shall agree upon protocols governing the transmission and use of Instruments of Service or any other information or documentation in digital form. The parties will use AIA Document E203™–2013, Building Information Modeling and Digital Data Exhibit, to establish the protocols for the development, use, transmission, and exchange of digital data.

§ 1.8 Building Information Models Use and Reliance

Any use of, or reliance on, all or a portion of a building information model without agreement to protocols governing the use of, and reliance on, the information contained in the model and without having those protocols set forth in AIA Document E203™–2013, Building Information Modeling and Digital Data Exhibit, and the requisite AIA Document

G202™–2013, Project Building Information Modeling Protocol Form, shall be at the using or relying party's sole risk and without liability to the other party and its contractors or consultants, the authors of, or contributors to, the building information model, and each of their agents and employees.

ARTICLE 2 OWNER

§ 2.1 General

§ 2.1.1 The Owner is the person or entity identified as such in the Agreement and is referred to throughout the Contract Documents as if singular in number. The Owner shall designate in writing a representative who shall have express authority to bind the Owner with respect to all matters requiring the Owner's approval or authorization. Except as otherwise provided in Section 4.2.1, the Architect does not have such authority. The term "Owner" means the Owner or the Owner's authorized representative.

§ 2.1.2 The Owner shall furnish to the Contractor, within fifteen days after receipt of a written request, information necessary and relevant for the Contractor to evaluate, give notice of, or enforce mechanic's lien rights. Such information shall include a correct statement of the record legal title to the property on which the Project is located, usually referred to as the site, and the Owner's interest therein.

§ 2.2 Evidence of the Owner's Financial Arrangements

§ 2.2.1 Prior to commencement of the Work and upon written request by the Contractor, the Owner shall furnish to the Contractor reasonable evidence that the Owner has made financial arrangements to fulfill the Owner's obligations under the Contract. The Contractor shall have no obligation to commence the Work until the Owner provides such evidence. If commencement of the Work is delayed under this Section 2.2.1, the Contract Time shall be extended appropriately.

§ 2.2.2 Following commencement of the Work and upon written request by the Contractor, the Owner shall furnish to the Contractor reasonable evidence that the Owner has made financial arrangements to fulfill the Owner's obligations under the Contract only if (1) the Owner fails to make payments to the Contractor as the Contract Documents require; (2) the Contractor identifies in writing a reasonable concern regarding the Owner's ability to make payment when due; or (3) a change in the Work materially changes the Contract Sum. If the Owner fails to provide such evidence, as required, within fourteen days of the Contractor's request, the Contractor may immediately stop the Work and, in that event, shall notify the Owner that the Work has stopped. However, if the request is made because a change in the Work materially changes the Contract Sum under (3) above, the Contractor may immediately stop only that portion of the Work affected by the change until reasonable evidence is provided. If the Work is stopped under this Section 2.2.2, the Contract Time shall be extended appropriately and the Contract Sum shall be increased by the amount of the Contractor's reasonable costs of shutdown, delay and start-up, plus interest as provided in the Contract Documents.

§ 2.2.3 After the Owner furnishes evidence of financial arrangements under this Section 2.2, the Owner shall not materially vary such financial arrangements without prior notice to the Contractor.

§ 2.2.4 Where the Owner has designated information furnished under this Section 2.2 as "confidential," the Contractor shall keep the information confidential and shall not disclose it to any other person. However, the Contractor may disclose "confidential" information, after seven (7) days' notice to the Owner, where disclosure is required by law, including a subpoena or other form of compulsory legal process issued by a court or governmental entity, or by court or arbitrator(s) order. The Contractor may also disclose "confidential" information to its employees, consultants, sureties, Subcontractors and their employees, Sub-subcontractors, and others who need to know the content of such information solely and exclusively for the Project and who agree to maintain the confidentiality of such information.

§ 2.3 Information and Services Required of the Owner

§ 2.3.1 Except for permits and fees that are the responsibility of the Contractor under the Contract Documents, including those required under Section 3.7.1, the Owner shall secure and pay for necessary approvals, easements, assessments and charges required for construction, use or occupancy of permanent structures or for permanent changes in existing facilities.

§ 2.3.2 The Owner shall retain an architect lawfully licensed to practice architecture, or an entity lawfully practicing architecture, in the jurisdiction where the Project is located. That person or entity is identified as the Architect in the Agreement and is referred to throughout the Contract Documents as if singular in number.

§ 2.3.3 If the employment of the Architect terminates, the Owner shall employ a successor to whom the Contractor has no reasonable objection and whose status under the Contract Documents shall be that of the Architect.

§ 2.3.4 The Owner shall furnish surveys describing physical characteristics, legal limitations and utility locations for the site of the Project, and a legal description of the site. The Contractor shall be entitled to rely on the accuracy of information furnished by the Owner but shall exercise proper precautions relating to the safe performance of the Work.

§ 2.3.5 The Owner shall furnish information or services required of the Owner by the Contract Documents with reasonable promptness. The Owner shall also furnish any other information or services under the Owner's control and relevant to the Contractor's performance of the Work with reasonable promptness after receiving the Contractor's written request for such information or services.

§ 2.3.6 Unless otherwise provided in the Contract Documents, the Owner shall furnish to the Contractor one copy of the Contract Documents for purposes of making reproductions pursuant to Section 1.5.2.

§ 2.4 Owner's Right to Stop the Work

If the Contractor fails to correct Work that is not in accordance with the requirements of the Contract Documents as required by Section 12.2 or repeatedly fails to carry out Work in accordance with the Contract Documents, the Owner may issue a written order to the Contractor to stop the Work, or any portion thereof, until the cause for such order has been eliminated; however, the right of the Owner to stop the Work shall not give rise to a duty on the part of the Owner to exercise this right for the benefit of the Contractor or any other person or entity, except to the extent required by Section 6.1.3.

§ 2.5 Owner's Right to Carry Out the Work

If the Contractor defaults or neglects to carry out the Work in accordance with the Contract Documents and fails within a ten-day period after receipt of notice from the Owner to commence and continue correction of such default or neglect with diligence and promptness, the Owner may, without prejudice to other remedies the Owner may have, correct such default or neglect. Such action by the Owner and amounts charged to the Contractor are both subject to prior approval of the Architect and the Architect may, pursuant to Section 9.5.1, withhold or nullify a Certificate for Payment in whole or in part, to the extent reasonably necessary to reimburse the Owner for the reasonable cost of correcting such deficiencies, including Owner's expenses and compensation for the Architect's additional services made necessary by such default, neglect, or failure. If current and future payments are not sufficient to cover such amounts, the Contractor shall pay the difference to the Owner. If the Contractor disagrees with the actions of the Owner or the Architect, or the amounts claimed as costs to the Owner, the Contractor may file a Claim pursuant to Article 15.

ARTICLE 3 CONTRACTOR

§ 3.1 General

§ 3.1.1 The Contractor is the person or entity identified as such in the Agreement and is referred to throughout the Contract Documents as if singular in number. The Contractor shall be lawfully licensed, if required in the jurisdiction where the Project is located. The Contractor shall designate in writing a representative who shall have express authority to bind the Contractor with respect to all matters under this Contract. The term "Contractor" means the Contractor or the Contractor's authorized representative.

§ 3.1.2 The Contractor shall perform the Work in accordance with the Contract Documents.

§ 3.1.3 The Contractor shall not be relieved of its obligations to perform the Work in accordance with the Contract Documents either by activities or duties of the Architect in the Architect's administration of the Contract, or by tests, inspections or approvals required or performed by persons or entities other than the Contractor.

§ 3.2 Review of Contract Documents and Field Conditions by Contractor

§ 3.2.1 Execution of the Contract by the Contractor is a representation that the Contractor has visited the site, become generally familiar with local conditions under which the Work is to be performed, and correlated personal observations with requirements of the Contract Documents.

§ 3.2.2 Because the Contract Documents are complementary, the Contractor shall, before starting each portion of the Work, carefully study and compare the various Contract Documents relative to that portion of the Work, as well as the information furnished by the Owner pursuant to Section 2.3.4, shall take field measurements of any existing conditions related to that portion of the Work, and shall observe any conditions at the site affecting it. These obligations are for the purpose of facilitating coordination and construction by the Contractor and are not for the purpose of discovering errors, omissions, or inconsistencies in the Contract Documents; however, the Contractor shall promptly report to the Architect any errors, inconsistencies or omissions discovered by or made known to the Contractor as a request for information in such form as the Architect may require. It is recognized that the Contractor's review is made in the Contractor's capacity as a contractor and not as a licensed design professional, unless otherwise specifically provided in the Contract Documents.

§ 3.2.3 The Contractor is not required to ascertain that the Contract Documents are in accordance with applicable laws, statutes, ordinances, codes, rules and regulations, or lawful orders of public authorities, but the Contractor shall promptly report to the Architect any nonconformity discovered by or made known to the Contractor as a request for information in such form as the Architect may require.

§ 3.2.4 If the Contractor believes that additional cost or time is involved because of clarifications or instructions the Architect issues in response to the Contractor's notices or requests for information pursuant to Sections 3.2.2 or 3.2.3, the Contractor shall submit Claims as provided in Article 15. If the Contractor fails to perform the obligations of Sections 3.2.2 or 3.2.3, the Contractor shall pay such costs and damages to the Owner, subject to Section 15.1.7, as would have been avoided if the Contractor had performed such obligations. If the Contractor performs those obligations, the Contractor shall not be liable to the Owner or Architect for damages resulting from errors, inconsistencies or omissions in the Contract Documents, for differences between field measurements or conditions and the Contract Documents, or for nonconformities of the Contract Documents to applicable laws, statutes, ordinances, codes, rules and regulations, and lawful orders of public authorities.

§ 3.3 Supervision and Construction Procedures

§ 3.3.1 The Contractor shall supervise and direct the Work, using the Contractor's best skill and attention. The Contractor shall be solely responsible for, and have control over, construction means, methods, techniques, sequences, and procedures, and for coordinating all portions of the Work under the Contract. If the Contract Documents give specific instructions concerning construction means, methods, techniques, sequences, or procedures, the Contractor shall evaluate the jobsite safety thereof and shall be solely responsible for the jobsite safety of such means, methods, techniques, sequences, or procedures. If the Contractor determines that such means, methods, techniques, sequences or procedures may not be safe, the Contractor shall give timely notice to the Owner and Architect, and shall propose alternative means, methods, techniques, sequences, or procedures. The Architect shall evaluate the proposed alternative solely for conformance with the design intent for the completed construction. Unless the Architect objects to the Contractor's proposed alternative, the Contractor shall perform the Work using its alternative means, methods, techniques, sequences, or procedures.

§ 3.3.2 The Contractor shall be responsible to the Owner for acts and omissions of the Contractor's employees, Subcontractors and their agents and employees, and other persons or entities performing portions of the Work for, or on behalf of, the Contractor or any of its Subcontractors.

§ 3.3.3 The Contractor shall be responsible for inspection of portions of Work already performed to determine that such portions are in proper condition to receive subsequent Work.

§ 3.4 Labor and Materials

§ 3.4.1 Unless otherwise provided in the Contract Documents, the Contractor shall provide and pay for labor, materials, equipment, tools, construction equipment and machinery, water, heat, utilities, transportation, and other facilities and services necessary for proper execution and completion of the Work, whether temporary or permanent and whether or not incorporated or to be incorporated in the Work.

§ 3.4.2 Except in the case of minor changes in the Work approved by the Architect in accordance with Section 3.12.8 or ordered by the Architect in accordance with Section 7.4, the Contractor may make substitutions only with the consent of the Owner, after evaluation by the Architect and in accordance with a Change Order or Construction Change Directive.

§ 3.4.3 The Contractor shall enforce strict discipline and good order among the Contractor's employees and other persons carrying out the Work. The Contractor shall not permit employment of unfit persons or persons not properly skilled in tasks assigned to them.

§ 3.5 Warranty

§ 3.5.1 The Contractor warrants to the Owner and Architect that materials and equipment furnished under the Contract will be of good quality and new unless the Contract Documents require or permit otherwise. The Contractor further warrants that the Work will conform to the requirements of the Contract Documents and will be free from defects, except for those inherent in the quality of the Work the Contract Documents require or permit. Work, materials, or equipment not conforming to these requirements may be considered defective. The Contractor's warranty excludes remedy for damage or defect caused by abuse, alterations to the Work not executed by the Contractor, improper or insufficient maintenance, improper operation, or normal wear and tear and normal usage. If required by the Architect, the Contractor shall furnish satisfactory evidence as to the kind and quality of materials and equipment.

§ 3.5.2 All material, equipment, or other special warranties required by the Contract Documents shall be issued in the name of the Owner, or shall be transferable to the Owner, and shall commence in accordance with Section 9.8.4.

§ 3.6 Taxes

The Contractor shall pay sales, consumer, use and similar taxes for the Work provided by the Contractor that are legally enacted when bids are received or negotiations concluded, whether or not yet effective or merely scheduled to go into effect.

§ 3.7 Permits, Fees, Notices and Compliance with Laws

§ 3.7.1 Unless otherwise provided in the Contract Documents, the Contractor shall secure and pay for the building permit as well as for other permits, fees, licenses, and inspections by government agencies necessary for proper execution and completion of the Work that are customarily secured after execution of the Contract and legally required at the time bids are received or negotiations concluded.

§ 3.7.2 The Contractor shall comply with and give notices required by applicable laws, statutes, ordinances, codes, rules and regulations, and lawful orders of public authorities applicable to performance of the Work.

§ 3.7.3 If the Contractor performs Work knowing it to be contrary to applicable laws, statutes, ordinances, codes, rules and regulations, or lawful orders of public authorities, the Contractor shall assume appropriate responsibility for such Work and shall bear the costs attributable to correction.

§ 3.7.4 Concealed or Unknown Conditions

If the Contractor encounters conditions at the site that are (1) subsurface or otherwise concealed physical conditions that differ materially from those indicated in the Contract Documents or (2) unknown physical conditions of an unusual nature that differ materially from those ordinarily found to exist and generally recognized as inherent in construction activities of the character provided for in the Contract Documents, the Contractor shall promptly provide notice to the Owner and the Architect before conditions are disturbed and in no event later than 14 days after first observance of the conditions. The Architect will promptly investigate such conditions and, if the Architect determines that they differ materially and cause an increase or decrease in the Contractor's cost of, or time required for, performance of any part of the Work, will recommend that an equitable adjustment be made in the Contract Sum or Contract Time, or both. If the Architect determines that the conditions at the site are not materially different from those indicated in the Contract Documents and that no change in the terms of the Contract is justified, the Architect shall promptly notify the Owner and Contractor, stating the reasons. If either party disputes the Architect's determination or recommendation, that party may submit a Claim as provided in Article 15.

§ 3.7.5 If, in the course of the Work, the Contractor encounters human remains or recognizes the existence of burial markers, archaeological sites or wetlands not indicated in the Contract Documents, the Contractor shall immediately suspend any operations that would affect them and shall notify the Owner and Architect. Upon receipt of such notice, the Owner shall promptly take any action necessary to obtain governmental authorization required to resume the operations. The Contractor shall continue to suspend such operations until otherwise instructed by the Owner but shall continue with all other operations that do not affect those remains or features. Requests for adjustments in the Contract Sum and Contract Time arising from the existence of such remains or features may be made as provided in Article 15.

§ 3.8 Allowances

§ 3.8.1 The Contractor shall include in the Contract Sum all allowances stated in the Contract Documents. Items covered by allowances shall be supplied for such amounts and by such persons or entities as the Owner may direct, but the Contractor shall not be required to employ persons or entities to whom the Contractor has reasonable objection.

§ 3.8.2 Unless otherwise provided in the Contract Documents,

- .1 allowances shall cover the cost to the Contractor of materials and equipment delivered at the site and all required taxes, less applicable trade discounts;
- .2 Contractor's costs for unloading and handling at the site, labor, installation costs, overhead, profit, and other expenses contemplated for stated allowance amounts shall be included in the Contract Sum but not in the allowances; and
- .3 whenever costs are more than or less than allowances, the Contract Sum shall be adjusted accordingly by Change Order. The amount of the Change Order shall reflect (1) the difference between actual costs and the allowances under Section 3.8.2.1 and (2) changes in Contractor's costs under Section 3.8.2.2.

§ 3.8.3 Materials and equipment under an allowance shall be selected by the Owner with reasonable promptness.

§ 3.9 Superintendent

§ 3.9.1 The Contractor shall employ a competent superintendent and necessary assistants who shall be in attendance at the Project site during performance of the Work. The superintendent shall represent the Contractor, and communications given to the superintendent shall be as binding as if given to the Contractor.

§ 3.9.2 The Contractor, as soon as practicable after award of the Contract, shall notify the Owner and Architect of the name and qualifications of a proposed superintendent. Within 14 days of receipt of the information, the Architect may notify the Contractor, stating whether the Owner or the Architect (1) has reasonable objection to the proposed superintendent or (2) requires additional time for review. Failure of the Architect to provide notice within the 14-day period shall constitute notice of no reasonable objection.

§ 3.9.3 The Contractor shall not employ a proposed superintendent to whom the Owner or Architect has made reasonable and timely objection. The Contractor shall not change the superintendent without the Owner's consent, which shall not unreasonably be withheld or delayed.

§ 3.10 Contractor's Construction and Submittal Schedules

§ 3.10.1 The Contractor, promptly after being awarded the Contract, shall submit for the Owner's and Architect's information a Contractor's construction schedule for the Work. The schedule shall contain detail appropriate for the Project, including (1) the date of commencement of the Work, interim schedule milestone dates, and the date of Substantial Completion; (2) an apportionment of the Work by construction activity; and (3) the time required for completion of each portion of the Work. The schedule shall provide for the orderly progression of the Work to completion and shall not exceed time limits current under the Contract Documents. The schedule shall be revised at appropriate intervals as required by the conditions of the Work and Project.

§ 3.10.2 The Contractor, promptly after being awarded the Contract and thereafter as necessary to maintain a current submittal schedule, shall submit a submittal schedule for the Architect's approval. The Architect's approval shall not be unreasonably delayed or withheld. The submittal schedule shall (1) be coordinated with the Contractor's construction schedule, and (2) allow the Architect reasonable time to review submittals. If the Contractor fails to submit a submittal schedule, or fails to provide submittals in accordance with the approved submittal schedule, the Contractor shall not be entitled to any increase in Contract Sum or extension of Contract Time based on the time required for review of submittals.

§ 3.10.3 The Contractor shall perform the Work in general accordance with the most recent schedules submitted to the Owner and Architect.

§ 3.11 Documents and Samples at the Site

The Contractor shall make available, at the Project site, the Contract Documents, including Change Orders, Construction Change Directives, and other Modifications, in good order and marked currently to indicate field changes and selections made during construction, and the approved Shop Drawings, Product Data, Samples, and similar required submittals. These shall be in electronic form or paper copy, available to the Architect and Owner, and

delivered to the Architect for submittal to the Owner upon completion of the Work as a record of the Work as constructed.

§ 3.12 Shop Drawings, Product Data and Samples

§ 3.12.1 Shop Drawings are drawings, diagrams, schedules, and other data specially prepared for the Work by the Contractor or a Subcontractor, Sub-subcontractor, manufacturer, supplier, or distributor to illustrate some portion of the Work.

§ 3.12.2 Product Data are illustrations, standard schedules, performance charts, instructions, brochures, diagrams, and other information furnished by the Contractor to illustrate materials or equipment for some portion of the Work.

§ 3.12.3 Samples are physical examples that illustrate materials, equipment, or workmanship, and establish standards by which the Work will be judged.

§ 3.12.4 Shop Drawings, Product Data, Samples, and similar submittals are not Contract Documents. Their purpose is to demonstrate how the Contractor proposes to conform to the information given and the design concept expressed in the Contract Documents for those portions of the Work for which the Contract Documents require submittals. Review by the Architect is subject to the limitations of Section 4.2.7. Informational submittals upon which the Architect is not expected to take responsive action may be so identified in the Contract Documents. Submittals that are not required by the Contract Documents may be returned by the Architect without action.

§ 3.12.5 The Contractor shall review for compliance with the Contract Documents, approve, and submit to the Architect, Shop Drawings, Product Data, Samples, and similar submittals required by the Contract Documents, in accordance with the submittal schedule approved by the Architect or, in the absence of an approved submittal schedule, with reasonable promptness and in such sequence as to cause no delay in the Work or in the activities of the Owner or of Separate Contractors.

§ 3.12.6 By submitting Shop Drawings, Product Data, Samples, and similar submittals, the Contractor represents to the Owner and Architect that the Contractor has (1) reviewed and approved them, (2) determined and verified materials, field measurements and field construction criteria related thereto, or will do so, and (3) checked and coordinated the information contained within such submittals with the requirements of the Work and of the Contract Documents.

§ 3.12.7 The Contractor shall perform no portion of the Work for which the Contract Documents require submittal and review of Shop Drawings, Product Data, Samples, or similar submittals, until the respective submittal has been approved by the Architect.

§ 3.12.8 The Work shall be in accordance with approved submittals except that the Contractor shall not be relieved of responsibility for deviations from the requirements of the Contract Documents by the Architect's approval of Shop Drawings, Product Data, Samples, or similar submittals, unless the Contractor has specifically notified the Architect of such deviation at the time of submittal and (1) the Architect has given written approval to the specific deviation as a minor change in the Work, or (2) a Change Order or Construction Change Directive has been issued authorizing the deviation. The Contractor shall not be relieved of responsibility for errors or omissions in Shop Drawings, Product Data, Samples, or similar submittals, by the Architect's approval thereof.

§ 3.12.9 The Contractor shall direct specific attention, in writing or on resubmitted Shop Drawings, Product Data, Samples, or similar submittals, to revisions other than those requested by the Architect on previous submittals. In the absence of such notice, the Architect's approval of a resubmission shall not apply to such revisions.

§ 3.12.10 The Contractor shall not be required to provide professional services that constitute the practice of architecture or engineering unless such services are specifically required by the Contract Documents for a portion of the Work or unless the Contractor needs to provide such services in order to carry out the Contractor's responsibilities for construction means, methods, techniques, sequences, and procedures. The Contractor shall not be required to provide professional services in violation of applicable law.

§ 3.12.10.1 If professional design services or certifications by a design professional related to systems, materials, or equipment are specifically required of the Contractor by the Contract Documents, the Owner and the Architect will

specify all performance and design criteria that such services must satisfy. The Contractor shall be entitled to rely upon the adequacy and accuracy of the performance and design criteria provided in the Contract Documents. The Contractor shall cause such services or certifications to be provided by an appropriately licensed design professional, whose signature and seal shall appear on all drawings, calculations, specifications, certifications, Shop Drawings, and other submittals prepared by such professional. Shop Drawings, and other submittals related to the Work, designed or certified by such professional, if prepared by others, shall bear such professional's written approval when submitted to the Architect. The Owner and the Architect shall be entitled to rely upon the adequacy and accuracy of the services, certifications, and approvals performed or provided by such design professionals, provided the Owner and Architect have specified to the Contractor the performance and design criteria that such services must satisfy. Pursuant to this Section 3.12.10, the Architect will review and approve or take other appropriate action on submittals only for the limited purpose of checking for conformance with information given and the design concept expressed in the Contract Documents.

§ 3.12.10.2 If the Contract Documents require the Contractor's design professional to certify that the Work has been performed in accordance with the design criteria, the Contractor shall furnish such certifications to the Architect at the time and in the form specified by the Architect.

§ 3.13 Use of Site

The Contractor shall confine operations at the site to areas permitted by applicable laws, statutes, ordinances, codes, rules and regulations, lawful orders of public authorities, and the Contract Documents and shall not unreasonably encumber the site with materials or equipment.

§ 3.14 Cutting and Patching

§ 3.14.1 The Contractor shall be responsible for cutting, fitting, or patching required to complete the Work or to make its parts fit together properly. All areas requiring cutting, fitting, or patching shall be restored to the condition existing prior to the cutting, fitting, or patching, unless otherwise required by the Contract Documents.

§ 3.14.2 The Contractor shall not damage or endanger a portion of the Work or fully or partially completed construction of the Owner or Separate Contractors by cutting, patching, or otherwise altering such construction, or by excavation. The Contractor shall not cut or otherwise alter construction by the Owner or a Separate Contractor except with written consent of the Owner and of the Separate Contractor. Consent shall not be unreasonably withheld. The Contractor shall not unreasonably withhold, from the Owner or a Separate Contractor, its consent to cutting or otherwise altering the Work.

§ 3.15 Cleaning Up

§ 3.15.1 The Contractor shall keep the premises and surrounding area free from accumulation of waste materials and rubbish caused by operations under the Contract. At completion of the Work, the Contractor shall remove waste materials, rubbish, the Contractor's tools, construction equipment, machinery, and surplus materials from and about the Project.

§ 3.15.2 If the Contractor fails to clean up as provided in the Contract Documents, the Owner may do so and the Owner shall be entitled to reimbursement from the Contractor.

§ 3.16 Access to Work

The Contractor shall provide the Owner and Architect with access to the Work in preparation and progress wherever located.

§ 3.17 Royalties, Patents and Copyrights

The Contractor shall pay all royalties and license fees. The Contractor shall defend suits or claims for infringement of copyrights and patent rights and shall hold the Owner and Architect harmless from loss on account thereof, but shall not be responsible for defense or loss when a particular design, process, or product of a particular manufacturer or manufacturers is required by the Contract Documents, or where the copyright violations are contained in Drawings, Specifications, or other documents prepared by the Owner or Architect. However, if an infringement of a copyright or patent is discovered by, or made known to, the Contractor, the Contractor shall be responsible for the loss unless the information is promptly furnished to the Architect.

§ 3.18 Indemnification

§ 3.18.1 To the fullest extent permitted by law, the Contractor shall indemnify and hold harmless the Owner, Architect, Architect's consultants, and agents and employees of any of them from and against claims, damages, losses, and expenses, including but not limited to attorneys' fees, arising out of or resulting from performance of the Work, provided that such claim, damage, loss, or expense is attributable to bodily injury, sickness, disease or death, or to injury to or destruction of tangible property (other than the Work itself), but only to the extent caused by the negligent acts or omissions of the Contractor, a Subcontractor, anyone directly or indirectly employed by them, or anyone for whose acts they may be liable, regardless of whether or not such claim, damage, loss, or expense is caused in part by a party indemnified hereunder. Such obligation shall not be construed to negate, abridge, or reduce other rights or obligations of indemnity that would otherwise exist as to a party or person described in this Section 3.18.

§ 3.18.2 In claims against any person or entity indemnified under this Section 3.18 by an employee of the Contractor, a Subcontractor, anyone directly or indirectly employed by them, or anyone for whose acts they may be liable, the indemnification obligation under Section 3.18.1 shall not be limited by a limitation on amount or type of damages, compensation, or benefits payable by or for the Contractor or a Subcontractor under workers' compensation acts, disability benefit acts, or other employee benefit acts.

ARTICLE 4 ARCHITECT

§ 4.1 General

§ 4.1.1 The Architect is the person or entity retained by the Owner pursuant to Section 2.3.2 and identified as such in the Agreement.

§ 4.1.2 Duties, responsibilities, and limitations of authority of the Architect as set forth in the Contract Documents shall not be restricted, modified, or extended without written consent of the Owner, Contractor, and Architect. Consent shall not be unreasonably withheld.

§ 4.2 Administration of the Contract

§ 4.2.1 The Architect will provide administration of the Contract as described in the Contract Documents and will be an Owner's representative during construction until the date the Architect issues the final Certificate for Payment. The Architect will have authority to act on behalf of the Owner only to the extent provided in the Contract Documents.

§ 4.2.2 The Architect will visit the site at intervals appropriate to the stage of construction, or as otherwise agreed with the Owner, to become generally familiar with the progress and quality of the portion of the Work completed, and to determine in general if the Work observed is being performed in a manner indicating that the Work, when fully completed, will be in accordance with the Contract Documents. However, the Architect will not be required to make exhaustive or continuous on-site inspections to check the quality or quantity of the Work. The Architect will not have control over, charge of, or responsibility for the construction means, methods, techniques, sequences or procedures, or for the safety precautions and programs in connection with the Work, since these are solely the Contractor's rights and responsibilities under the Contract Documents.

§ 4.2.3 On the basis of the site visits, the Architect will keep the Owner reasonably informed about the progress and quality of the portion of the Work completed, and promptly report to the Owner (1) known deviations from the Contract Documents, (2) known deviations from the most recent construction schedule submitted by the Contractor, and (3) defects and deficiencies observed in the Work. The Architect will not be responsible for the Contractor's failure to perform the Work in accordance with the requirements of the Contract Documents. The Architect will not have control over or charge of, and will not be responsible for acts or omissions of, the Contractor, Subcontractors, or their agents or employees, or any other persons or entities performing portions of the Work.

§ 4.2.4 Communications

The Owner and Contractor shall include the Architect in all communications that relate to or affect the Architect's services or professional responsibilities. The Owner shall promptly notify the Architect of the substance of any direct communications between the Owner and the Contractor otherwise relating to the Project. Communications by and with the Architect's consultants shall be through the Architect. Communications by and with Subcontractors and suppliers shall be through the Contractor. Communications by and with Separate Contractors shall be through the Owner. The Contract Documents may specify other communication protocols.

§ 4.2.5 Based on the Architect's evaluations of the Contractor's Applications for Payment, the Architect will review and certify the amounts due the Contractor and will issue Certificates for Payment in such amounts.

§ 4.2.6 The Architect has authority to reject Work that does not conform to the Contract Documents. Whenever the Architect considers it necessary or advisable, the Architect will have authority to require inspection or testing of the Work in accordance with Sections 13.4.2 and 13.4.3, whether or not the Work is fabricated, installed or completed. However, neither this authority of the Architect nor a decision made in good faith either to exercise or not to exercise such authority shall give rise to a duty or responsibility of the Architect to the Contractor, Subcontractors, suppliers, their agents or employees, or other persons or entities performing portions of the Work.

§ 4.2.7 The Architect will review and approve, or take other appropriate action upon, the Contractor's submittals such as Shop Drawings, Product Data, and Samples, but only for the limited purpose of checking for conformance with information given and the design concept expressed in the Contract Documents. The Architect's action will be taken in accordance with the submittal schedule approved by the Architect or, in the absence of an approved submittal schedule, with reasonable promptness while allowing sufficient time in the Architect's professional judgment to permit adequate review. Review of such submittals is not conducted for the purpose of determining the accuracy and completeness of other details such as dimensions and quantities, or for substantiating instructions for installation or performance of equipment or systems, all of which remain the responsibility of the Contractor as required by the Contract Documents. The Architect's review of the Contractor's submittals shall not relieve the Contractor of the obligations under Sections 3.3, 3.5, and 3.12. The Architect's review shall not constitute approval of safety precautions or of any construction means, methods, techniques, sequences, or procedures. The Architect's approval of a specific item shall not indicate approval of an assembly of which the item is a component.

§ 4.2.8 The Architect will prepare Change Orders and Construction Change Directives, and may order minor changes in the Work as provided in Section 7.4. The Architect will investigate and make determinations and recommendations regarding concealed and unknown conditions as provided in Section 3.7.4.

§ 4.2.9 The Architect will conduct inspections to determine the date or dates of Substantial Completion and the date of final completion; issue Certificates of Substantial Completion pursuant to Section 9.8; receive and forward to the Owner, for the Owner's review and records, written warranties and related documents required by the Contract and assembled by the Contractor pursuant to Section 9.10; and issue a final Certificate for Payment pursuant to Section 9.10.

§ 4.2.10 If the Owner and Architect agree, the Architect will provide one or more Project representatives to assist in carrying out the Architect's responsibilities at the site. The Owner shall notify the Contractor of any change in the duties, responsibilities and limitations of authority of the Project representatives.

§ 4.2.11 The Architect will interpret and decide matters concerning performance under, and requirements of, the Contract Documents on written request of either the Owner or Contractor. The Architect's response to such requests will be made in writing within any time limits agreed upon or otherwise with reasonable promptness.

§ 4.2.12 Interpretations and decisions of the Architect will be consistent with the intent of, and reasonably inferable from, the Contract Documents and will be in writing or in the form of drawings. When making such interpretations and decisions, the Architect will endeavor to secure faithful performance by both Owner and Contractor, will not show partiality to either, and will not be liable for results of interpretations or decisions rendered in good faith.

§ 4.2.13 The Architect's decisions on matters relating to aesthetic effect will be final if consistent with the intent expressed in the Contract Documents.

§ 4.2.14 The Architect will review and respond to requests for information about the Contract Documents. The Architect's response to such requests will be made in writing within any time limits agreed upon or otherwise with reasonable promptness. If appropriate, the Architect will prepare and issue supplemental Drawings and Specifications in response to the requests for information.

ARTICLE 5 SUBCONTRACTORS

§ 5.1 Definitions

§ 5.1.1 A Subcontractor is a person or entity who has a direct contract with the Contractor to perform a portion of the Work at the site. The term "Subcontractor" is referred to throughout the Contract Documents as if singular in number and means a Subcontractor or an authorized representative of the Subcontractor. The term "Subcontractor" does not include a Separate Contractor or the subcontractors of a Separate Contractor.

§ 5.1.2 A Sub-subcontractor is a person or entity who has a direct or indirect contract with a Subcontractor to perform a portion of the Work at the site. The term "Sub-subcontractor" is referred to throughout the Contract Documents as if singular in number and means a Sub-subcontractor or an authorized representative of the Sub-subcontractor.

§ 5.2 Award of Subcontracts and Other Contracts for Portions of the Work

§ 5.2.1 Unless otherwise stated in the Contract Documents, the Contractor, as soon as practicable after award of the Contract, shall notify the Owner and Architect of the persons or entities proposed for each principal portion of the Work, including those who are to furnish materials or equipment fabricated to a special design. Within 14 days of receipt of the information, the Architect may notify the Contractor whether the Owner or the Architect (1) has reasonable objection to any such proposed person or entity or (2) requires additional time for review. Failure of the Architect to provide notice within the 14-day period shall constitute notice of no reasonable objection.

§ 5.2.2 The Contractor shall not contract with a proposed person or entity to whom the Owner or Architect has made reasonable and timely objection. The Contractor shall not be required to contract with anyone to whom the Contractor has made reasonable objection.

§ 5.2.3 If the Owner or Architect has reasonable objection to a person or entity proposed by the Contractor, the Contractor shall propose another to whom the Owner or Architect has no reasonable objection. If the proposed but rejected Subcontractor was reasonably capable of performing the Work, the Contract Sum and Contract Time shall be increased or decreased by the difference, if any, occasioned by such change, and an appropriate Change Order shall be issued before commencement of the substitute Subcontractor's Work. However, no increase in the Contract Sum or Contract Time shall be allowed for such change unless the Contractor has acted promptly and responsively in submitting names as required.

§ 5.2.4 The Contractor shall not substitute a Subcontractor, person, or entity for one previously selected if the Owner or Architect makes reasonable objection to such substitution.

§ 5.3 Subcontractual Relations

By appropriate written agreement, the Contractor shall require each Subcontractor, to the extent of the Work to be performed by the Subcontractor, to be bound to the Contractor by terms of the Contract Documents, and to assume toward the Contractor all the obligations and responsibilities, including the responsibility for safety of the Subcontractor's Work that the Contractor, by these Contract Documents, assumes toward the Owner and Architect. Each subcontract agreement shall preserve and protect the rights of the Owner and Architect under the Contract Documents with respect to the Work to be performed by the Subcontractor so that subcontracting thereof will not prejudice such rights, and shall allow to the Subcontractor, unless specifically provided otherwise in the subcontract agreement, the benefit of all rights, remedies, and redress against the Contractor that the Contractor, by the Contract Documents, has against the Owner. Where appropriate, the Contractor shall require each Subcontractor to enter into similar agreements with Sub-subcontractors. The Contractor shall make available to each proposed Subcontractor, prior to the execution of the subcontract agreement, copies of the Contract Documents to which the Subcontractor will be bound, and, upon written request of the Subcontractor, identify to the Subcontractor terms and conditions of the proposed subcontract agreement that may be at variance with the Contract Documents. Subcontractors will similarly make copies of applicable portions of such documents available to their respective proposed Sub-subcontractors.

§ 5.4 Contingent Assignment of Subcontracts

§ 5.4.1 Each subcontract agreement for a portion of the Work is assigned by the Contractor to the Owner, provided that

- .1 assignment is effective only after termination of the Contract by the Owner for cause pursuant to Section 14.2 and only for those subcontract agreements that the Owner accepts by notifying the Subcontractor and Contractor; and
- .2 assignment is subject to the prior rights of the surety, if any, obligated under bond relating to the Contract.

When the Owner accepts the assignment of a subcontract agreement, the Owner assumes the Contractor's rights and obligations under the subcontract.

§ 5.4.2 Upon such assignment, if the Work has been suspended for more than 30 days, the Subcontractor's compensation shall be equitably adjusted for increases in cost resulting from the suspension.

§ 5.4.3 Upon assignment to the Owner under this Section 5.4, the Owner may further assign the subcontract to a successor contractor or other entity. If the Owner assigns the subcontract to a successor contractor or other entity, the Owner shall nevertheless remain legally responsible for all of the successor contractor's obligations under the subcontract.

ARTICLE 6 CONSTRUCTION BY OWNER OR BY SEPARATE CONTRACTORS

§ 6.1 Owner's Right to Perform Construction and to Award Separate Contracts

§ 6.1.1 The term "Separate Contractor(s)" shall mean other contractors retained by the Owner under separate agreements. The Owner reserves the right to perform construction or operations related to the Project with the Owner's own forces, and with Separate Contractors retained under Conditions of the Contract substantially similar to those of this Contract, including those provisions of the Conditions of the Contract related to insurance and waiver of subrogation.

§ 6.1.2 When separate contracts are awarded for different portions of the Project or other construction or operations on the site, the term "Contractor" in the Contract Documents in each case shall mean the Contractor who executes each separate Owner-Contractor Agreement.

§ 6.1.3 The Owner shall provide for coordination of the activities of the Owner's own forces and of each Separate Contractor with the Work of the Contractor, who shall cooperate with them. The Contractor shall participate with any Separate Contractors and the Owner in reviewing their construction schedules. The Contractor shall make any revisions to its construction schedule deemed necessary after a joint review and mutual agreement. The construction schedules shall then constitute the schedules to be used by the Contractor, Separate Contractors, and the Owner until subsequently revised.

§ 6.1.4 Unless otherwise provided in the Contract Documents, when the Owner performs construction or operations related to the Project with the Owner's own forces or with Separate Contractors, the Owner or its Separate Contractors shall have the same obligations and rights that the Contractor has under the Conditions of the Contract, including, without excluding others, those stated in Article 3, this Article 6, and Articles 10, 11, and 12.

§ 6.2 Mutual Responsibility

§ 6.2.1 The Contractor shall afford the Owner and Separate Contractors reasonable opportunity for introduction and storage of their materials and equipment and performance of their activities, and shall connect and coordinate the Contractor's construction and operations with theirs as required by the Contract Documents.

§ 6.2.2 If part of the Contractor's Work depends for proper execution or results upon construction or operations by the Owner or a Separate Contractor, the Contractor shall, prior to proceeding with that portion of the Work, promptly notify the Architect of apparent discrepancies or defects in the construction or operations by the Owner or Separate Contractor that would render it unsuitable for proper execution and results of the Contractor's Work. Failure of the Contractor to notify the Architect of apparent discrepancies or defects prior to proceeding with the Work shall constitute an acknowledgment that the Owner's or Separate Contractor's completed or partially completed construction is fit and proper to receive the Contractor's Work. The Contractor shall not be responsible for discrepancies or defects in the construction or operations by the Owner or Separate Contractor that are not apparent.

§ 6.2.3 The Contractor shall reimburse the Owner for costs the Owner incurs that are payable to a Separate Contractor because of the Contractor's delays, improperly timed activities or defective construction. The Owner shall be responsible to the Contractor for costs the Contractor incurs because of a Separate Contractor's delays, improperly timed activities, damage to the Work or defective construction.

§ 6.2.4 The Contractor shall promptly remedy damage that the Contractor wrongfully causes to completed or partially completed construction or to property of the Owner or Separate Contractor as provided in Section 10.2.5.

§ 6.2.5 The Owner and each Separate Contractor shall have the same responsibilities for cutting and patching as are described for the Contractor in Section 3.14.

§ 6.3 Owner's Right to Clean Up

If a dispute arises among the Contractor, Separate Contractors, and the Owner as to the responsibility under their respective contracts for maintaining the premises and surrounding area free from waste materials and rubbish, the Owner may clean up and the Architect will allocate the cost among those responsible.

ARTICLE 7 CHANGES IN THE WORK

§ 7.1 General

§ 7.1.1 Changes in the Work may be accomplished after execution of the Contract, and without invalidating the Contract, by Change Order, Construction Change Directive or order for a minor change in the Work, subject to the limitations stated in this Article 7 and elsewhere in the Contract Documents.

§ 7.1.2 A Change Order shall be based upon agreement among the Owner, Contractor, and Architect. A Construction Change Directive requires agreement by the Owner and Architect and may or may not be agreed to by the Contractor. An order for a minor change in the Work may be issued by the Architect alone.

§ 7.1.3 Changes in the Work shall be performed under applicable provisions of the Contract Documents. The Contractor shall proceed promptly with changes in the Work, unless otherwise provided in the Change Order, Construction Change Directive, or order for a minor change in the Work.

§ 7.2 Change Orders

§ 7.2.1 A Change Order is a written instrument prepared by the Architect and signed by the Owner, Contractor, and Architect stating their agreement upon all of the following:

- .1 The change in the Work;
- .2 The amount of the adjustment, if any, in the Contract Sum; and
- .3 The extent of the adjustment, if any, in the Contract Time.

§ 7.3 Construction Change Directives

§ 7.3.1 A Construction Change Directive is a written order prepared by the Architect and signed by the Owner and Architect, directing a change in the Work prior to agreement on adjustment, if any, in the Contract Sum or Contract Time, or both. The Owner may by Construction Change Directive, without invalidating the Contract, order changes in the Work within the general scope of the Contract consisting of additions, deletions, or other revisions, the Contract Sum and Contract Time being adjusted accordingly.

§ 7.3.2 A Construction Change Directive shall be used in the absence of total agreement on the terms of a Change Order.

§ 7.3.3 If the Construction Change Directive provides for an adjustment to the Contract Sum, the adjustment shall be based on one of the following methods:

- .1 Mutual acceptance of a lump sum properly itemized and supported by sufficient substantiating data to permit evaluation;
- .2 Unit prices stated in the Contract Documents or subsequently agreed upon;
- .3 Cost to be determined in a manner agreed upon by the parties and a mutually acceptable fixed or percentage fee; or
- .4 As provided in Section 7.3.4.

§ 7.3.4 If the Contractor does not respond promptly or disagrees with the method for adjustment in the Contract Sum, the Architect shall determine the adjustment on the basis of reasonable expenditures and savings of those performing the Work attributable to the change, including, in case of an increase in the Contract Sum, an amount for overhead and profit as set forth in the Agreement, or if no such amount is set forth in the Agreement, a reasonable amount. In such case, and also under Section 7.3.3.3, the Contractor shall keep and present, in such form as the Architect may prescribe, an itemized accounting together with appropriate supporting data. Unless otherwise provided in the Contract Documents, costs for the purposes of this Section 7.3.4 shall be limited to the following:

- .1 Costs of labor, including applicable payroll taxes, fringe benefits required by agreement or custom, workers' compensation insurance, and other employee costs approved by the Architect;
- .2 Costs of materials, supplies, and equipment, including cost of transportation, whether incorporated or consumed;
- .3 Rental costs of machinery and equipment, exclusive of hand tools, whether rented from the Contractor or others;
- .4 Costs of premiums for all bonds and insurance, permit fees, and sales, use, or similar taxes, directly related to the change; and
- .5 Costs of supervision and field office personnel directly attributable to the change.

§ 7.3.5 If the Contractor disagrees with the adjustment in the Contract Time, the Contractor may make a Claim in accordance with applicable provisions of Article 15.

§ 7.3.6 Upon receipt of a Construction Change Directive, the Contractor shall promptly proceed with the change in the Work involved and advise the Architect of the Contractor's agreement or disagreement with the method, if any, provided in the Construction Change Directive for determining the proposed adjustment in the Contract Sum or Contract Time.

§ 7.3.7 A Construction Change Directive signed by the Contractor indicates the Contractor's agreement therewith, including adjustment in Contract Sum and Contract Time or the method for determining them. Such agreement shall be effective immediately and shall be recorded as a Change Order.

§ 7.3.8 The amount of credit to be allowed by the Contractor to the Owner for a deletion or change that results in a net decrease in the Contract Sum shall be actual net cost as confirmed by the Architect. When both additions and credits covering related Work or substitutions are involved in a change, the allowance for overhead and profit shall be figured on the basis of net increase, if any, with respect to that change.

§ 7.3.9 Pending final determination of the total cost of a Construction Change Directive to the Owner, the Contractor may request payment for Work completed under the Construction Change Directive in Applications for Payment. The Architect will make an interim determination for purposes of monthly certification for payment for those costs and certify for payment the amount that the Architect determines, in the Architect's professional judgment, to be reasonably justified. The Architect's interim determination of cost shall adjust the Contract Sum on the same basis as a Change Order, subject to the right of either party to disagree and assert a Claim in accordance with Article 15.

§ 7.3.10 When the Owner and Contractor agree with a determination made by the Architect concerning the adjustments in the Contract Sum and Contract Time, or otherwise reach agreement upon the adjustments, such agreement shall be effective immediately and the Architect will prepare a Change Order. Change Orders may be issued for all or any part of a Construction Change Directive.

§ 7.4 Minor Changes in the Work

The Architect may order minor changes in the Work that are consistent with the intent of the Contract Documents and do not involve an adjustment in the Contract Sum or an extension of the Contract Time. The Architect's order for minor changes shall be in writing. If the Contractor believes that the proposed minor change in the Work will affect the Contract Sum or Contract Time, the Contractor shall notify the Architect and shall not proceed to implement the change in the Work. If the Contractor performs the Work set forth in the Architect's order for a minor change without prior notice to the Architect that such change will affect the Contract Sum or Contract Time, the Contractor waives any adjustment to the Contract Sum or extension of the Contract Time.

ARTICLE 8 TIME

§ 8.1 Definitions

§ 8.1.1 Unless otherwise provided, Contract Time is the period of time, including authorized adjustments, allotted in the Contract Documents for Substantial Completion of the Work.

§ 8.1.2 The date of commencement of the Work is the date established in the Agreement.

§ 8.1.3 The date of Substantial Completion is the date certified by the Architect in accordance with Section 9.8.

§ 8.1.4 The term "day" as used in the Contract Documents shall mean calendar day unless otherwise specifically defined.

§ 8.2 Progress and Completion

§ 8.2.1 Time limits stated in the Contract Documents are of the essence of the Contract. By executing the Agreement, the Contractor confirms that the Contract Time is a reasonable period for performing the Work.

§ 8.2.2 The Contractor shall not knowingly, except by agreement or instruction of the Owner in writing, commence the Work prior to the effective date of insurance required to be furnished by the Contractor and Owner.

§ 8.2.3 The Contractor shall proceed expeditiously with adequate forces and shall achieve Substantial Completion within the Contract Time.

§ 8.3 Delays and Extensions of Time

§ 8.3.1 If the Contractor is delayed at any time in the commencement or progress of the Work by (1) an act or neglect of the Owner or Architect, of an employee of either, or of a Separate Contractor; (2) by changes ordered in the Work; (3) by labor disputes, fire, unusual delay in deliveries, unavoidable casualties, adverse weather conditions documented in accordance with Section 15.1.6.2, or other causes beyond the Contractor's control; (4) by delay authorized by the Owner pending mediation and binding dispute resolution; or (5) by other causes that the Contractor asserts, and the Architect determines, justify delay, then the Contract Time shall be extended for such reasonable time as the Architect may determine.

§ 8.3.2 Claims relating to time shall be made in accordance with applicable provisions of Article 15.

§ 8.3.3 This Section 8.3 does not preclude recovery of damages for delay by either party under other provisions of the Contract Documents.

ARTICLE 9 PAYMENTS AND COMPLETION

§ 9.1 Contract Sum

§ 9.1.1 The Contract Sum is stated in the Agreement and, including authorized adjustments, is the total amount payable by the Owner to the Contractor for performance of the Work under the Contract Documents.

§ 9.1.2 If unit prices are stated in the Contract Documents or subsequently agreed upon, and if quantities originally contemplated are materially changed so that application of such unit prices to the actual quantities causes substantial inequity to the Owner or Contractor, the applicable unit prices shall be equitably adjusted.

§ 9.2 Schedule of Values

Where the Contract is based on a stipulated sum or Guaranteed Maximum Price, the Contractor shall submit a schedule of values to the Architect before the first Application for Payment, allocating the entire Contract Sum to the various portions of the Work. The schedule of values shall be prepared in the form, and supported by the data to substantiate its accuracy, required by the Architect. This schedule, unless objected to by the Architect, shall be used as a basis for reviewing the Contractor's Applications for Payment. Any changes to the schedule of values shall be submitted to the Architect and supported by such data to substantiate its accuracy as the Architect may require, and unless objected to by the Architect, shall be used as a basis for reviewing the Contractor's subsequent Applications for Payment.

§ 9.3 Applications for Payment

§ 9.3.1 At least ten days before the date established for each progress payment, the Contractor shall submit to the Architect an itemized Application for Payment prepared in accordance with the schedule of values, if required under Section 9.2, for completed portions of the Work. The application shall be notarized, if required, and supported by all data substantiating the Contractor's right to payment that the Owner or Architect require, such as copies of requisitions, and releases and waivers of liens from Subcontractors and suppliers, and shall reflect retainage if provided for in the Contract Documents.

§ 9.3.1.1 As provided in Section 7.3.9, such applications may include requests for payment on account of changes in the Work that have been properly authorized by Construction Change Directives, or by interim determinations of the Architect, but not yet included in Change Orders.

§ 9.3.1.2 Applications for Payment shall not include requests for payment for portions of the Work for which the Contractor does not intend to pay a Subcontractor or supplier, unless such Work has been performed by others whom the Contractor intends to pay.

§ 9.3.2 Unless otherwise provided in the Contract Documents, payments shall be made on account of materials and equipment delivered and suitably stored at the site for subsequent incorporation in the Work. If approved in advance by the Owner, payment may similarly be made for materials and equipment suitably stored off the site at a location agreed upon in writing. Payment for materials and equipment stored on or off the site shall be conditioned upon compliance by the Contractor with procedures satisfactory to the Owner to establish the Owner's title to such materials and equipment or otherwise protect the Owner's interest, and shall include the costs of applicable insurance, storage, and transportation to the site, for such materials and equipment stored off the site.

§ 9.3.3 The Contractor warrants that title to all Work covered by an Application for Payment will pass to the Owner no later than the time of payment. The Contractor further warrants that upon submittal of an Application for Payment all Work for which Certificates for Payment have been previously issued and payments received from the Owner shall, to the best of the Contractor's knowledge, information, and belief, be free and clear of liens, claims, security interests, or encumbrances, in favor of the Contractor, Subcontractors, suppliers, or other persons or entities that provided labor, materials, and equipment relating to the Work.

§ 9.4 Certificates for Payment

§ 9.4.1 The Architect will, within seven days after receipt of the Contractor's Application for Payment, either (1) issue to the Owner a Certificate for Payment in the full amount of the Application for Payment, with a copy to the Contractor; or (2) issue to the Owner a Certificate for Payment for such amount as the Architect determines is properly due, and notify the Contractor and Owner of the Architect's reasons for withholding certification in part as provided in Section 9.5.1; or (3) withhold certification of the entire Application for Payment, and notify the Contractor and Owner of the Architect's reason for withholding certification in whole as provided in Section 9.5.1.

§ 9.4.2 The issuance of a Certificate for Payment will constitute a representation by the Architect to the Owner, based on the Architect's evaluation of the Work and the data in the Application for Payment, that, to the best of the Architect's knowledge, information, and belief, the Work has progressed to the point indicated, the quality of the Work is in accordance with the Contract Documents, and that the Contractor is entitled to payment in the amount certified. The foregoing representations are subject to an evaluation of the Work for conformance with the Contract Documents upon Substantial Completion, to results of subsequent tests and inspections, to correction of minor deviations from the Contract Documents prior to completion, and to specific qualifications expressed by the Architect. However, the issuance of a Certificate for Payment will not be a representation that the Architect has (1) made exhaustive or continuous on-site inspections to check the quality or quantity of the Work; (2) reviewed construction means, methods, techniques, sequences, or procedures; (3) reviewed copies of requisitions received from Subcontractors and suppliers and other data requested by the Owner to substantiate the Contractor's right to payment; or (4) made examination to ascertain how or for what purpose the Contractor has used money previously paid on account of the Contract Sum.

§ 9.5 Decisions to Withhold Certification

§ 9.5.1 The Architect may withhold a Certificate for Payment in whole or in part, to the extent reasonably necessary to protect the Owner, if in the Architect's opinion the representations to the Owner required by Section 9.4.2 cannot be made. If the Architect is unable to certify payment in the amount of the Application, the Architect will notify the Contractor and Owner as provided in Section 9.4.1. If the Contractor and Architect cannot agree on a revised amount, the Architect will promptly issue a Certificate for Payment for the amount for which the Architect is able to make such representations to the Owner. The Architect may also withhold a Certificate for Payment or, because of subsequently discovered evidence, may nullify the whole or a part of a Certificate for Payment previously issued, to such extent as may be necessary in the Architect's opinion to protect the Owner from loss for which the Contractor is responsible, including loss resulting from acts and omissions described in Section 3.3.2, because of

- .1 defective Work not remedied;
- .2 third party claims filed or reasonable evidence indicating probable filing of such claims, unless security acceptable to the Owner is provided by the Contractor;
- .3 failure of the Contractor to make payments properly to Subcontractors or suppliers for labor, materials or equipment;

- .4 reasonable evidence that the Work cannot be completed for the unpaid balance of the Contract Sum;
- .5 damage to the Owner or a Separate Contractor;
- .6 reasonable evidence that the Work will not be completed within the Contract Time, and that the unpaid balance would not be adequate to cover actual or liquidated damages for the anticipated delay; or
- .7 repeated failure to carry out the Work in accordance with the Contract Documents.

§ 9.5.2 When either party disputes the Architect's decision regarding a Certificate for Payment under Section 9.5.1, in whole or in part, that party may submit a Claim in accordance with Article 15.

§ 9.5.3 When the reasons for withholding certification are removed, certification will be made for amounts previously withheld.

§ 9.5.4 If the Architect withholds certification for payment under Section 9.5.1.3, the Owner may, at its sole option, issue joint checks to the Contractor and to any Subcontractor or supplier to whom the Contractor failed to make payment for Work properly performed or material or equipment suitably delivered. If the Owner makes payments by joint check, the Owner shall notify the Architect and the Contractor shall reflect such payment on its next Application for Payment.

§ 9.6 Progress Payments

§ 9.6.1 After the Architect has issued a Certificate for Payment, the Owner shall make payment in the manner and within the time provided in the Contract Documents, and shall so notify the Architect.

§ 9.6.2 The Contractor shall pay each Subcontractor, no later than seven days after receipt of payment from the Owner, the amount to which the Subcontractor is entitled, reflecting percentages actually retained from payments to the Contractor on account of the Subcontractor's portion of the Work. The Contractor shall, by appropriate agreement with each Subcontractor, require each Subcontractor to make payments to Sub-subcontractors in a similar manner.

§ 9.6.3 The Architect will, on request, furnish to a Subcontractor, if practicable, information regarding percentages of completion or amounts applied for by the Contractor and action taken thereon by the Architect and Owner on account of portions of the Work done by such Subcontractor.

§ 9.6.4 The Owner has the right to request written evidence from the Contractor that the Contractor has properly paid Subcontractors and suppliers amounts paid by the Owner to the Contractor for subcontracted Work. If the Contractor fails to furnish such evidence within seven days, the Owner shall have the right to contact Subcontractors and suppliers to ascertain whether they have been properly paid. Neither the Owner nor Architect shall have an obligation to pay, or to see to the payment of money to, a Subcontractor or supplier, except as may otherwise be required by law.

§ 9.6.5 The Contractor's payments to suppliers shall be treated in a manner similar to that provided in Sections 9.6.2, 9.6.3 and 9.6.4.

§ 9.6.6 A Certificate for Payment, a progress payment, or partial or entire use or occupancy of the Project by the Owner shall not constitute acceptance of Work not in accordance with the Contract Documents.

§ 9.6.7 Unless the Contractor provides the Owner with a payment bond in the full penal sum of the Contract Sum, payments received by the Contractor for Work properly performed by Subcontractors or provided by suppliers shall be held by the Contractor for those Subcontractors or suppliers who performed Work or furnished materials, or both, under contract with the Contractor for which payment was made by the Owner. Nothing contained herein shall require money to be placed in a separate account and not commingled with money of the Contractor, create any fiduciary liability or tort liability on the part of the Contractor for breach of trust, or entitle any person or entity to an award of punitive damages against the Contractor for breach of the requirements of this provision.

§ 9.6.8 Provided the Owner has fulfilled its payment obligations under the Contract Documents, the Contractor shall defend and indemnify the Owner from all loss, liability, damage or expense, including reasonable attorney's fees and litigation expenses, arising out of any lien claim or other claim for payment by any Subcontractor or supplier of any tier. Upon receipt of notice of a lien claim or other claim for payment, the Owner shall notify the Contractor. If approved by the applicable court, when required, the Contractor may substitute a surety bond for the property against which the lien or other claim for payment has been asserted.

§ 9.7 Failure of Payment

If the Architect does not issue a Certificate for Payment, through no fault of the Contractor, within seven days after receipt of the Contractor's Application for Payment, or if the Owner does not pay the Contractor within seven days after the date established in the Contract Documents, the amount certified by the Architect or awarded by binding dispute resolution, then the Contractor may, upon seven additional days' notice to the Owner and Architect, stop the Work until payment of the amount owing has been received. The Contract Time shall be extended appropriately and the Contract Sum shall be increased by the amount of the Contractor's reasonable costs of shutdown, delay and start-up, plus interest as provided for in the Contract Documents.

§ 9.8 Substantial Completion

§ 9.8.1 Substantial Completion is the stage in the progress of the Work when the Work or designated portion thereof is sufficiently complete in accordance with the Contract Documents so that the Owner can occupy or utilize the Work for its intended use.

§ 9.8.2 When the Contractor considers that the Work, or a portion thereof which the Owner agrees to accept separately, is substantially complete, the Contractor shall prepare and submit to the Architect a comprehensive list of items to be completed or corrected prior to final payment. Failure to include an item on such list does not alter the responsibility of the Contractor to complete all Work in accordance with the Contract Documents.

§ 9.8.3 Upon receipt of the Contractor's list, the Architect will make an inspection to determine whether the Work or designated portion thereof is substantially complete. If the Architect's inspection discloses any item, whether or not included on the Contractor's list, which is not sufficiently complete in accordance with the Contract Documents so that the Owner can occupy or utilize the Work or designated portion thereof for its intended use, the Contractor shall, before issuance of the Certificate of Substantial Completion, complete or correct such item upon notification by the Architect. In such case, the Contractor shall then submit a request for another inspection by the Architect to determine Substantial Completion.

§ 9.8.4 When the Work or designated portion thereof is substantially complete, the Architect will prepare a Certificate of Substantial Completion that shall establish the date of Substantial Completion; establish responsibilities of the Owner and Contractor for security, maintenance, heat, utilities, damage to the Work and insurance; and fix the time within which the Contractor shall finish all items on the list accompanying the Certificate. Warranties required by the Contract Documents shall commence on the date of Substantial Completion of the Work or designated portion thereof unless otherwise provided in the Certificate of Substantial Completion.

§ 9.8.5 The Certificate of Substantial Completion shall be submitted to the Owner and Contractor for their written acceptance of responsibilities assigned to them in the Certificate. Upon such acceptance, and consent of surety if any, the Owner shall make payment of retainage applying to the Work or designated portion thereof. Such payment shall be adjusted for Work that is incomplete or not in accordance with the requirements of the Contract Documents.

§ 9.9 Partial Occupancy or Use

§ 9.9.1 The Owner may occupy or use any completed or partially completed portion of the Work at any stage when such portion is designated by separate agreement with the Contractor, provided such occupancy or use is consented to by the insurer and authorized by public authorities having jurisdiction over the Project. Such partial occupancy or use may commence whether or not the portion is substantially complete, provided the Owner and Contractor have accepted in writing the responsibilities assigned to each of them for payments, retainage, if any, security, maintenance, heat, utilities, damage to the Work and insurance, and have agreed in writing concerning the period for correction of the Work and commencement of warranties required by the Contract Documents. When the Contractor considers a portion substantially complete, the Contractor shall prepare and submit a list to the Architect as provided under Section 9.8.2. Consent of the Contractor to partial occupancy or use shall not be unreasonably withheld. The stage of the progress of the Work shall be determined by written agreement between the Owner and Contractor or, if no agreement is reached, by decision of the Architect.

§ 9.9.2 Immediately prior to such partial occupancy or use, the Owner, Contractor, and Architect shall jointly inspect the area to be occupied or portion of the Work to be used in order to determine and record the condition of the Work.

§ 9.9.3 Unless otherwise agreed upon, partial occupancy or use of a portion or portions of the Work shall not constitute acceptance of Work not complying with the requirements of the Contract Documents.

§ 9.10 Final Completion and Final Payment

§ 9.10.1 Upon receipt of the Contractor's notice that the Work is ready for final inspection and acceptance and upon receipt of a final Application for Payment, the Architect will promptly make such inspection. When the Architect finds the Work acceptable under the Contract Documents and the Contract fully performed, the Architect will promptly issue a final Certificate for Payment stating that to the best of the Architect's knowledge, information and belief, and on the basis of the Architect's on-site visits and inspections, the Work has been completed in accordance with the Contract Documents and that the entire balance found to be due the Contractor and noted in the final Certificate is due and payable. The Architect's final Certificate for Payment will constitute a further representation that conditions listed in Section 9.10.2 as precedent to the Contractor's being entitled to final payment have been fulfilled.

§ 9.10.2 Neither final payment nor any remaining retained percentage shall become due until the Contractor submits to the Architect (1) an affidavit that payrolls, bills for materials and equipment, and other indebtedness connected with the Work for which the Owner or the Owner's property might be responsible or encumbered (less amounts withheld by Owner) have been paid or otherwise satisfied, (2) a certificate evidencing that insurance required by the Contract Documents to remain in force after final payment is currently in effect, (3) a written statement that the Contractor knows of no reason that the insurance will not be renewable to cover the period required by the Contract Documents, (4) consent of surety, if any, to final payment, (5) documentation of any special warranties, such as manufacturers' warranties or specific Subcontractor warranties, and (6) if required by the Owner, other data establishing payment or satisfaction of obligations, such as receipts and releases and waivers of liens, claims, security interests, or encumbrances arising out of the Contract, to the extent and in such form as may be designated by the Owner. If a Subcontractor refuses to furnish a release or waiver required by the Owner, the Contractor may furnish a bond satisfactory to the Owner to indemnify the Owner against such lien, claim, security interest, or encumbrance. If a lien, claim, security interest, or encumbrance remains unsatisfied after payments are made, the Contractor shall refund to the Owner all money that the Owner may be compelled to pay in discharging the lien, claim, security interest, or encumbrance, including all costs and reasonable attorneys' fees.

§ 9.10.3 If, after Substantial Completion of the Work, final completion thereof is materially delayed through no fault of the Contractor or by issuance of Change Orders affecting final completion, and the Architect so confirms, the Owner shall, upon application by the Contractor and certification by the Architect, and without terminating the Contract, make payment of the balance due for that portion of the Work fully completed, corrected, and accepted. If the remaining balance for Work not fully completed or corrected is less than retainage stipulated in the Contract Documents, and if bonds have been furnished, the written consent of the surety to payment of the balance due for that portion of the Work fully completed and accepted shall be submitted by the Contractor to the Architect prior to certification of such payment. Such payment shall be made under terms and conditions governing final payment, except that it shall not constitute a waiver of Claims.

§ 9.10.4 The making of final payment shall constitute a waiver of Claims by the Owner except those arising from

- .1 liens, Claims, security interests, or encumbrances arising out of the Contract and unsettled;
- .2 failure of the Work to comply with the requirements of the Contract Documents;
- .3 terms of special warranties required by the Contract Documents; or
- .4 audits performed by the Owner, if permitted by the Contract Documents, after final payment.

§ 9.10.5 Acceptance of final payment by the Contractor, a Subcontractor, or a supplier, shall constitute a waiver of claims by that payee except those previously made in writing and identified by that payee as unsettled at the time of final Application for Payment.

ARTICLE 10 PROTECTION OF PERSONS AND PROPERTY

§ 10.1 Safety Precautions and Programs

The Contractor shall be responsible for initiating, maintaining, and supervising all safety precautions and programs in connection with the performance of the Contract.

§ 10.2 Safety of Persons and Property

§ 10.2.1 The Contractor shall take reasonable precautions for safety of, and shall provide reasonable protection to prevent damage, injury, or loss to

Init.

/

- .1 employees on the Work and other persons who may be affected thereby;
- .2 the Work and materials and equipment to be incorporated therein, whether in storage on or off the site, under care, custody, or control of the Contractor, a Subcontractor, or a Sub-subcontractor; and
- .3 other property at the site or adjacent thereto, such as trees, shrubs, lawns, walks, pavements, roadways, structures, and utilities not designated for removal, relocation, or replacement in the course of construction.

§ 10.2.2 The Contractor shall comply with, and give notices required by applicable laws, statutes, ordinances, codes, rules and regulations, and lawful orders of public authorities, bearing on safety of persons or property or their protection from damage, injury, or loss.

§ 10.2.3 The Contractor shall implement, erect, and maintain, as required by existing conditions and performance of the Contract, reasonable safeguards for safety and protection, including posting danger signs and other warnings against hazards; promulgating safety regulations; and notifying the owners and users of adjacent sites and utilities of the safeguards.

§ 10.2.4 When use or storage of explosives or other hazardous materials or equipment, or unusual methods are necessary for execution of the Work, the Contractor shall exercise utmost care and carry on such activities under supervision of properly qualified personnel.

§ 10.2.5 The Contractor shall promptly remedy damage and loss (other than damage or loss insured under property insurance required by the Contract Documents) to property referred to in Sections 10.2.1.2 and 10.2.1.3 caused in whole or in part by the Contractor, a Subcontractor, a Sub-subcontractor, or anyone directly or indirectly employed by any of them, or by anyone for whose acts they may be liable and for which the Contractor is responsible under Sections 10.2.1.2 and 10.2.1.3. The Contractor may make a Claim for the cost to remedy the damage or loss to the extent such damage or loss is attributable to acts or omissions of the Owner or Architect or anyone directly or indirectly employed by either of them, or by anyone for whose acts either of them may be liable, and not attributable to the fault or negligence of the Contractor. The foregoing obligations of the Contractor are in addition to the Contractor's obligations under Section 3.18.

§ 10.2.6 The Contractor shall designate a responsible member of the Contractor's organization at the site whose duty shall be the prevention of accidents. This person shall be the Contractor's superintendent unless otherwise designated by the Contractor in writing to the Owner and Architect.

§ 10.2.7 The Contractor shall not permit any part of the construction or site to be loaded so as to cause damage or create an unsafe condition.

§ 10.2.8 Injury or Damage to Person or Property

If either party suffers injury or damage to person or property because of an act or omission of the other party, or of others for whose acts such party is legally responsible, notice of the injury or damage, whether or not insured, shall be given to the other party within a reasonable time not exceeding 21 days after discovery. The notice shall provide sufficient detail to enable the other party to investigate the matter.

§ 10.3 Hazardous Materials and Substances

§ 10.3.1 The Contractor is responsible for compliance with any requirements included in the Contract Documents regarding hazardous materials or substances. If the Contractor encounters a hazardous material or substance not addressed in the Contract Documents and if reasonable precautions will be inadequate to prevent foreseeable bodily injury or death to persons resulting from a material or substance, including but not limited to asbestos or polychlorinated biphenyl (PCB), encountered on the site by the Contractor, the Contractor shall, upon recognizing the condition, immediately stop Work in the affected area and notify the Owner and Architect of the condition.

§ 10.3.2 Upon receipt of the Contractor's notice, the Owner shall obtain the services of a licensed laboratory to verify the presence or absence of the material or substance reported by the Contractor and, in the event such material or substance is found to be present, to cause it to be rendered harmless. Unless otherwise required by the Contract Documents, the Owner shall furnish in writing to the Contractor and Architect the names and qualifications of persons or entities who are to perform tests verifying the presence or absence of the material or substance or who are to perform the task of removal or safe containment of the material or substance. The Contractor and the Architect will

promptly reply to the Owner in writing stating whether or not either has reasonable objection to the persons or entities proposed by the Owner. If either the Contractor or Architect has an objection to a person or entity proposed by the Owner, the Owner shall propose another to whom the Contractor and the Architect have no reasonable objection. When the material or substance has been rendered harmless, Work in the affected area shall resume upon written agreement of the Owner and Contractor. By Change Order, the Contract Time shall be extended appropriately and the Contract Sum shall be increased by the amount of the Contractor's reasonable additional costs of shutdown, delay, and start-up.

§ 10.3.3 To the fullest extent permitted by law, the Owner shall indemnify and hold harmless the Contractor, Subcontractors, Architect, Architect's consultants, and agents and employees of any of them from and against claims, damages, losses, and expenses, including but not limited to attorneys' fees, arising out of or resulting from performance of the Work in the affected area if in fact the material or substance presents the risk of bodily injury or death as described in Section 10.3.1 and has not been rendered harmless, provided that such claim, damage, loss, or expense is attributable to bodily injury, sickness, disease or death, or to injury to or destruction of tangible property (other than the Work itself), except to the extent that such damage, loss, or expense is due to the fault or negligence of the party seeking indemnity.

§ 10.3.4 The Owner shall not be responsible under this Section 10.3 for hazardous materials or substances the Contractor brings to the site unless such materials or substances are required by the Contract Documents. The Owner shall be responsible for hazardous materials or substances required by the Contract Documents, except to the extent of the Contractor's fault or negligence in the use and handling of such materials or substances.

§ 10.3.5 The Contractor shall reimburse the Owner for the cost and expense the Owner incurs (1) for remediation of hazardous materials or substances the Contractor brings to the site and negligently handles, or (2) where the Contractor fails to perform its obligations under Section 10.3.1, except to the extent that the cost and expense are due to the Owner's fault or negligence.

§ 10.3.6 If, without negligence on the part of the Contractor, the Contractor is held liable by a government agency for the cost of remediation of a hazardous material or substance solely by reason of performing Work as required by the Contract Documents, the Owner shall reimburse the Contractor for all cost and expense thereby incurred.

§ 10.4 Emergencies

In an emergency affecting safety of persons or property, the Contractor shall act, at the Contractor's discretion, to prevent threatened damage, injury, or loss. Additional compensation or extension of time claimed by the Contractor on account of an emergency shall be determined as provided in Article 15 and Article 7.

ARTICLE 11 INSURANCE AND BONDS

§ 11.1 Contractor's Insurance and Bonds

§ 11.1.1 The Contractor shall purchase and maintain insurance of the types and limits of liability, containing the endorsements, and subject to the terms and conditions, as described in the Agreement or elsewhere in the Contract Documents. The Contractor shall purchase and maintain the required insurance from an insurance company or insurance companies lawfully authorized to issue insurance in the jurisdiction where the Project is located. The Owner, Architect, and Architect's consultants shall be named as additional insureds under the Contractor's commercial general liability policy or as otherwise described in the Contract Documents.

§ 11.1.2 The Contractor shall provide surety bonds of the types, for such penal sums, and subject to such terms and conditions as required by the Contract Documents. The Contractor shall purchase and maintain the required bonds from a company or companies lawfully authorized to issue surety bonds in the jurisdiction where the Project is located.

§ 11.1.3 Upon the request of any person or entity appearing to be a potential beneficiary of bonds covering payment of obligations arising under the Contract, the Contractor shall promptly furnish a copy of the bonds or shall authorize a copy to be furnished.

§ 11.1.4 Notice of Cancellation or Expiration of Contractor's Required Insurance. Within three (3) business days of the date the Contractor becomes aware of an impending or actual cancellation or expiration of any insurance required by the Contract Documents, the Contractor shall provide notice to the Owner of such impending or actual cancellation or expiration. Upon receipt of notice from the Contractor, the Owner shall, unless the lapse in coverage arises from an act

or omission of the Owner, have the right to stop the Work until the lapse in coverage has been cured by the procurement of replacement coverage by the Contractor. The furnishing of notice by the Contractor shall not relieve the Contractor of any contractual obligation to provide any required coverage.

§ 11.2 Owner's Insurance

§ 11.2.1 The Owner shall purchase and maintain insurance of the types and limits of liability, containing the endorsements, and subject to the terms and conditions, as described in the Agreement or elsewhere in the Contract Documents. The Owner shall purchase and maintain the required insurance from an insurance company or insurance companies lawfully authorized to issue insurance in the jurisdiction where the Project is located.

§ 11.2.2 **Failure to Purchase Required Property Insurance.** If the Owner fails to purchase and maintain the required property insurance, with all of the coverages and in the amounts described in the Agreement or elsewhere in the Contract Documents, the Owner shall inform the Contractor in writing prior to commencement of the Work. Upon receipt of notice from the Owner, the Contractor may delay commencement of the Work and may obtain insurance that will protect the interests of the Contractor, Subcontractors, and Sub-Subcontractors in the Work. When the failure to provide coverage has been cured or resolved, the Contract Sum and Contract Time shall be equitably adjusted. In the event the Owner fails to procure coverage, the Owner waives all rights against the Contractor, Subcontractors, and Sub-subcontractors to the extent the loss to the Owner would have been covered by the insurance to have been procured by the Owner. The cost of the insurance shall be charged to the Owner by a Change Order. If the Owner does not provide written notice, and the Contractor is damaged by the failure or neglect of the Owner to purchase or maintain the required insurance, the Owner shall reimburse the Contractor for all reasonable costs and damages attributable thereto.

§ 11.2.3 **Notice of Cancellation or Expiration of Owner's Required Property Insurance.** Within three (3) business days of the date the Owner becomes aware of an impending or actual cancellation or expiration of any property insurance required by the Contract Documents, the Owner shall provide notice to the Contractor of such impending or actual cancellation or expiration. Unless the lapse in coverage arises from an act or omission of the Contractor: (1) the Contractor, upon receipt of notice from the Owner, shall have the right to stop the Work until the lapse in coverage has been cured by the procurement of replacement coverage by either the Owner or the Contractor; (2) the Contract Time and Contract Sum shall be equitably adjusted; and (3) the Owner waives all rights against the Contractor, Subcontractors, and Sub-subcontractors to the extent any loss to the Owner would have been covered by the insurance had it not expired or been cancelled. If the Contractor purchases replacement coverage, the cost of the insurance shall be charged to the Owner by an appropriate Change Order. The furnishing of notice by the Owner shall not relieve the Owner of any contractual obligation to provide required insurance.

§ 11.3 Waivers of Subrogation

§ 11.3.1 The Owner and Contractor waive all rights against (1) each other and any of their subcontractors, sub-subcontractors, agents, and employees, each of the other; (2) the Architect and Architect's consultants; and (3) Separate Contractors, if any, and any of their subcontractors, sub-subcontractors, agents, and employees, for damages caused by fire, or other causes of loss, to the extent those losses are covered by property insurance required by the Agreement or other property insurance applicable to the Project, except such rights as they have to proceeds of such insurance. The Owner or Contractor, as appropriate, shall require similar written waivers in favor of the individuals and entities identified above from the Architect, Architect's consultants, Separate Contractors, subcontractors, and sub-subcontractors. The policies of insurance purchased and maintained by each person or entity agreeing to waive claims pursuant to this section 11.3.1 shall not prohibit this waiver of subrogation. This waiver of subrogation shall be effective as to a person or entity (1) even though that person or entity would otherwise have a duty of indemnification, contractual or otherwise, (2) even though that person or entity did not pay the insurance premium directly or indirectly, or (3) whether or not the person or entity had an insurable interest in the damaged property.

§ 11.3.2 If during the Project construction period the Owner insures properties, real or personal or both, at or adjacent to the site by property insurance under policies separate from those insuring the Project, or if after final payment property insurance is to be provided on the completed Project through a policy or policies other than those insuring the Project during the construction period, to the extent permissible by such policies, the Owner waives all rights in accordance with the terms of Section 11.3.1 for damages caused by fire or other causes of loss covered by this separate property insurance.

§ 11.4 Loss of Use, Business Interruption, and Delay in Completion Insurance

The Owner, at the Owner's option, may purchase and maintain insurance that will protect the Owner against loss of use of the Owner's property, or the inability to conduct normal operations, due to fire or other causes of loss. The Owner waives all rights of action against the Contractor and Architect for loss of use of the Owner's property, due to fire or other hazards however caused.

§11.5 Adjustment and Settlement of Insured Loss

§ 11.5.1 A loss insured under the property insurance required by the Agreement shall be adjusted by the Owner as fiduciary and made payable to the Owner as fiduciary for the insureds, as their interests may appear, subject to requirements of any applicable mortgagee clause and of Section 11.5.2. The Owner shall pay the Architect and Contractor their just shares of insurance proceeds received by the Owner, and by appropriate agreements the Architect and Contractor shall make payments to their consultants and Subcontractors in similar manner.

§ 11.5.2 Prior to settlement of an insured loss, the Owner shall notify the Contractor of the terms of the proposed settlement as well as the proposed allocation of the insurance proceeds. The Contractor shall have 14 days from receipt of notice to object to the proposed settlement or allocation of the proceeds. If the Contractor does not object, the Owner shall settle the loss and the Contractor shall be bound by the settlement and allocation. Upon receipt, the Owner shall deposit the insurance proceeds in a separate account and make the appropriate distributions. Thereafter, if no other agreement is made or the Owner does not terminate the Contract for convenience, the Owner and Contractor shall execute a Change Order for reconstruction of the damaged or destroyed Work in the amount allocated for that purpose. If the Contractor timely objects to either the terms of the proposed settlement or the allocation of the proceeds, the Owner may proceed to settle the insured loss, and any dispute between the Owner and Contractor arising out of the settlement or allocation of the proceeds shall be resolved pursuant to Article 15. Pending resolution of any dispute, the Owner may issue a Construction Change Directive for the reconstruction of the damaged or destroyed Work.

ARTICLE 12 UNCOVERING AND CORRECTION OF WORK

§ 12.1 Uncovering of Work

§ 12.1.1 If a portion of the Work is covered contrary to the Architect's request or to requirements specifically expressed in the Contract Documents, it must, if requested in writing by the Architect, be uncovered for the Architect's examination and be replaced at the Contractor's expense without change in the Contract Time.

§ 12.1.2 If a portion of the Work has been covered that the Architect has not specifically requested to examine prior to its being covered, the Architect may request to see such Work and it shall be uncovered by the Contractor. If such Work is in accordance with the Contract Documents, the Contractor shall be entitled to an equitable adjustment to the Contract Sum and Contract Time as may be appropriate. If such Work is not in accordance with the Contract Documents, the costs of uncovering the Work, and the cost of correction, shall be at the Contractor's expense.

§ 12.2 Correction of Work

§ 12.2.1 Before Substantial Completion

The Contractor shall promptly correct Work rejected by the Architect or failing to conform to the requirements of the Contract Documents, discovered before Substantial Completion and whether or not fabricated, installed or completed. Costs of correcting such rejected Work, including additional testing and inspections, the cost of uncovering and replacement, and compensation for the Architect's services and expenses made necessary thereby, shall be at the Contractor's expense.

§ 12.2.2 After Substantial Completion

§ 12.2.2.1 In addition to the Contractor's obligations under Section 3.5, if, within one year after the date of Substantial Completion of the Work or designated portion thereof or after the date for commencement of warranties established under Section 9.9.1, or by terms of any applicable special warranty required by the Contract Documents, any of the Work is found to be not in accordance with the requirements of the Contract Documents, the Contractor shall correct it promptly after receipt of notice from the Owner to do so, unless the Owner has previously given the Contractor a written acceptance of such condition. The Owner shall give such notice promptly after discovery of the condition. During the one-year period for correction of Work, if the Owner fails to notify the Contractor and give the Contractor an opportunity to make the correction, the Owner waives the rights to require correction by the Contractor and to make a claim for breach of warranty. If the Contractor fails to correct nonconforming Work within a reasonable time during that period after receipt of notice from the Owner or Architect, the Owner may correct it in accordance with Section 2.5.

§ 12.2.2.2 The one-year period for correction of Work shall be extended with respect to portions of Work first performed after Substantial Completion by the period of time between Substantial Completion and the actual completion of that portion of the Work.

§ 12.2.2.3 The one-year period for correction of Work shall not be extended by corrective Work performed by the Contractor pursuant to this Section 12.2.

§ 12.2.3 The Contractor shall remove from the site portions of the Work that are not in accordance with the requirements of the Contract Documents and are neither corrected by the Contractor nor accepted by the Owner.

§ 12.2.4 The Contractor shall bear the cost of correcting destroyed or damaged construction of the Owner or Separate Contractors, whether completed or partially completed, caused by the Contractor's correction or removal of Work that is not in accordance with the requirements of the Contract Documents.

§ 12.2.5 Nothing contained in this Section 12.2 shall be construed to establish a period of limitation with respect to other obligations the Contractor has under the Contract Documents. Establishment of the one-year period for correction of Work as described in Section 12.2.2 relates only to the specific obligation of the Contractor to correct the Work, and has no relationship to the time within which the obligation to comply with the Contract Documents may be sought to be enforced, nor to the time within which proceedings may be commenced to establish the Contractor's liability with respect to the Contractor's obligations other than specifically to correct the Work.

§ 12.3 Acceptance of Nonconforming Work

If the Owner prefers to accept Work that is not in accordance with the requirements of the Contract Documents, the Owner may do so instead of requiring its removal and correction, in which case the Contract Sum will be reduced as appropriate and equitable. Such adjustment shall be effected whether or not final payment has been made.

ARTICLE 13 MISCELLANEOUS PROVISIONS

§ 13.1 Governing Law

The Contract shall be governed by the law of the place where the Project is located, excluding that jurisdiction's choice of law rules. If the parties have selected arbitration as the method of binding dispute resolution, the Federal Arbitration Act shall govern Section 15.4.

§ 13.2 Successors and Assigns

§ 13.2.1 The Owner and Contractor respectively bind themselves, their partners, successors, assigns, and legal representatives to covenants, agreements, and obligations contained in the Contract Documents. Except as provided in Section 13.2.2, neither party to the Contract shall assign the Contract as a whole without written consent of the other. If either party attempts to make an assignment without such consent, that party shall nevertheless remain legally responsible for all obligations under the Contract.

§ 13.2.2 The Owner may, without consent of the Contractor, assign the Contract to a lender providing construction financing for the Project, if the lender assumes the Owner's rights and obligations under the Contract Documents. The Contractor shall execute all consents reasonably required to facilitate the assignment.

§ 13.3 Rights and Remedies

§ 13.3.1 Duties and obligations imposed by the Contract Documents and rights and remedies available thereunder shall be in addition to and not a limitation of duties, obligations, rights, and remedies otherwise imposed or available by law.

§ 13.3.2 No action or failure to act by the Owner, Architect, or Contractor shall constitute a waiver of a right or duty afforded them under the Contract, nor shall such action or failure to act constitute approval of or acquiescence in a breach thereunder, except as may be specifically agreed upon in writing.

§ 13.4 Tests and Inspections

§ 13.4.1 Tests, inspections, and approvals of portions of the Work shall be made as required by the Contract Documents and by applicable laws, statutes, ordinances, codes, rules, and regulations or lawful orders of public authorities. Unless otherwise provided, the Contractor shall make arrangements for such tests, inspections, and

approvals with an independent testing laboratory or entity acceptable to the Owner, or with the appropriate public authority, and shall bear all related costs of tests, inspections, and approvals. The Contractor shall give the Architect timely notice of when and where tests and inspections are to be made so that the Architect may be present for such procedures. The Owner shall bear costs of tests, inspections, or approvals that do not become requirements until after bids are received or negotiations concluded. The Owner shall directly arrange and pay for tests, inspections, or approvals where building codes or applicable laws or regulations so require.

§ 13.4.2 If the Architect, Owner, or public authorities having jurisdiction determine that portions of the Work require additional testing, inspection, or approval not included under Section 13.4.1, the Architect will, upon written authorization from the Owner, instruct the Contractor to make arrangements for such additional testing, inspection, or approval, by an entity acceptable to the Owner, and the Contractor shall give timely notice to the Architect of when and where tests and inspections are to be made so that the Architect may be present for such procedures. Such costs, except as provided in Section 13.4.3, shall be at the Owner's expense.

§ 13.4.3 If procedures for testing, inspection, or approval under Sections 13.4.1 and 13.4.2 reveal failure of the portions of the Work to comply with requirements established by the Contract Documents, all costs made necessary by such failure, including those of repeated procedures and compensation for the Architect's services and expenses, shall be at the Contractor's expense.

§ 13.4.4 Required certificates of testing, inspection, or approval shall, unless otherwise required by the Contract Documents, be secured by the Contractor and promptly delivered to the Architect.

§ 13.4.5 If the Architect is to observe tests, inspections, or approvals required by the Contract Documents, the Architect will do so promptly and, where practicable, at the normal place of testing.

§ 13.4.6 Tests or inspections conducted pursuant to the Contract Documents shall be made promptly to avoid unreasonable delay in the Work.

§ 13.5 Interest

Payments due and unpaid under the Contract Documents shall bear interest from the date payment is due at the rate the parties agree upon in writing or, in the absence thereof, at the legal rate prevailing from time to time at the place where the Project is located.

ARTICLE 14 TERMINATION OR SUSPENSION OF THE CONTRACT

§ 14.1 Termination by the Contractor

§ 14.1.1 The Contractor may terminate the Contract if the Work is stopped for a period of 30 consecutive days through no act or fault of the Contractor, a Subcontractor, a Sub-subcontractor, their agents or employees, or any other persons or entities performing portions of the Work, for any of the following reasons:

- .1 Issuance of an order of a court or other public authority having jurisdiction that requires all Work to be stopped;
- .2 An act of government, such as a declaration of national emergency, that requires all Work to be stopped;
- .3 Because the Architect has not issued a Certificate for Payment and has not notified the Contractor of the reason for withholding certification as provided in Section 9.4.1, or because the Owner has not made payment on a Certificate for Payment within the time stated in the Contract Documents; or
- .4 The Owner has failed to furnish to the Contractor reasonable evidence as required by Section 2.2.

§ 14.1.2 The Contractor may terminate the Contract if, through no act or fault of the Contractor, a Subcontractor, a Sub-subcontractor, their agents or employees, or any other persons or entities performing portions of the Work, repeated suspensions, delays, or interruptions of the entire Work by the Owner as described in Section 14.3, constitute in the aggregate more than 100 percent of the total number of days scheduled for completion, or 120 days in any 365-day period, whichever is less.

§ 14.1.3 If one of the reasons described in Section 14.1.1 or 14.1.2 exists, the Contractor may, upon seven days' notice to the Owner and Architect, terminate the Contract and recover from the Owner payment for Work executed, as well as reasonable overhead and profit on Work not executed, and costs incurred by reason of such termination.

§ 14.1.4 If the Work is stopped for a period of 60 consecutive days through no act or fault of the Contractor, a Subcontractor, a Sub-subcontractor, or their agents or employees or any other persons or entities performing portions of the Work because the Owner has repeatedly failed to fulfill the Owner's obligations under the Contract Documents with respect to matters important to the progress of the Work, the Contractor may, upon seven additional days' notice to the Owner and the Architect, terminate the Contract and recover from the Owner as provided in Section 14.1.3.

§ 14.2 Termination by the Owner for Cause

§ 14.2.1 The Owner may terminate the Contract if the Contractor

- .1 repeatedly refuses or fails to supply enough properly skilled workers or proper materials;
- .2 fails to make payment to Subcontractors or suppliers in accordance with the respective agreements between the Contractor and the Subcontractors or suppliers;
- .3 repeatedly disregards applicable laws, statutes, ordinances, codes, rules and regulations, or lawful orders of a public authority; or
- .4 otherwise is guilty of substantial breach of a provision of the Contract Documents.

§ 14.2.2 When any of the reasons described in Section 14.2.1 exist, and upon certification by the Architect that sufficient cause exists to justify such action, the Owner may, without prejudice to any other rights or remedies of the Owner and after giving the Contractor and the Contractor's surety, if any, seven days' notice, terminate employment of the Contractor and may, subject to any prior rights of the surety:

- .1 Exclude the Contractor from the site and take possession of all materials, equipment, tools, and construction equipment and machinery thereon owned by the Contractor;
- .2 Accept assignment of subcontracts pursuant to Section 5.4; and
- .3 Finish the Work by whatever reasonable method the Owner may deem expedient. Upon written request of the Contractor, the Owner shall furnish to the Contractor a detailed accounting of the costs incurred by the Owner in finishing the Work.

§ 14.2.3 When the Owner terminates the Contract for one of the reasons stated in Section 14.2.1, the Contractor shall not be entitled to receive further payment until the Work is finished.

§ 14.2.4 If the unpaid balance of the Contract Sum exceeds costs of finishing the Work, including compensation for the Architect's services and expenses made necessary thereby, and other damages incurred by the Owner and not expressly waived, such excess shall be paid to the Contractor. If such costs and damages exceed the unpaid balance, the Contractor shall pay the difference to the Owner. The amount to be paid to the Contractor or Owner, as the case may be, shall be certified by the Initial Decision Maker, upon application, and this obligation for payment shall survive termination of the Contract.

§ 14.3 Suspension by the Owner for Convenience

§ 14.3.1 The Owner may, without cause, order the Contractor in writing to suspend, delay or interrupt the Work, in whole or in part for such period of time as the Owner may determine.

§ 14.3.2 The Contract Sum and Contract Time shall be adjusted for increases in the cost and time caused by suspension, delay, or interruption under Section 14.3.1. Adjustment of the Contract Sum shall include profit. No adjustment shall be made to the extent

- .1 that performance is, was, or would have been, so suspended, delayed, or interrupted, by another cause for which the Contractor is responsible; or
- .2 that an equitable adjustment is made or denied under another provision of the Contract.

§ 14.4 Termination by the Owner for Convenience

§ 14.4.1 The Owner may, at any time, terminate the Contract for the Owner's convenience and without cause.

§ 14.4.2 Upon receipt of notice from the Owner of such termination for the Owner's convenience, the Contractor shall

- .1 cease operations as directed by the Owner in the notice;
- .2 take actions necessary, or that the Owner may direct, for the protection and preservation of the Work; and
- .3 except for Work directed to be performed prior to the effective date of termination stated in the notice, terminate all existing subcontracts and purchase orders and enter into no further subcontracts and purchase orders.

§ 14.4.3 In case of such termination for the Owner's convenience, the Owner shall pay the Contractor for Work properly executed; costs incurred by reason of the termination, including costs attributable to termination of Subcontracts; and the termination fee, if any, set forth in the Agreement.

ARTICLE 15 CLAIMS AND DISPUTES

§ 15.1 Claims

§ 15.1.1 Definition

A Claim is a demand or assertion by one of the parties seeking, as a matter of right, payment of money, a change in the Contract Time, or other relief with respect to the terms of the Contract. The term "Claim" also includes other disputes and matters in question between the Owner and Contractor arising out of or relating to the Contract. The responsibility to substantiate Claims shall rest with the party making the Claim. This Section 15.1.1 does not require the Owner to file a Claim in order to impose liquidated damages in accordance with the Contract Documents.

§ 15.1.2 Time Limits on Claims

The Owner and Contractor shall commence all Claims and causes of action against the other and arising out of or related to the Contract, whether in contract, tort, breach of warranty or otherwise, in accordance with the requirements of the binding dispute resolution method selected in the Agreement and within the period specified by applicable law, but in any case not more than 10 years after the date of Substantial Completion of the Work. The Owner and Contractor waive all Claims and causes of action not commenced in accordance with this Section 15.1.2.

§ 15.1.3 Notice of Claims

§ 15.1.3.1 Claims by either the Owner or Contractor, where the condition giving rise to the Claim is first discovered prior to expiration of the period for correction of the Work set forth in Section 12.2.2, shall be initiated by notice to the other party and to the Initial Decision Maker with a copy sent to the Architect, if the Architect is not serving as the Initial Decision Maker. Claims by either party under this Section 15.1.3.1 shall be initiated within 21 days after occurrence of the event giving rise to such Claim or within 21 days after the claimant first recognizes the condition giving rise to the Claim, whichever is later.

§ 15.1.3.2 Claims by either the Owner or Contractor, where the condition giving rise to the Claim is first discovered after expiration of the period for correction of the Work set forth in Section 12.2.2, shall be initiated by notice to the other party. In such event, no decision by the Initial Decision Maker is required.

§ 15.1.4 Continuing Contract Performance

§ 15.1.4.1 Pending final resolution of a Claim, except as otherwise agreed in writing or as provided in Section 9.7 and Article 14, the Contractor shall proceed diligently with performance of the Contract and the Owner shall continue to make payments in accordance with the Contract Documents.

§ 15.1.4.2 The Contract Sum and Contract Time shall be adjusted in accordance with the Initial Decision Maker's decision, subject to the right of either party to proceed in accordance with this Article 15. The Architect will issue Certificates for Payment in accordance with the decision of the Initial Decision Maker.

§ 15.1.5 Claims for Additional Cost

If the Contractor wishes to make a Claim for an increase in the Contract Sum, notice as provided in Section 15.1.3 shall be given before proceeding to execute the portion of the Work that is the subject of the Claim. Prior notice is not required for Claims relating to an emergency endangering life or property arising under Section 10.4.

§ 15.1.6 Claims for Additional Time

§ 15.1.6.1 If the Contractor wishes to make a Claim for an increase in the Contract Time, notice as provided in Section 15.1.3 shall be given. The Contractor's Claim shall include an estimate of cost and of probable effect of delay on progress of the Work. In the case of a continuing delay, only one Claim is necessary.

§ 15.1.6.2 If adverse weather conditions are the basis for a Claim for additional time, such Claim shall be documented by data substantiating that weather conditions were abnormal for the period of time, could not have been reasonably anticipated, and had an adverse effect on the scheduled construction.

§ 15.1.7 Waiver of Claims for Consequential Damages

The Contractor and Owner waive Claims against each other for consequential damages arising out of or relating to this Contract. This mutual waiver includes

- .1 damages incurred by the Owner for rental expenses, for losses of use, income, profit, financing, business and reputation, and for loss of management or employee productivity or of the services of such persons; and
- .2 damages incurred by the Contractor for principal office expenses including the compensation of personnel stationed there, for losses of financing, business and reputation, and for loss of profit, except anticipated profit arising directly from the Work.

This mutual waiver is applicable, without limitation, to all consequential damages due to either party's termination in accordance with Article 14. Nothing contained in this Section 15.1.7 shall be deemed to preclude assessment of liquidated damages, when applicable, in accordance with the requirements of the Contract Documents.

§ 15.2 Initial Decision

§ 15.2.1 Claims, excluding those where the condition giving rise to the Claim is first discovered after expiration of the period for correction of the Work set forth in Section 12.2.2 or arising under Sections 10.3, 10.4, and 11.5, shall be referred to the Initial Decision Maker for initial decision. The Architect will serve as the Initial Decision Maker, unless otherwise indicated in the Agreement. Except for those Claims excluded by this Section 15.2.1, an initial decision shall be required as a condition precedent to mediation of any Claim. If an initial decision has not been rendered within 30 days after the Claim has been referred to the Initial Decision Maker, the party asserting the Claim may demand mediation and binding dispute resolution without a decision having been rendered. Unless the Initial Decision Maker and all affected parties agree, the Initial Decision Maker will not decide disputes between the Contractor and persons or entities other than the Owner.

§ 15.2.2 The Initial Decision Maker will review Claims and within ten days of the receipt of a Claim take one or more of the following actions: (1) request additional supporting data from the claimant or a response with supporting data from the other party, (2) reject the Claim in whole or in part, (3) approve the Claim, (4) suggest a compromise, or (5) advise the parties that the Initial Decision Maker is unable to resolve the Claim if the Initial Decision Maker lacks sufficient information to evaluate the merits of the Claim or if the Initial Decision Maker concludes that, in the Initial Decision Maker's sole discretion, it would be inappropriate for the Initial Decision Maker to resolve the Claim.

§ 15.2.3 In evaluating Claims, the Initial Decision Maker may, but shall not be obligated to, consult with or seek information from either party or from persons with special knowledge or expertise who may assist the Initial Decision Maker in rendering a decision. The Initial Decision Maker may request the Owner to authorize retention of such persons at the Owner's expense.

§ 15.2.4 If the Initial Decision Maker requests a party to provide a response to a Claim or to furnish additional supporting data, such party shall respond, within ten days after receipt of the request, and shall either (1) provide a response on the requested supporting data, (2) advise the Initial Decision Maker when the response or supporting data will be furnished, or (3) advise the Initial Decision Maker that no supporting data will be furnished. Upon receipt of the response or supporting data, if any, the Initial Decision Maker will either reject or approve the Claim in whole or in part.

§ 15.2.5 The Initial Decision Maker will render an initial decision approving or rejecting the Claim, or indicating that the Initial Decision Maker is unable to resolve the Claim. This initial decision shall (1) be in writing; (2) state the reasons therefor; and (3) notify the parties and the Architect, if the Architect is not serving as the Initial Decision Maker, of any change in the Contract Sum or Contract Time or both. The initial decision shall be final and binding on the parties but subject to mediation and, if the parties fail to resolve their dispute through mediation, to binding dispute resolution.

§ 15.2.6 Either party may file for mediation of an initial decision at any time, subject to the terms of Section 15.2.6.1.

§ 15.2.6.1 Either party may, within 30 days from the date of receipt of an initial decision, demand in writing that the other party file for mediation. If such a demand is made and the party receiving the demand fails to file for mediation within 30 days after receipt thereof, then both parties waive their rights to mediate or pursue binding dispute resolution proceedings with respect to the initial decision.

§ 15.2.7 In the event of a Claim against the Contractor, the Owner may, but is not obligated to, notify the surety, if any, of the nature and amount of the Claim. If the Claim relates to a possibility of a Contractor's default, the Owner may, but is not obligated to, notify the surety and request the surety's assistance in resolving the controversy.

§ 15.2.8 If a Claim relates to or is the subject of a mechanic's lien, the party asserting such Claim may proceed in accordance with applicable law to comply with the lien notice or filing deadlines.

§ 15.3 Mediation

§ 15.3.1 Claims, disputes, or other matters in controversy arising out of or related to the Contract, except those waived as provided for in Sections 9.10.4, 9.10.5, and 15.1.7, shall be subject to mediation as a condition precedent to binding dispute resolution.

§ 15.3.2 The parties shall endeavor to resolve their Claims by mediation which, unless the parties mutually agree otherwise, shall be administered by the American Arbitration Association in accordance with its Construction Industry Mediation Procedures in effect on the date of the Agreement. A request for mediation shall be made in writing, delivered to the other party to the Contract, and filed with the person or entity administering the mediation. The request may be made concurrently with the filing of binding dispute resolution proceedings but, in such event, mediation shall proceed in advance of binding dispute resolution proceedings, which shall be stayed pending mediation for a period of 60 days from the date of filing, unless stayed for a longer period by agreement of the parties or court order. If an arbitration is stayed pursuant to this Section 15.3.2, the parties may nonetheless proceed to the selection of the arbitrator(s) and agree upon a schedule for later proceedings.

§ 15.3.3 Either party may, within 30 days from the date that mediation has been concluded without resolution of the dispute or 60 days after mediation has been demanded without resolution of the dispute, demand in writing that the other party file for binding dispute resolution. If such a demand is made and the party receiving the demand fails to file for binding dispute resolution within 60 days after receipt thereof, then both parties waive their rights to binding dispute resolution proceedings with respect to the initial decision.

§ 15.3.4 The parties shall share the mediator's fee and any filing fees equally. The mediation shall be held in the place where the Project is located, unless another location is mutually agreed upon. Agreements reached in mediation shall be enforceable as settlement agreements in any court having jurisdiction thereof.

§ 15.4 Arbitration

§ 15.4.1 If the parties have selected arbitration as the method for binding dispute resolution in the Agreement, any Claim subject to, but not resolved by, mediation shall be subject to arbitration which, unless the parties mutually agree otherwise, shall be administered by the American Arbitration Association in accordance with its Construction Industry Arbitration Rules in effect on the date of the Agreement. The Arbitration shall be conducted in the place where the Project is located, unless another location is mutually agreed upon. A demand for arbitration shall be made in writing, delivered to the other party to the Contract, and filed with the person or entity administering the arbitration. The party filing a notice of demand for arbitration must assert in the demand all Claims then known to that party on which arbitration is permitted to be demanded.

§ 15.4.1.1 A demand for arbitration shall be made no earlier than concurrently with the filing of a request for mediation, but in no event shall it be made after the date when the institution of legal or equitable proceedings based on the Claim would be barred by the applicable statute of limitations. For statute of limitations purposes, receipt of a written demand for arbitration by the person or entity administering the arbitration shall constitute the institution of legal or equitable proceedings based on the Claim.

§ 15.4.2 The award rendered by the arbitrator or arbitrators shall be final, and judgment may be entered upon it in accordance with applicable law in any court having jurisdiction thereof.

§ 15.4.3 The foregoing agreement to arbitrate and other agreements to arbitrate with an additional person or entity duly consented to by parties to the Agreement, shall be specifically enforceable under applicable law in any court having jurisdiction thereof.

§ 15.4.4 Consolidation or Joinder

§ 15.4.4.1 Subject to the rules of the American Arbitration Association or other applicable arbitration rules, either party may consolidate an arbitration conducted under this Agreement with any other arbitration to which it is a party provided that (1) the arbitration agreement governing the other arbitration permits consolidation, (2) the arbitrations to be consolidated substantially involve common questions of law or fact, and (3) the arbitrations employ materially similar procedural rules and methods for selecting arbitrator(s).

§ 15.4.4.2 Subject to the rules of the American Arbitration Association or other applicable arbitration rules, either party may include by joinder persons or entities substantially involved in a common question of law or fact whose presence is required if complete relief is to be accorded in arbitration, provided that the party sought to be joined consents in writing to such joinder. Consent to arbitration involving an additional person or entity shall not constitute consent to arbitration of any claim, dispute or other matter in question not described in the written consent.

§ 15.4.4.3 The Owner and Contractor grant to any person or entity made a party to an arbitration conducted under this Section 15.4, whether by joinder or consolidation, the same rights of joinder and consolidation as those of the Owner and Contractor under this Agreement.



DOCUMENT 007300 - SUPPLEMENTARY CONDITIONS MODIFICATIONS TO GENERAL CONDITIONS

These Supplementary Conditions amend or supplement the General Conditions of the Contract for Construction (AIA Document A201 - 2017) and other provisions of the Contract Documents as indicated below. All provisions that are not so amended or supplemented remain in full force and effect.

Articles and paragraphs herein bear numbers corresponding to those parts of the General Conditions that are being modified. Each modification to the General Conditions of the Contract for Construction made herein corresponds to the part of the General Conditions being modified by these Supplementary Conditions Modifications. The Contractor is responsible to cross-reference each document accordingly.

ARTICLE 1 – GENERAL PROVISIONS

1.1 Basic Definitions

The terms used in these Supplementary Conditions, which are defined in the General Conditions of the Contract for Construction (AIA Document A201 - 2017), have the meanings assigned to them in the General Conditions.

Additional terms used in these Supplementary Conditions have the meanings stated below, which are applicable to both the singular and plural thereof.

- 1.1.9 ARCHITECT/ENGINEER - The person, firm, or corporation named as the ARCHITECT in the Agreement, or the duly appointed employees and representatives of the named ARCHITECT.
- 1.1.10 DIRECTED, REQUIRED, APPROVED, ACCEPTABLE - Whenever these terms or words of like import are used to refer to the Work or its performance, they shall mean direction by, or approval by, or equivalent action of or by the ARCHITECT/ENGINEER. Such direction or approval is subject to the limitations described in Section 4.2 of the General Conditions.
- 1.1.11 FURNISH: To supply necessary materials and equipment at the project site.
- 1.1.12 INSTALL: To place and/or assemble furnished materials and equipment in position for the use intended.
- 1.1.13 PROVIDE: The act of both furnishing and installing.

1.2 Correlation and Intent of the Contract Documents

1.2.1.1 In the event of conflicts or inconsistencies between parts of the Contract Documents, or between the Contract Documents and applicable standards, codes and ordinances, the Contractor shall (1) provide the better quality or greater quantity of work or (2) comply with the more stringent requirements; either or both in accordance with the ARCHITECT/ENGINEER's interpretation. Interpretations will be based on the following priorities:

1. Modifications.
2. The Agreement.
3. Addenda, with those of later date having precedence over those of earlier date.
4. The Supplementary Conditions.
5. The General Conditions of the Contract for Construction.
6. Division 1 of the Specifications.
7. Drawings and Divisions 2-49 of the Specifications.
8. Other documents specifically enumerated in the Agreement as part of the Contract Documents.

- 1.2.1.2 In the case of conflicts or discrepancies between Drawings and Division 2-49 of the Specifications, or within or among the Contract Documents and not clarified by Addendum, the ARCHITECT/ ENGINEER will determine which takes precedence in accordance with subparagraphs 4.2.11, 4.2.12, and 4.2.13.
- 1.2.4 Within the Contract Documents to which each Prime Contractor is responsible, any Work included by reference in any section to another specification section shall be included as Work under the Contract, whether or not it is called for under the Section referred to. Failure to cross-reference such items shall not relieve the Prime Contractor from the obligations to provide such work.

ARTICLE 2 – OWNER

2.1 General

- 2.1.1.1 OWNER has designated a Project Representative to serve as an advisor to Owner and to provide assistance in administering the Contract for Construction between Owner and each Contractor, and to be at the project site on a part-time basis to assist in administration and coordination of the construction phase. The Project Representative shall monitor the CONTRACTOR’s construction schedule and alert the OWNER to conditions that may affect the CONTRACTOR’s ability to complete the work in accordance with the schedule; attend and report to the OWNER on weekly job site meetings and/or pre-installation meetings as required by the Contract Documents; generally observe the systems and equipment testing as required in the Specifications and review nonconforming test results with the CONTRACTOR; review the CONTRACTOR’s on-site copy of the Drawings and other modifications at intervals appropriate to the stage of construction and notify the OWNER of any apparent failure by the CONTRACTOR to maintain up-to-date records; review of CONTRACTOR’s initial requisitions for payment with the ARCHITECT/ENGINEER; maintain a log of observations at the Project site, supplemental instructions and interpretations given to the CONTRACTOR by the ARCHITECT/ENGINEER; and generally enforcing contract requirements.
- 2.1.2 Delete the last sentence in its entirety.

2.2 Evidence of the Owner’s Financial Arrangements

- 2.2.1 Delete subparagraph in its entirety.

2.3 Information and Services Required of the Owner

- 2.3.5.1 In the preparation of Drawings and Specifications, ARCHITECT/ENGINEER or ARCHITECT/ ENGINEER’s Consultants relied upon the following as-found documents of the existing conditions at the project Site:
- None Available.
- 2.3.5.2 Copies of drawings itemized herein that are not included with Bidding Documents may be examined at ARCHITECT/ENGINEER’s office or the Owner’s project representative’s office during regular business hours. Please call for an appointment. These reports and drawings are not part of the Contract Documents, but the “technical data” contained therein upon which the CONTRACTOR may rely as identified and established above are incorporated therein by reference. CONTRACTOR is not entitled to rely upon other information and data utilized by ARCHITECT/ENGINEER and ARCHITECT/ENGINEER’s Consultants in the preparation of the Drawings and Specifications.
- 2.2.5.3 No reports of explorations or tests of subsurface conditions at or adjacent to the Site, or drawings of physical conditions relating to existing surface or subsurface structures at the Site, are known to Owner.

- 2.2.5.3 The asbestos containing material survey information which is being made available reports whether there are asbestos containing materials in the structure prior to renovation activities. The survey included identification of suspect asbestos containing materials, quantification, and bulk sampling of suspect asbestos containing materials. Laboratory analysis was performed to determine the presence and type of asbestos in sampled materials. Any material is considered asbestos containing if it contains one percent, or more, asbestos by weight. They provide Owner's information for Bidders' convenience and are intended to supplement rather than serve in lieu of Bidders' own investigations. They are made available for Bidders' convenience and information, but are not a warranty of existing conditions.
- 2.2.5.4. The information and services provided contain no other technical data upon which the CONTRACTOR may rely. The OWNER and the ARCHITECT/ENGINEER assume no responsibility or liability for the accuracy of information or on other existing conditions present. This information was intended for Bid cost purposes only, and is made available to bidders only that they may have access to identical information available. It is presented in good faith, but is not intended as a substitute for personal investigations, interpretations, or judgment of the CONTRACTOR. This information is not guaranteed and does not form part of the Contract Documents.
- 2.3.6.1 Additional copies of the Contract Drawings and Project Manuals will be furnished at cost of reproduction and postage and handling when applicable. Subcontractors and other entities desiring copies of drawings and project manuals shall obtain them via one of the Prime Contracts.
- 2.3.6.2 Electronic copies of CAD Drawings of the Contract Drawings will be provided by ARCHITECT/ENGINEER for CONTRACTOR's use in preparing submittals, through access to a project Web site administered by the ARCHITECT/ENGINEER for purposes of managing communication and documents during the construction stage. CONTRACTOR shall execute a data licensing agreement in the form of AIA Document C106, Digital Data Licensing Agreement or an Agreement form acceptable to the OWNER and ARCHITECT/ENGINEER.

ARTICLE 3 – CONTRACTOR

3.2 Review of Contract Documents and Field Conditions by Contractor

- 3.2.5 The OWNER is entitled to deduct from the Contract Sum amounts paid to the ARCHITECT/ENGINEER for evaluating and responding to the CONTRACTOR's requests for information that are not prepared in accordance with the Contract Documents, or where such information is available to the CONTRACTOR from a careful study and comparison of the Contract Documents, field conditions, other OWNER-provided information, CONTRACTOR prepared coordination drawings, or prior Project correspondence or documentation.

3.3 Supervision and Construction Procedures

- 3.3.4 During periods of active construction, consult daily and cooperate with the OWNER's Project Representative. On a **continuous and daily basis**, keep the OWNER, OWNER's Project Representative and ARCHITECT/ENGINEER notified of when work will be starting, restarting, suspended and temporarily or permanently concluded.
- 3.3.5 During inclement, stormy, or freezing weather, no work shall be done, except as may be performed in a manner satisfactory to secure first-class construction and by permission of the ARCHITECT/ENGINEER. During freezing weather, approved precautions shall be taken to remove ice and frost from materials used and to prevent completed portions of the work from freezing by heating the water, sand, gravel, broken stone, bricks, or other materials and by covering and heating the completed portions of the work. The cost of such precautions shall be borne by the CONTRACTOR. If, in the opinion of the ARCHITECT/ENGINEER, any work or materials shall have been damaged or injured by reason of failure on the part of the CONTRACTOR or any Subcontractor to so protect his work, such work and materials shall be removed and replaced at the expense of the CONTRACTOR.

3.4 Labor and Materials

3.4.2.1 During Bidding, the Contract, if awarded, will be on the basis of materials and equipment specified or described in the Bidding Documents, or “or-equal” materials and equipment as defined in Division 1 of the Specifications, or those substitute or materials and equipment approved by the ARCHITECT/ENGINEER and identified by Addendum. The materials and equipment described in the Bidding Documents establish a standard of required type, function, and quality to be met by any proposed substitute or “or-equal” item. Request for the ARCHITECT/ENGINEER’s clarification of materials and equipment considered “or-equal” prior to the Effective Date of the Agreement must be received by the ARCHITECT/ENGINEER at least **10 days** prior to the date for receipt of Bids.

No item of material or equipment will be considered by the ARCHITECT/ENGINEER as a substitute unless written request for approval has been submitted by Bidder and has been received by the ARCHITECT/ENGINEER at least **10 days** prior to the date for receipt of Bids. The burden of proof of the merit of the proposed item is upon the Bidder. The ARCHITECT/ENGINEER’s decision of approval or disapproval of a proposed item will be final.

If the ARCHITECT/ENGINEER approves any proposed substitute item, such approval will be set forth in an Addendum issued to all prospective Bidders. Bidders shall not rely upon approvals made in any other manner.

3.4.2.2 After the Contract has been executed, the OWNER and ARCHITECT/ENGINEER will consider a formal request for the substitution of products in place of those specified only under the conditions set forth in the General Requirements (Division 1 of the Specifications). By making requests for substitutions, the CONTRACTOR:

- .1 represents that the CONTRACTOR has personally investigated the proposed substitute product and determined that it is equal or superior in all respects to that specified;
- .2 represents that the CONTRACTOR will provide the same warranty for the substitution that the CONTRACTOR would for that specified.
- .3 certifies that the cost data presented is complete and includes all related costs under the Contract except the ARCHITECT/ENGINEER’s redesign costs, and waives all claims for additional costs related to the substitution which subsequently become apparent; and
- .4 will coordinate the installation of the accepted substitute, making such changes as may be required for the Work to be complete in all respects.

3.4.2.3 The OWNER shall be entitled to deduct from the Contract Sum amounts paid to the ARCHITECT/ENGINEER to evaluate the CONTRACTOR’s proposed substitutions and to make agreed-upon changes in the Drawings and Specifications made necessary by the OWNER’s acceptance of such substitutions.

3.6 Taxes

3.6.1 SALES TAX EXEMPTION:

All Bid prices shall include all New York State and local taxes required to be paid by the CONTRACTOR except those sales and compensating use taxes exempted by the following provisions.

The OWNER is exempt from payment of sales and compensating use taxes of the State of New York, and of cities, counties, and other subdivisions of the State, hereinafter referred to as subdivisions of the State, pursuant to the provisions of this Contract. These taxes are not to be included in the Bids. This exemption shall apply to:

1. materials permanently incorporated in the Project;
2. supplies which are permanently incorporated in the Project; and
3. materials and furnishings for the Project which are incorporated therein, such as chairs, desks, drapes, and moveable personal property.

This exemption does not, however, apply to tools, machinery, equipment, or other property purchased by, leased by or to the CONTRACTOR or Subcontractor, or to supplies or materials not incorporated into the completed Project. The CONTRACTOR and his Subcontractors shall be responsible for and shall pay any and all applicable taxes, including sales and compensating use taxes, on such tools, machinery, equipment, or other property, or such unincorporated supplies and materials.

3.7 Permits, Fees, Notices and Compliance with Laws

3.7.1.1 The OWNER shall pay for only the following specific permits:

.1 **Montgomery County Building Permit.**

3.7.1.2 Available copies of the permit applications are available from the OWNER, which is also the Authority having Jurisdiction.

3.7.1.3 The CONTRACTOR shall conform to all of the requirements of these permits when performing the Work and the conditions of these permits shall be considered a part of this Contract. The CONTRACTOR shall also assume all of the responsibilities and liabilities of the OWNER as permittee for these permits for the duration of the Contract.

3.7.1.4 All other permits required shall be obtained by the CONTRACTOR responsible for the Work.

3.8 Allowances

3.8.2.3 Delete sub-paragraph in its entirety.

3.10 Contractor's Construction and Submittal Schedules

3.10.4 CONTRACTOR is responsible for taking such actions as are necessary to make sure that all Subcontractors perform their work in such sequence and in separate stages as required by the project and the work of other CONTRACTORS. The work must be carried out in strict accordance with the approved schedule, which may involve intermittent work in any particular area. The work shall be done expeditiously with adequate forces and shall be completed in the specified time.

3.12 Shop Drawings, Product Data and Samples

3.12.7.1 Requirements noted in the Contract Documents for submission of informational submittals, including Product Data and Samples, other than those requiring selection of finishes by the Owner, and Shop Drawings required for coordination with other portions of the Work, may be waived where the Contractor provides those Products indicated as the Basis of Design.

3.12.11 The ARCHITECT/ENGINEER's review of CONTRACTOR's submittals shall be limited to examination of an initial submittal and **two** resubmittals. The ARCHITECT/ENGINEER's review of additional submittals will be made only with consent of the OWNER after notification by the ARCHITECT/ENGINEER. The OWNER shall be entitled to deduct from the Contract Sum amounts paid to the ARCHITECT/ENGINEER for evaluation of such additional resubmittals.

3.13 Use of Site

3.13.1 The CONTRACTOR shall have limited use of Project site for construction operations as indicated on Drawings by the Contract limits and limit use of Project site to Work in areas indicated. Do not disturb portions of Project site beyond areas in which the Work is indicated. The CONTRACTOR shall maintain portions of the existing building affected by construction operations in a weathertight condition throughout construction period. The CONTRACTOR shall also maintain portions of existing grounds, landscaping, and hardscaping affected by construction operations throughout construction period. The CONTRACTOR shall repair damage caused by construction operations to the satisfaction of the Owner's Project Representative.

3.15 Cleaning Up

- 3.15.1.1 At the end of each workday, the CONTRACTOR shall secure all power tools and other potentially dangerous tools and equipment, and shall remove means of access to areas of the Work site, so as to further protect the safety of occupants of the premises during such off-work hours.
- 3.15.3 All debris required to be removed from the project shall be removed in accordance with all applicable rules, regulations and statutes, which may pertain thereto. The CONTRACTOR shall warrant that all debris shall be disposed of in accordance with all rules, regulations and statutes applicable thereto and at a facility permitted and authorized to receive materials of the type and nature so removed from the premises. The CONTRACTOR shall hold the OWNER free and harmless of, from or concerning any claimed liability resulting from the improper or unlawful removal and disposal of such debris.

ARTICLE 4 – ARCHITECT

4.2 Administration of the Contract

- 4.2.1.1 OWNER will furnish a part-time Project Representative at the site who is not the ARCHITECT/ENGINEER's Representative or Employee. The OWNER's Project Representative's duties, responsibilities and limitations of Authority are as set forth by the OWNER, as enumerated in the Contract Documents.
- 4.2.2.1 The OWNER is entitled to reimbursement from the CONTRACTOR for amounts paid to the ARCHITECT/ENGINEER for additional site visits made necessary by the fault, neglect or request of the CONTRACTOR.
- 4.2.7.1 In no case will the ARCHITECT/ENGINEER's review period on any submittal be less than **seven days** after receipt of the submittal from the CONTRACTOR. The OWNER shall be entitled to deduct from the Contract Sum amounts paid to the ARCHITECT/ENGINEER for expediting review of submittals for other than the basis of design products listed in Contract Documents, when requested by the CONTRACTOR.
- 4.2.14.1 CONTRACTOR's requests for information shall be prepared and submitted in accordance with Division 1 "General Requirements" sections on the form included in the Contract Documents or current authorized edition of AIA Document G716. The ARCHITECT will return without action requests for information that do not conform to the Contract Documents.

ARTICLE 5 - SUBCONTRACTORS

5.2 Award of Subcontracts and Other Contracts for Portions of the Work

- 5.2.1.1 Not later than **three** days after the date of commencement of the Work, the CONTRACTOR shall furnish in writing to the OWNER and ARCHITECT/ENGINEER the names of persons or entities proposed as manufacturers, fabricators or material suppliers for the products, equipment and systems identified in the General Requirements (Division 1 of the Specifications) and, where applicable, the name of the installing Subcontractor.
- 5.2.4.1 Substitution of subcontractors shall be submitted in accordance with the provisions for Substitutions included in the General Requirements (Division 1 of the Specifications).
- 5.2.4.2 The OWNER shall be entitled to deduct from the Contract Sum amounts paid to the ARCHITECT/ENGINEER to evaluate the CONTRACTOR's proposed substitution of subcontractors. The ARCHITECT/ENGINEER's review of additional submittals AS A RESULT OF SUCH SUBSTITUTION will be made only with consent of the OWNER after notification by the ARCHITECT/ENGINEER. The OWNER shall be entitled to deduct from the Contract Sum amounts paid to the ARCHITECT/ENGINEER for evaluation of such additional resubmittals.

ARTICLE 7 – CHANGES IN THE WORK

7.1 General

- 7.1.4 The combined overhead and profit included in the total cost to the OWNER of a change on the Work shall be based on the following schedule:
- 7.1.4.1 For the CONTRACTOR, for Work performed by the CONTRACTOR's own forces, the CONTRACTOR's Fee shall be **ten percent (10%)** for overhead plus **five percent (5%)** for profit, subject to the following exclusions:
- .1 No overhead and profit shall be allowed on the premium portion of overtime pay.
 - .2 No overhead and profit shall be applied to payroll taxes. Payroll taxes include FICA, unemployment insurance, disability insurance, workman's compensation, and personal liability and property damage insurance.
- 7.1.4.2 For the CONTRACTOR, for Work performed by the CONTRACTOR's Subcontractors, the CONTRACTOR's Fee shall be **ten percent (10%)** for combined overhead and profit.
- 7.1.4.3 If a subcontract is on the basis of Cost of the Work Plus a Fee, the maximum allowable to the Subcontractor as a fee shall be **five percent (5%)** for overhead plus **ten percent (10%)** for profit.
- 7.1.4.4 In order to facilitate checking of quotations for extras or credits, all proposals, except those so minor that their propriety can be seen by inspection, shall be accompanied by a complete itemization of costs, including labor, materials, and Subcontracts. Labor and materials shall be itemized in the manner prescribed above. Where major cost items are Subcontracts, they shall be itemized also.

ARTICLE 8 – TIME

8.2 Progress and Completion

- 8.2.1.1 The Contract Times will commence to run on the day indicated in the Notice to Proceed. A Notice to Proceed may be given at any time within **ten days** after the Effective Date of the Agreement. **In no event will the Contract Time commence to run later than the 45th day after the day of Bid opening or the 10th day after the Effective Date of the Agreement, whichever date is earlier.**

8.2.2.1 Evidence of Insurance

When CONTRACTOR delivers the executed Agreement to OWNER, CONTRACTOR shall furnish all his required insurance certificates as provided in AIA Document A101-2017 Exhibit A attached to the Agreement prior to bringing any equipment or personnel on to the site of the Work.

- 8.2.3.1 The Work shall be substantially complete, for occupancy and use by the OWNER, in accordance with paragraph 9.8 of the General Conditions and completed and ready for final payment in accordance with paragraph 9.10 of the General Conditions on or before the dates or within the number of calendar days indicated in the Agreement.

8.3 Delays and Extension of Time

- 8.3.1.1 If CONTRACTOR is delayed at any time in performing or furnishing Work by any act or neglect of a separate CONTRACTOR, and OWNER and CONTRACTOR are unable to agree as to the extent of any adjustment in Contract Times attributable thereto, CONTRACTOR may make a Claim for an extension of times in accordance with the General Conditions of the Contract for Construction. An extension of the Contract Times shall be CONTRACTOR's exclusive remedy with respect to OWNER, OWNER's Consultants, ARCHITECT, ARCHITECT/ENGINEER's Consultants, and the

OWNER'S Project Representative for any delay, disruption, interference, or hindrance caused by any separate CONTRACTOR. This paragraph does not prevent recovery from OWNER, OWNER's Consultants, ARCHITECT, ARCHITECT/ENGINEER's Consultant, or OWNER'S Project Representative for activities that are their respective responsibilities.

8.3.4 **Liquidated Damages**

The CONTRACTOR recognizes that its obligations for the performance of the Work within the time provided for in this agreement and the General Conditions are of the essence of this Agreement and that the OWNER will suffer financial loss if the Work is not completed within the time specified in the Contract Documents. The parties also recognize the delays, expense and difficulties involved in determining and providing the actual loss suffered by the Owner if the Work is not completed on time.

Accordingly, instead of requiring any such determination or proof, OWNER and CONTRACTOR agree that the CONTRACTOR shall be liable for and shall pay OWNER the sums hereinafter stipulated for each and every calendar day of unexcused delay, as defined in the General Conditions, as the fair and reasonable compensation to the OWNER for such losses, which compensation shall be construed as Liquidated Damages, and not as a penalty of any kind.

8.3.4.1 The CONTRACTOR and the CONTRACTOR's surety, if any, shall be liable for and shall pay the OWNER the following sums:

- .1 **Five Hundred Dollars (\$ 500.00)** prior to substantial completion
- .2 **Five Hundred Dollars (\$ 500.00)** after substantial completion

8.3.4.1 The OWNER may deduct Liquidated Damages described herein from any unpaid amounts then or thereafter due the CONTRACTOR under the Agreement. Any Liquidated Damages not so deducted from any unpaid amounts due the CONTRACTOR shall be payable to the OWNER by the CONTRACTOR upon demand by the OWNER, together with interest from the date of the demand equal to the highest lawful rate of interest.

ARTICLE 9 – PAYMENTS AND COMPLETION

9.2 Schedule of Values

9.2.1 Include separate line items under required principal subcontracts for operation and maintenance manuals, punch list activities, Project Record Documents, and demonstration and training in the amount of five (5%) percent of the Contract Sum for that portion of the Work.

9.3 Applications for Payment

9.3.1.3 The form of Application for Payment, duly notarized, shall be a current authorized edition of AIA Document G702, Application and Certificate for Payment, supported by a current authorized edition of AIA Document G703, Continuation Sheet.

9.3.1.4 Until Substantial Completion, the OWNER shall pay ninety-five (95%) percent of the amount due the CONTRACTOR on account of progress payments.

9.3.2.1 Proof of insurance for items stored off site and copies of invoices are to be provided with Application for Payment requesting payment for stored materials.

9.6 Progress Payments

9.6.7.1 Sums owed to the OWNER by the CONTRACTOR may be deducted from payments otherwise due the CONTRACTOR pursuant to Article 9.

9.8 Substantial Completion

9.8.3.1 Except with the consent of the OWNER, the ARCHITECT/ENGINEER will perform no more than **one** inspection to determine whether the Work or a designated portion thereof has attained Substantial Completion in accordance with the Contract Documents. The OWNER shall be entitled to deduct from the Contract Sum amounts paid to the ARCHITECT/ENGINEER for any additional inspections.

9.8.5.1 The payment shall be sufficient to increase the total payments to one-hundred (**100%**) percent of the Contract Sum, less **two times** the value of any remaining items to be completed and an amount necessary to satisfy any claims, lines or judgments against the CONTRACTOR which have not been suitably discharged.

9.10 Final Completion and Final Payment

9.10.1.1 Except with the consent of the OWNER, the ARCHITECT/ENGINEER will perform no more than **one** inspection to determine whether the Work or a designated portion thereof has attained Final Completion in accordance with the Contract Documents. The OWNER shall be entitled to deduct from the Contract Sum amounts paid to the ARCHITECT/ENGINEER for any additional inspections.

ARTICLE 10 – PROTECTION OF PERSONS AND PROPERTY

10.2 Safety of Persons and Property

10.2.4.1 When use or storage of explosives, or other hazardous materials, substances or equipment, or unusual methods are necessary for execution of the Work, the CONTRACTOR shall give the OWNER and ARCHITECT/ENGINEER reasonable advance notice.

10.5 Additional Safety Provisions

10.5.1 The CONTRACTOR and all of its subcontractors, vendors, and material suppliers shall comply with all the provisions of the laws of the **County of Montgomery**, the State of New York, and of the United States of America which affect municipalities and municipal contracts, and more particularly; the Town Law, the Labor Law, the General Municipal Law, the Worker's Compensation Law, the Lien Law, Personal Property Law, State Unemployment Insurance Law, federal Social Security Law, state, local and municipal health and safety laws, rules and regulations, and any and all regulations promulgated by the State of New York and United States of America including amendments and additions thereto, insofar as the same shall be applicable to any contract awarded hereunder with the same force and effect as if set forth at length herein.

10.5.2 CONTRACTOR agrees to provide all equipment necessary for the safety of its workers, subcontractors, vendors, and material suppliers as well as maintain a safe work place for the protection of workers or persons lawfully at the work site. CONTRACTOR agrees to provide all elevation-related safety equipment and to comply with all applicable OSHA regulations; New York State Labor Department rules and regulations; New York State Labor Law Sections 200, 240, and 241, and all other applicable laws, rules, regulations and codes.

10.5.3 Pursuant to New York State Labor Law Section 220-h, all laborers, workers, and mechanics employed in performance of the contract shall be certified as having successfully completed an OSHA approved course in construction safety and health of at least ten hours in duration prior to performing any work on the project.

ARTICLE 11 – INSURANCE AND BONDS

11.1 Contractor's Insurance and Bonds

11.1.1.1 The Owner's requirements regarding Insurance and Bonds are provided in AIA Document A101-2017 Exhibit A attached to the Agreement.

- 11.1.1.2 All of the policies of insurance so required to be purchased and maintained (or the certificates or other evidence thereof) shall specifically name as the additional insured, on a primary non-contributory basis, the following parties:
1. The OWNER, specifically, **Montgomery County**.
 2. The ARCHITECT/ENGINEER, specifically **C.T. Male Associates Engineering, Surveying, Architecture, Landscape Architecture & Geology, D.P.C.**
- 11.1.1.3 Section 125 of the General Municipal Law requires that any individual applying for a building permit prove to the building department that the Contractor is in compliance with the mandatory coverage provisions of the Workers' Compensation Law before the building permit is issued. The OWNER requires proof of General Liability Insurance and Workers' Compensation Insurance before a building permit can be issued. Each CONTRACTOR must submit a Certificate of Insurance showing General Liability Insurance with the OWNER as certificate holder only. They need not be additional insured. New York State mandates that the OWNER have proof of Workers' Compensation Insurance coverage. All CONTRACTORS on must prove that they are in compliance with Section 57 of the Workers' Compensation Law (WCL) by producing ONE of the following forms:
1. submit form C-105.2(9/07) as proof of Workers' Compensation Insurance; or
 2. if you are covered by the State Insurance Fund, submit U-26.3; or
 3. if you participate in Workers' Compensation Self-Insurance, submit form SI-12 or form GSI-105.2; or
 4. For entities with NO Employees - form CE-200 is required to be submitted for each specific application. (WC/DB-100 is no longer acceptable.)
- The OWNER must be listed as certificate holder on the applicable Workers' Compensation Insurance coverage submitted. ACORD FORMS ARE NOT ACCEPTABLE PROOF OF WORKERS' COMPENSATION COVERAGE.
- 11.1.1.4 When CONTRACTOR delivers the executed Agreement to OWNER, CONTRACTOR shall furnish all required insurance certificates by attaching them to page 006216 in the Contracting Forms and Supplements section of the Project Manual.
- 11.1.2.1 The CONTRACTOR shall furnish bonds covering faithful performance of the Contract and payment of obligations arising thereunder. Bonds may be obtained through the CONTRACTOR's usual source and the cost thereof shall be included in the Contract Sum. The amount of each bond shall be equal to **100%** of the Contract Sum.
- 11.1.2.2 When CONTRACTOR delivers the executed Agreement to OWNER, CONTRACTOR shall furnish all required bonds by attaching them to page 006113 in the Contracting Forms and Supplements section of the Project Manual.
- 11.1.4 The CONTRACTOR shall require the attorney-in-fact who executes the required bonds on behalf of the surety to affix thereto a certified and current copy of the power of attorney.
- 11.1.5 For purposes of the insurance coverage and policies required by the Contract Documents, neither the CONTRACTOR's failure to produce certificates of insurance nor the OWNER's or ARCHITECT's failure to request such certificates shall constitute a waiver of the CONTRACTOR's obligation to obtain the required insurance coverages and maintain same throughout the CONTRACTOR's performance of the work or for the period of time otherwise specified herein.

ARTICLE 12 - UNCOVERING AND CORRECTION OF WORK

12.2 Correction of Work

- 12.2.2.4 Upon request by the OWNER and prior to the expiration of one year from the date of Substantial Completion, the ARCHITECT/ENGINEER will conduct and the CONTRACTOR shall attend a meeting with the OWNER to review the facility operations and performance.

ARTICLE 13 – MISCELLANEOUS PROVISIONS

13.5 Tests and Inspections

- 13.5.1.1 The cost of all inspections, tests, and approvals required by the Contract Documents shall be paid for by the CONTRACTOR responsible for that portion of the Work, with the exception of the Special Inspections and Testing required under the provisions of the International Building Code, which are to be paid for directly by the OWNER, as outlined under the Statement of Special Inspections prepared by the ARCHITECT/ENGINEER.
- 13.5.1.2 The CONTRACTOR shall be responsible for the cost of any re-inspection or re-testing of Work which fails to comply with the requirements of the Special Inspections and Testing in accordance with the Contract Documents.

ARTICLE 14 – TERMINATION OR SUSPENSION OF CONTRACT

14.1 Termination by the Contractor

- 14.1.3 Delete the words “costs incurred by reason of such termination.”

14.4 Termination by the Owner for Convenience

- 14.4.3 Delete the words “and costs incurred by reason of such termination, along with reasonable overhead and profit on the Work not executed.”

ARTICLE 15 – CLAIMS AND DISPUTES

15.1 Claims

15.1.2 Time Limits on Claims

Delete the words “but in any case not more than 10 years after the date of Substantial Completion of the Work” in the first sentence.

15.1.5 Claims for Additional Cost

After the phrase “written notice as provided herein shall be given” add the words “and written permission received.”

15.1.6 Claims for Additional Time

- 15.1.6.1 After the phrase “written notice as provided herein shall be given” add the words “and written permission received.”
- 15.1.6.3 Claims for increase in the Contract Time shall set forth in detail the circumstances that form the basis of the Claim, the date upon which each cause for delay began to affect the progress of the Work, the date upon which each cause of delay ceased to affect the progress of the Work and the number of days’ increase in the Contract Time claimed as a consequence of each such cause of delay. The CONTRACTOR shall provide such supporting documentation as the OWNER may require including, where appropriate, a revised construction schedule indicating all the activities affected by the circumstances forming the basis of the Claim.
- 15.1.6.4 The CONTRACTOR shall not be entitled to a separate increase in the Contract Time for each one of the number of causes of delay which may have concurrent or interrelated effects on the progress of the Work, or for concurrent delays due to the fault of the CONTRACTOR.

15.1.7 Waiver of Claims for Consequential Damages

Revise first paragraph as follows: “The Contractor waives Claims for consequential damages arising out of or relating to this Contract. This waiver includes”

15.1.7.1 Delete sub-paragraph in its entirety.

Revise last paragraph as follows: “This waiver is applicable, without limitation, to all consequential damages due to termination in accordance with Article 14. Nothing contained in this Section 15.1.7 shall be deemed to preclude assessment of liquidated damages, when applicable, in accordance with the requirements of the Contract Documents.”

15.1.8 Separate Contractor Claims

15.1.8.1 Should CONTRACTOR cause damage to the work or property of any separate CONTRACTOR at the Site, or should any claim arising out of CONTRACTOR’s performance of the Work at the Site be made by any separate CONTRACTOR against CONTRACTOR, OWNER, OWNER’s Consultants, ARCHITECT/ENGINEER, or ARCHITECT/ENGINEER’s Consultants, CONTRACTOR shall promptly attempt to settle with such separate CONTRACTOR by agreement, or to otherwise resolve the dispute by arbitration or at law.

15.1.8.2 CONTRACTOR shall, to the fullest extent permitted by Laws and Regulations, indemnify and hold harmless OWNER, OWNER’s Consultants, ARCHITECT, ARCHITECT/ENGINEER’s Consultants, and the officers, directors, partners, employees, agents and other consultants and subcontractors of each and any of them from and against all claims, costs, losses and damages (including, but not limited to, fees and charges of engineers, ARCHITECT’s, attorneys and other professionals and court arbitration costs) arising directly, indirectly or consequentially out of any action, legal or equitable, brought by any separate CONTRACTOR against OWNER, OWNER’s Consultants, ARCHITECT/ENGINEER, or the ARCHITECT/ENGINEER’s Consultants, to the extent said claim is based on or arises out of CONTRACTOR’s performance of the Work. Should a separate CONTRACTOR cause damage to the Work or property of CONTRACTOR or should the performance of work by any separate CONTRACTOR at the Site give rise to any other Claim, CONTRACTOR shall not institute any action, legal or equitable, against OWNER, OWNER’s Consultants, ARCHITECT/ENGINEER, or the ARCHITECT/ENGINEER’s Consultants, or permit any action against any of them to be maintained and continued in its name or for its benefit in any court or before any arbiter which seeks to impose liability on or to recover damages from OWNER, OWNER’s Consultants, ARCHITECT/ENGINEER, or the ARCHITECT/ENGINEER’s Consultants on account of any such damage or Claim.

15.2 Initial Decision

15.2.1 Delete the words “mediation of” in the second sentence.

15.2.5 Delete the words “to mediation and, if the parties fail to resolve their dispute through mediation,” in the last sentence.

15.2.6 Delete paragraph in its entirety and replace with “The parties agree that any claims brought in New York State Court shall be brought in **Montgomery County**.”

15.2.6.1 Delete sub-paragraph in its entirety.

15.3 Mediation

Delete section in its entirety.

15.4 Arbitration

Delete section in its entirety.

END OF DOCUMENT 007300

SECTION 007301 - SUPPLEMENTARY CONDITIONS ADDITIONAL ARTICLES

These Supplementary Conditions add new topics to the Standard General Conditions of the Contract for construction (AIA Document A201-2017) and other provisions of the Contract Documents.

Articles and paragraphs herein are numbered as a continuation of the General Conditions. Some numbers in sequence may not appear because those numbered Articles and paragraphs are not applicable to this Project and have been deleted when transferring this Section from the office master document.

TABLE OF CONTENTS

<u>Article</u>	<u>Title</u>	<u>Page</u>
16.	PROVISIONS REQUIRED BY LAW DEEMED INSERTED.....	2
17.	NEW YORK STATE NONDISCRIMINATION CLAUSES.....	2
18.	NEW YORK STATE NON-COLLUSIVE BIDDING CERTIFICATION.....	3
19.	PROTECTION OF EXISTING FACILITIES.....	4
20.	MATERIALS FOUND AT THE SITE.....	4

This page intentionally left blank

SECTION 007301 - SUPPLEMENTARY CONDITIONS ADDITIONAL ARTICLES

16. PROVISIONS REQUIRED BY LAW DEEMED INSERTED

- 16.1 Each and every provision of law and clause required by law to be inserted in this Contract shall be deemed to be inserted herein, and the Contract shall read and be enforced as though it were included herein, and if through mistake or otherwise, any such provision is not inserted, or is not correctly inserted, then upon the application of either party, the Contract shall forthwith be physically amended to make such insertion.

17. NEW YORK STATE NONDISCRIMINATION CLAUSES

During the performance of this contract, the Contractor agrees as follows:

- 17.1 The Contractor shall not discriminate against any employee or applicant for employment because of race, creed, color, or national origin, and will take affirmative action to insure that they are afforded equal employment opportunities without discrimination because of race, creed, color or national origin. Such action shall be taken with reference but not limited to: recruitment, employment, job assignment, promotion, upgrading, demotion, transfer, layoff or termination, rates of pay other forms of compensation, and selection for training or retraining, including apprenticeship and on-the-job training.
- 17.2 The Contractor will send to each labor union or representative of workers with which he/she has or is bound by a collective bargaining or other agreement or understanding, a notice, to be provided by the State Commission for Human Rights, advising such labor union or representative of the Contractor's agreement under clauses (23.1) through (23.8) hereinafter called "nondiscrimination clauses". If the Contractor was directed to do so by the contracting agency as part of the bid or negotiation of this contract, the Contractor shall request the labor union or representative to furnish him/her with a written statement that such labor union or representative will not discriminate because of race, creed, color or national origin and that such labor union or representative either will affirmatively cooperate within the limits of its legal and contractual authority in the implementation of the policy and provisions of these nondiscrimination clauses, or that it consents and agrees that recruitment, employment, and the terms and conditions of employment under this contract shall be in accordance with the purposes and provisions of these nondiscrimination clauses. If such labor union or representative fails or refuses to comply with such a request that it furnish such a statement, the Contractor shall promptly notify the State Commission for Human Rights of such failure or refusal.
- 17.3 The Contractor will post and keep posted in conspicuous places, available to employees and applicants for employment, notices to be provided by the State Commission for Human Rights setting forth the substance of the provisions of clauses (23.1) through (23.2) and such provisions of the State's Laws against discrimination as the State Commission for Human Rights shall determine.
- 17.4 The Contractor will state, in all solicitations or advertisements for employees placed by or on behalf of the Contractor, that all qualified applicants will be afforded equal employment opportunities without discrimination because of race, creed, color or national origin.
- 17.5 The Contractor will comply with the provisions of the Executive Law, Human Rights Law, Article 15, and will furnish all information and reports deemed necessary by the State Commission for Human Rights under these nondiscrimination clauses and such sections of the

Executive Law, and will permit access to his books, records and accounts by the State Commission for Human Rights, the Attorney General, District Commissioner of Housing and Community Renewal and the Industrial Commission for purposes of investigation to ascertain compliance with these nondiscrimination clauses of the Executive Law, Human Rights Law, Article 15.

- 17.6 This Contract may be forthwith canceled, terminated or suspended, in whole or in part by the contracting agency upon the basis of a finding made by the State Commission for Human Rights that the Contractor has not complied with these nondiscrimination clauses, and the Contractor may be declared ineligible for future contracts made by or on behalf of the State or a public authority or agency of the State or housing authority, or an urban renewal agency, or contract requiring the approval of the Commissioner of Housing and Community Renewal, until he/she has satisfied the State Commission for Human Rights after conciliation efforts by the Commission have failed to achieve compliance with these nondiscrimination clauses and after a verified complaint has been filed with the Commission, notice thereof has been afforded him/her to be heard publicly before three members of the Commission. Such sanctions may be imposed and remedies invoked independently of or in addition to sanctions and remedies otherwise provided by law.
- 17.7 If this contract is canceled or terminated, in addition to other rights of the contracting agency provided in this Contract upon its breach by the Contractor, the Contractor will hold the contracting agency harmless against any additional expenses or costs incurred by the contracting agency in completing the work or in purchasing the services, materials, equipment or supplies contemplated by the contract, and the contracting agency may withhold payments from the Contractor in an amount sufficient for this purpose and recourse may be had against the surety on the performance bond if necessary.
- 17.8 The Contractor will include the provisions of clauses (23.1) through (23.7) in every subcontract or purchase order altered only to reflect the proper identity of the parties in such manner that such provisions will be binding upon each subcontractor or vendor as to operations to be performed within the State of New York. The Contractor will take such actions in enforcing such provisions of such subcontract or purchase order as the contracting agency may direct, including sanctions or remedies for non-compliance. If the Contractor becomes involved in or is threatened with litigation with a subcontractor or vendor as a result of such direction by the contracting agency the Contractor shall promptly so notify the Attorney General, requesting him to intervene and to protect the interests of the State of New York.

18. NEW YORK STATE NON-COLLUSIVE BIDDING CERTIFICATION

In addition to the other provisions herein contained to be done or performed by the Contractor as part of this Contract, the said Contractor certifies, pursuant to the provisions of Section 103-d of the New York State General Municipal Law that:

- 18.1 By submission of this bid, each bidder and such person signing on behalf of any bidder certifies, and in the case of a joint bid each party thereto certifies as to its own organization, under penalty of perjury, that to the best of his/her knowledge and belief:
- A. The prices in this bid have been arrived at independently without collusion, consultation, communication or agreement, for the purpose of restricting competition, as to any competitor; and
 - B. unless otherwise required by law, the prices which have been quoted in this bid have not knowingly be disclosed by the bidder and will not knowingly be disclosed by the bidder

prior to opening, directly or indirectly, to any other bidder or to any competitor; and

- C. no attempt has been made or will be made by the bidder to induce any other person, partnership or corporation to submit or not to submit a bid for the purpose of restricting competition.
- 18.2 A bid shall not be considered for award nor shall any award be made where A, B, and C, above have not been complied with; provided however, that if in any case the bidder cannot make the foregoing certification, the bidder shall so state and shall furnish with the bid a signed statement which sets forth in detail the reasons therefore. Where A and C above have not been complied with, the bid shall not be considered for award nor shall any award be made unless the head of the purchasing unit of the political subdivision, public department, agency or official thereof to which the bid is made, or his designee, has determined that such disclosure was not made for the purpose of restricting competition.

The fact that a bidder (1) has published price lists, rates, or tariffs covering items being procured, (2) has informed prospective customers of proposed or pending publication of new or revised price lists for such items, or (3) has sold the same items to other customers at the same prices being bid, does not constitute, without more, a disclosure within the meaning of subparagraph (A).

Any bid hereafter made to any political subdivision of state or any public department, agency or official thereof by a corporate bidder for work or services performed or to be performed or goods sold or to be sold, where competitive bidding is required by statute, rule, regulation, or local law, and where such bid contains the certification referred to in subdivision (A) of this section, shall be deemed to have been authorized by the board of directors of the bidder, and such authorization shall be deemed to include the signing and submission of the bid and the inclusion therein of the certificate as to non-collusion as the act and deed of the corporation.

19. PROTECTION OF EXISTING FACILITIES

- 19.1 The Contractor shall conduct his/her operations and take all special temporary and permanent precautions necessary to insure a stable and secure job, and as may be required by the contract documents, the Architect/Engineer, the Owner, and the public utilities, to protect and sustain in normal service all existing structures, equipment, utility lines, roadways, and subsurface, submerged and overhead facilities which are to remain in place and undisturbed by his/her operations under this contract completely at his/her own expense, unless otherwise provided for in the contract documents. The Contractor shall be held accountable for damage resulting from failure to exercise proper judgment in the progress of the work.
- 19.2 When power poles, light poles, pipes, or portions of any other existing structures, or utilities, either visible or underground, constitute an unavoidable interference to his/her operations, the Contractor shall consult with the owner of such facility prior to performing any work at or near the same. If permitted by the owner of the facility, the Contractor shall relocate or temporarily remove, and later restore, the interfering portion of the facility, as directed by said owner and the project Owner, through the Architect/Engineer. If the owner of the facility so elects, he will perform such work with his own forces. Under either arrangement, the work shall be done at the Contractor's expense unless stated otherwise in the contract documents.
- 19.3 The Contractor shall immediately notify the Architect/Engineer and the owner of any facilities, which are disturbed, damaged or injured as a result of the Contractor's operations. The Contractor shall consult with the owner of such facility as to the proper method of replacing, repairing, or restoring the affected facilities to the conditions, which existed prior to the Contractor's

operations. If permitted by the owner of the facility, the Contractor shall, at his/her own expense, replace, repair, or restore the affected facilities to their original condition, to the satisfaction of said Owner.

- 19.4 In the event that the owner of the facility desires to use his/her own forces to perform the replacement, repairing or restoring of affected facilities, the Contractor shall reimburse the owner of said facilities for such expenses as said owner may accrue in performing such work. The Contractor shall not be entitled to receive additional compensation under this contract for such work.
- 19.5 Upon learning of the existence and location of any utility omitted from or shown incorrectly on the contract drawings the Contractor shall notify the utility owner and the Architect/Engineer and assumes full responsibility for that utility's protection or relocation as described above.

20. MATERIALS FOUND AT THE SITE

- 20.1 All timber, fences, buildings, stone, sand, utility lines, pipes, and any other appurtenances, materials, or articles of value found on lands or in excavations within the contract limits shall be brought to the attention of the Architect/Engineer.
- 20.2 If such items are found in or upon lands of the Owner, they shall remain the property of the Owner. Such materials may, therefore be used by the Contractor in the work at the discretion of the Architect/Engineer or the Owner, for purposes for which they are acceptable. If not otherwise claimed by the Owner or his/her representatives, such items shall be considered waste and shall be disposed of by the Contractor as stipulated hereafter.
- 20.3 If such items are found in or upon lands or easements being used in the project but being owned by parties other than the Owner, they shall remain the property of such other owners. If claimed by these owners, the items shall be turned over to these owners at the site of the work as the Architect/Engineer directs. If such items are not claimed by these owners, they may similarly be used in the work as stipulated in the preceding paragraph, or be considered waste and be disposed of by the Contractor as stipulated hereafter.
- 20.4 Disposal of waste materials shall be the Contractor's responsibility as an integral part of the contract and shall be done without special payment from the Owner. The decision as to whether disposal takes place inside or outside of the project limits shall be subject to control by the Architect/Engineer. If disposal takes place within the project limits, it shall be done by the Contractor subject to the direction and satisfaction of the Architect/Engineer. Waste material shall not be sold to parties within the project limits. If disposal takes place outside the project limits, it shall be done by the Contractor exclusively at his discretion and be solely his/her responsibility. The Contractor will be required to show the Architect/Engineer how he/she plans to dispose of the waste (i.e., unsuitable backfill, rock, etc.) in an environmentally acceptable manner. The Architect/Engineer will require copies of release forms from property owners who have agreed with Contractor to accept spoil materials.

END OF SECTION 007301

SECTION 007343
WAGE RATE REQUIREMENTS

END OF SECTION 007343
EXCEPT FOR WAGE RATE SCHEDULES WHICH FOLLOW
AND END ON PAGE 007343 - 85

This page intentionally left blank



Kathy Hochul, Governor

Roberta Reardon, Commissioner

Montgomery County
Nicholas Lobosco, Managing Architect
C.T. Male Associates
50 Century Hill Drive
Latham NY 12110

Schedule Year 2023 through 2024
Date Requested 12/07/2023
PRC# 2023014249

Location County Annex Bldg.
Project ID#
Project Type Montgomery County-Jail Shower Renovations, Architectural, HVAC and Plumbing Improvements

PREVAILING WAGE SCHEDULE FOR ARTICLE 8 PUBLIC WORK PROJECT

Attached is the current schedule(s) of the prevailing wage rates and prevailing hourly supplements for the project referenced above. A unique Prevailing Wage Case Number (PRC#) has been assigned to the schedule(s) for your project.

The schedule is effective from July 2023 through June 2024. All updates, corrections, posted on the 1st business day of each month, and future copies of the annual determination are available on the Department's website www.labor.ny.gov. Updated PDF copies of your schedule can be accessed by entering your assigned PRC# at the proper location on the website.

It is the responsibility of the contracting agency or its agent to annex and make part, the attached schedule, to the specifications for this project, when it is advertised for bids and /or to forward said schedules to the successful bidder(s), immediately upon receipt, in order to insure the proper payment of wages.

Please refer to the "General Provisions of Laws Covering Workers on Public Work Contracts" provided with this schedule, for the specific details relating to other responsibilities of the Department of Jurisdiction.

Upon completion or cancellation of this project, enter the required information and mail **OR** fax this form to the office shown at the bottom of this notice, **OR** fill out the electronic version via the NYSDOL website.

NOTICE OF COMPLETION / CANCELLATION OF PROJECT

Date Completed: _____ Date Cancelled: _____

Name & Title of Representative: _____

Phone: (518) 457-5589 Fax: (518) 485-1870
W. Averell Harriman State Office Campus, Bldg. 12, Room 130, Albany, NY 12226

General Provisions of Laws Covering Workers on Article 8 Public Work Contracts

Introduction

The Labor Law requires public work contractors and subcontractors to pay laborers, workers, or mechanics employed in the performance of a public work contract not less than the prevailing rate of wage and supplements (fringe benefits) in the locality where the work is performed.

Responsibilities of the Department of Jurisdiction

A Department of Jurisdiction (Contracting Agency) includes a state department, agency, board or commission; a county, city, town or village; a school district, board of education or board of cooperative educational services; a sewer, water, fire, improvement and other district corporation; a public benefit corporation; and a public authority awarding a public work contract.

The Department of Jurisdiction (Contracting Agency) awarding a public work contract MUST obtain a Prevailing Rate Schedule listing the hourly rates of wages and supplements due the workers to be employed on a public work project. This schedule may be obtained by completing and forwarding a "Request for wage and Supplement Information" form (PW 39) to the Bureau of Public Work. The Prevailing Rate Schedule MUST be included in the specifications for the contract to be awarded and is deemed part of the public work contract.

Upon the awarding of the contract, the law requires that the Department of Jurisdiction (Contracting Agency) furnish the following information to the Bureau: the name and address of the contractor, the date the contract was let and the approximate dollar value of the contract. To facilitate compliance with this provision of the Labor Law, a copy of the Department's "Notice of Contract Award" form (PW 16) is provided with the original Prevailing Rate Schedule.

The Department of Jurisdiction (Contracting Agency) is required to notify the Bureau of the completion or cancellation of any public work project. The Department's PW 200 form is provided for that purpose.

Both the PW 16 and PW 200 forms are available for completion [online](#).

Hours

No laborer, worker, or mechanic in the employ of a contractor or subcontractor engaged in the performance of any public work project shall be permitted to work more than eight hours in any day or more than five days in any week, except in cases of extraordinary emergency. The contractor and the Department of Jurisdiction (Contracting Agency) may apply to the Bureau of Public Work for a dispensation permitting workers to work additional hours or days per week on a particular public work project.

Wages and Supplements

The wages and supplements to be paid and/or provided to laborers, workers, and mechanics employed on a public work project shall be not less than those listed in the current Prevailing Rate Schedule for the locality where the work is performed. If a prime contractor on a public work project has not been provided with a Prevailing Rate Schedule, the contractor must notify the Department of Jurisdiction (Contracting Agency) who in turn must request an original Prevailing Rate Schedule from the Bureau of Public Work. Requests may be submitted by: mail to NYSDOL, Bureau of Public Work, State Office Bldg. Campus, Bldg. 12, Rm. 130, Albany, NY 12226; Fax to Bureau of Public Work (518) 485-1870; or electronically at the NYSDOL website www.labor.ny.gov.

Upon receiving the original schedule, the Department of Jurisdiction (Contracting Agency) is REQUIRED to provide complete copies to all prime contractors who in turn MUST, by law, provide copies of all applicable county schedules to each subcontractor and obtain from each subcontractor, an affidavit certifying such schedules were received. If the original schedule expired, the contractor may obtain a copy of the new annual determination from the NYSDOL website www.labor.ny.gov.

The Commissioner of Labor makes an annual determination of the prevailing rates. This determination is in effect from July 1st through June 30th of the following year. The annual determination is available on the NYSDOL website www.labor.ny.gov.

Payrolls and Payroll Records

Every contractor and subcontractor MUST keep original payrolls or transcripts subscribed and affirmed as true under penalty of perjury. As per Article 6 of the Labor law, contractors and subcontractors are required to establish, maintain, and preserve for not less than six (6) years, contemporaneous, true, and accurate payroll records. At a minimum, payrolls must show the following information for each person employed on a public work project: Name, Address, Last 4 Digits of Social Security Number, Classification(s) in which the worker was employed, Hourly wage rate(s) paid, Supplements paid or provided, and Daily and weekly number of hours worked in each classification.

The filing of payrolls to the Department of Jurisdiction is a condition of payment. Every contractor and subcontractor shall submit to the Department of Jurisdiction (Contracting Agency), within thirty (30) days after issuance of its first payroll and every thirty (30) days thereafter, a transcript of the original payrolls, subscribed and affirmed as true under penalty of perjury. The Department of Jurisdiction (Contracting Agency) shall collect, review for facial validity, and maintain such payrolls.

In addition, the Commissioner of Labor may require contractors to furnish, with ten (10) days of a request, payroll records sworn to as their validity and accuracy for public work and private work. Payroll records include, but are not limited to time cards, work description sheets, proof that supplements were provided, cancelled payroll checks and payrolls. Failure to provide the requested information within the allotted ten (10) days will result in the withholding of up to 25% of the contract, not to exceed \$100,000.00. If the contractor or subcontractor does not maintain a place of business in New York State and the amount of the contract exceeds \$25,000.00, payroll records and certifications must be kept on the project worksite.

The prime contractor is responsible for any underpayments of prevailing wages or supplements by any subcontractor.

All contractors or their subcontractors shall provide to their subcontractors a copy of the Prevailing Rate Schedule specified in the public work contract as well as any subsequently issued schedules. A failure to provide these schedules by a contractor or subcontractor is a violation of Article 8, Section 220-a of the Labor Law.

All subcontractors engaged by a public work project contractor or its subcontractor, upon receipt of the original schedule and any subsequently issued schedules, shall provide to such contractor a verified statement attesting that the subcontractor has received the Prevailing Rate Schedule and will pay or provide the applicable rates of wages and supplements specified therein. (See NYS Labor Laws, Article 8 . Section 220-a).

Determination of Prevailing Wage and Supplement Rate Updates Applicable to All Counties

The wages and supplements contained in the annual determination become effective July 1st whether or not the new determination has been received by a given contractor. Care should be taken to review the rates for obvious errors. Any corrections should be brought to the Department's attention immediately. It is the responsibility of the public work contractor to use the proper rates. If there is a question on the proper classification to be used, please call the district office located nearest the project. Any errors in the annual determination will be corrected and posted to the NYSDOL website on the first business day of each month. Contractors are responsible for paying these updated rates as well, retroactive to July 1st.

When you review the schedule for a particular occupation, your attention should be directed to the dates above the column of rates. These are the dates for which a given set of rates is effective. To the extent possible, the Department posts rates in its possession that cover periods of time beyond the July 1st to June 30th time frame covered by a particular annual determination. Rates that extend beyond that instant time period are informational ONLY and may be updated in future annual determinations that actually cover the then appropriate July 1st to June 30th time period.

Withholding of Payments

When a complaint is filed with the Commissioner of Labor alleging the failure of a contractor or subcontractor to pay or provide the prevailing wages or supplements, or when the Commissioner of Labor believes that unpaid wages or supplements may be due, payments on the public work contract shall be withheld from the prime contractor in a sufficient amount to satisfy the alleged unpaid wages and supplements, including interest and civil penalty, pending a final determination.

When the Bureau of Public Work finds that a contractor or subcontractor on a public work project failed to pay or provide the requisite prevailing wages or supplements, the Bureau is authorized by Sections 220-b and 235.2 of the Labor Law to so notify the financial officer of the Department of Jurisdiction (Contracting Agency) that awarded the public work contract. Such officer MUST then withhold or cause to be withheld from any payment due the prime contractor on account of such contract the amount indicated by the Bureau as sufficient to satisfy the unpaid wages and supplements, including interest and any civil penalty that may be assessed by the Commissioner of Labor. The withholding continues until there is a final determination of the underpayment by the Commissioner of Labor or by the court in the event a legal proceeding is instituted for review of the determination of the Commissioner of Labor.

The Department of Jurisdiction (Contracting Agency) shall comply with this order of the Commissioner of Labor or of the court with respect to the release of the funds so withheld.

Summary of Notice Posting Requirements

The current Prevailing Rate Schedule must be posted in a prominent and accessible place on the site of the public work project. The prevailing wage schedule must be encased in, or constructed of, materials capable of withstanding adverse weather conditions and be titled "PREVAILING RATE OF WAGES" in letters no smaller than two (2) inches by two (2) inches.

The "[Public Work Project](#)" notice must be posted at the beginning of the performance of every public work contract, on each job site.

Every employer providing workers. compensation insurance and disability benefits must post notices of such coverage in the format prescribed by the Workers. Compensation Board in a conspicuous place on the jobsite.

Every employer subject to the NYS Human Rights Law must conspicuously post at its offices, places of employment, or employment training centers, notices furnished by the State Division of Human Rights.

Employers liable for contributions under the Unemployment Insurance Law must conspicuously post on the jobsite notices furnished by the NYS Department of Labor.

Apprentices

Employees cannot be paid apprentice rates unless they are individually registered in a program registered with the NYS Commissioner of Labor. The allowable ratio of apprentices to journeyworkers in any craft classification can be no greater than the statewide building trade ratios promulgated by the Department of Labor and included with the Prevailing Rate Schedule. An employee listed on a payroll as an apprentice who is not registered as above or is performing work outside the classification of work for which the apprentice is indentured, must be paid the prevailing journeyworker's wage rate for the classification of work the employee is actually performing.

NYSDOL Labor Law, Article 8, Section 220-3, require that only apprentices individually registered with the NYS Department of Labor may be paid apprenticeship rates on a public work project. No other Federal or State Agency of office registers apprentices in New York State.

Persons wishing to verify the apprentice registration of any person must do so in writing by mail, to the NYSDOL Office of Employability Development / Apprenticeship Training, State Office Bldg. Campus, Bldg. 12, Albany, NY 12226 or by Fax to NYSDOL Apprenticeship Training (518) 457-7154. All requests for verification must include the name and social security number of the person for whom the information is requested.

The only conclusive proof of individual apprentice registration is written verification from the NYSDOL Apprenticeship Training Albany Central office. Neither Federal nor State Apprenticeship Training offices outside of Albany can provide conclusive registration information.

It should be noted that the existence of a registered apprenticeship program is not conclusive proof that any person is registered in that program. Furthermore, the existence or possession of wallet cards, identification cards, or copies of state forms is not conclusive proof of the registration of any person as an apprentice.

Interest and Penalties

In the event that an underpayment of wages and/or supplements is found:

- Interest shall be assessed at the rate then in effect as prescribed by the Superintendent of Banks pursuant to section 14-a of the Banking Law, per annum from the date of underpayment to the date restitution is made.
- A Civil Penalty may also be assessed, not to exceed 25% of the total of wages, supplements, and interest due.

Debarment

Any contractor or subcontractor and/or its successor shall be ineligible to submit a bid on or be awarded any public work contract or subcontract with any state, municipal corporation or public body for a period of five (5) years when:

- Two (2) willful determinations have been rendered against that contractor or subcontractor and/or its successor within any consecutive six (6) year period.
- There is any willful determination that involves the falsification of payroll records or the kickback of wages or supplements.

Criminal Sanctions

Willful violations of the Prevailing Wage Law (Article 8 of the Labor Law) may be a felony punishable by fine or imprisonment of up to 15 years, or both.

Discrimination

No employee or applicant for employment may be discriminated against on account of age, race, creed, color, national origin, sex, disability or marital status.

No contractor, subcontractor nor any person acting on its behalf, shall by reason of race, creed, color, disability, sex or national origin discriminate against any citizen of the State of New York who is qualified and available to perform the work to which the employment relates (NYS Labor Law, Article 8, Section 220-e(a)).

No contractor, subcontractor, nor any person acting on its behalf, shall in any manner, discriminate against or intimidate any employee on account of race, creed, color, disability, sex, or national origin (NYS Labor Law, Article 8, Section 220-e(b)).

The Human Rights Law also prohibits discrimination in employment because of age, marital status, or religion.

There may be deducted from the amount payable to the contractor under the contract a penalty of \$50.00 for each calendar day during which such person was discriminated against or intimidated in violation of the provision of the contract (NYS Labor Law, Article 8, Section 220-e(c)).

The contract may be cancelled or terminated by the State or municipality. All monies due or to become due thereunder may be forfeited for a second or any subsequent violation of the terms or conditions of the anti-discrimination sections of the contract (NYS Labor Law, Article 8, Section 220-e(d)).

Every employer subject to the New York State Human Rights Law must conspicuously post at its offices, places of employment, or employment training centers notices furnished by the State Division of Human Rights.

Workers' Compensation

In accordance with Section 142 of the State Finance Law, the contractor shall maintain coverage during the life of the contract for the benefit of such employees as required by the provisions of the New York State Workers' Compensation Law.

A contractor who is awarded a public work contract must provide proof of workers' compensation coverage prior to being allowed to begin work.

The insurance policy must be issued by a company authorized to provide workers' compensation coverage in New York State. Proof of coverage must be on form C-105.2 (Certificate of Workers' Compensation Insurance) and must name this agency as a certificate holder.

If New York State coverage is added to an existing out-of-state policy, it can only be added to a policy from a company authorized to write workers' compensation coverage in this state. The coverage must be listed under item 3A of the information page.

The contractor must maintain proof that subcontractors doing work covered under this contract secured and maintained a workers' compensation policy for all employees working in New York State.

Every employer providing worker's compensation insurance and disability benefits must post notices of such coverage in the format prescribed by the Workers' Compensation Board in a conspicuous place on the jobsite.

Unemployment Insurance

Employers liable for contributions under the Unemployment Insurance Law must conspicuously post on the jobsite notices furnished by the New York State Department of Labor.



Kathy Hochul, Governor

Roberta Reardon, Commissioner

Montgomery County
Nicholas Lobosco, Managing Architect
C.T. Male Associates
50 Century Hill Drive
Latham NY 12110

Schedule Year 2023 through 2024
Date Requested 12/07/2023
PRC# 2023014249

Location County Annex Bldg.
Project ID#
Project Type Montgomery County-Jail Shower Renovations, Architectural, HVAC and Plumbing Improvements

Notice of Contract Award

New York State Labor Law, Article 8, Section 220.3a requires that certain information regarding the awarding of public work contracts, be furnished to the Commissioner of Labor. One "Notice of Contract Award" (PW 16, which may be photocopied), **MUST** be completed for **EACH** prime contractor on the above referenced project.

Upon notifying the successful bidder(s) of this contract, enter the required information and mail **OR** fax this form to the office shown at the bottom of this notice, **OR** fill out the electronic version via the NYSDOL website.

Contractor Information

All information must be supplied

Federal Employer Identification Number: _____		
Name: _____		
Address: _____ _____		
City: _____	State: _____	Zip: _____
Amount of Contract: \$ _____	Contract Type:	
Approximate Starting Date: ____/____/____	<input type="checkbox"/> (01) General Construction	
Approximate Completion Date: ____/____/____	<input type="checkbox"/> (02) Heating/Ventilation	
	<input type="checkbox"/> (03) Electrical	
	<input type="checkbox"/> (04) Plumbing	
	<input type="checkbox"/> (05) Other : _____	

Phone: (518) 457-5589 Fax: (518) 485-1870
W. Averell Harriman State Office Campus, Bldg. 12, Room 130, Albany, NY 12226

Social Security Numbers on Certified Payrolls:

The Department of Labor is cognizant of the concerns of the potential for misuse or inadvertent disclosure of social security numbers. Identity theft is a growing problem and we are sympathetic to contractors' concern regarding inclusion of this information on payrolls if another identifier will suffice.

For these reasons, the substitution of the use of the last four digits of the social security number on certified payrolls submitted to contracting agencies on public work projects is now acceptable to the Department of Labor. This change does not affect the Department's ability to request and receive the entire social security number from employers during its public work/ prevailing wage investigations.

Construction Industry Fair Play Act: Required Posting for Labor Law Article 25-B § 861-d

Construction industry employers must post the "Construction Industry Fair Play Act" notice in a prominent and accessible place on the job site. Failure to post the notice can result in penalties of up to \$1,500 for a first offense and up to \$5,000 for a second offense. The posting is included as part of this wage schedule. Additional copies may be obtained from the NYS DOL website, <https://dol.ny.gov/public-work-and-prevailing-wage>

If you have any questions concerning the Fair Play Act, please call the State Labor Department toll-free at 1-866-435-1499 or email us at: dol.misclassified@labor.ny.gov .

Worker Notification: (Labor Law §220, paragraph a of subdivision 3-a)

Effective June 23, 2020

This provision is an addition to the existing wage rate law, Labor Law §220, paragraph a of subdivision 3-a. It requires contractors and subcontractors to provide written notice to all laborers, workers or mechanics of the *prevailing wage and supplement rate* for their particular job classification *on each pay stub**. It also requires contractors and subcontractors to *post a notice* at the beginning of the performance of every public work contract *on each job site* that includes the telephone number and address for the Department of Labor and a statement informing laborers, workers or mechanics of their right to contact the Department of Labor if he/she is not receiving the proper prevailing rate of wages and/or supplements for his/her job classification. The required notification will be provided with each wage schedule, may be downloaded from our website www.labor.ny.gov or be made available upon request by contacting the Bureau of Public Work at 518-457-5589. *In the event the required information will not fit on the pay stub, an accompanying sheet or attachment of the information will suffice.

(12.20)

**To all State Departments, Agency Heads and Public Benefit Corporations
IMPORTANT NOTICE REGARDING PUBLIC WORK ENFORCEMENT FUND**

Budget Policy & Reporting Manual

B-610

Public Work Enforcement Fund

effective date December 7, 2005

1. Purpose and Scope:

This Item describes the Public Work Enforcement Fund (the Fund, PWEF) and its relevance to State agencies and public benefit corporations engaged in construction or reconstruction contracts, maintenance and repair, and announces the recently-enacted increase to the percentage of the dollar value of such contracts that must be deposited into the Fund. This item also describes the roles of the following entities with respect to the Fund:

- New York State Department of Labor (DOL),
- The Office of the State of Comptroller (OSC), and
- State agencies and public benefit corporations.

2. Background and Statutory References:

DOL uses the Fund to enforce the State's Labor Law as it relates to contracts for construction or reconstruction, maintenance and repair, as defined in subdivision two of Section 220 of the Labor Law. State agencies and public benefit corporations participating in such contracts are required to make payments to the Fund.

Chapter 511 of the Laws of 1995 (as amended by Chapter 513 of the Laws of 1997, Chapter 655 of the Laws of 1999, Chapter 376 of the Laws of 2003 and Chapter 407 of the Laws of 2005) established the Fund.

3. Procedures and Agency Responsibilities:

The Fund is supported by transfers and deposits based on the value of contracts for construction and reconstruction, maintenance and repair, as defined in subdivision two of Section 220 of the Labor Law, into which all State agencies and public benefit corporations enter.

Chapter 407 of the Laws of 2005 increased the amount required to be provided to this fund to .10 of one-percent of the total cost of each such contract, to be calculated at the time agencies or public benefit corporations enter into a new contract or if a contract is amended. The provisions of this bill became effective August 2, 2005.

**To all State Departments, Agency Heads and Public Benefit Corporations
IMPORTANT NOTICE REGARDING PUBLIC WORK ENFORCEMENT FUND**

OSC will report to DOL on all construction-related ("D") contracts approved during the month, including contract amendments, and then DOL will bill agencies the appropriate assessment monthly. An agency may then make a determination if any of the billed contracts are exempt and so note on the bill submitted back to DOL. For any instance where an agency is unsure if a contract is or is not exempt, they can call the Bureau of Public Work at the number noted below for a determination. Payment by check or journal voucher is due to DOL within thirty days from the date of the billing. DOL will verify the amounts and forward them to OSC for processing.

For those contracts which are not approved or administered by the Comptroller, monthly reports and payments for deposit into the Public Work Enforcement Fund must be provided to the Administrative Finance Bureau at the DOL within 30 days of the end of each month or on a payment schedule mutually agreed upon with DOL.

Reports should contain the following information:

- Name and billing address of State agency or public benefit corporation;
- State agency or public benefit corporation contact and phone number;
- Name and address of contractor receiving the award;
- Contract number and effective dates;
- Contract amount and PWEF assessment charge (if contract amount has been amended, reflect increase or decrease to original contract and the adjustment in the PWEF charge); and
- Brief description of the work to be performed under each contract.

Checks and Journal Vouchers, payable to the "New York State Department of Labor" should be sent to:

Department of Labor
Administrative Finance Bureau-PWEF Unit
Building 12, Room 464
State Office Campus
Albany, NY 12226

Any questions regarding billing should be directed to NYSDOL's Administrative Finance Bureau-PWEF Unit at (518) 457-3624 and any questions regarding Public Work Contracts should be directed to the Bureau of Public Work at (518) 457-5589.

Required Notice under Article 25-B of the Labor Law

**Attention All Employees, Contractors and Subcontractors:
You are Covered by the Construction Industry Fair Play Act**

The law says that you are an employee unless:

- You are free from direction and control in performing your job, **and**
- You perform work that is not part of the usual work done by the business that hired you, **and**
- You have an independently established business.

Your employer cannot consider you to be an independent contractor unless all three of these facts apply to your work.

It is against the law for an employer to misclassify employees as independent contractors or pay employees off the books.

Employee Rights: If you are an employee, you are entitled to state and federal worker protections. These include:

- Unemployment Insurance benefits, if you are unemployed through no fault of your own, able to work, and otherwise qualified,
- Workers' compensation benefits for on-the-job injuries,
- Payment for wages earned, minimum wage, and overtime (under certain conditions),
- Prevailing wages on public work projects,
- The provisions of the National Labor Relations Act, and
- A safe work environment.

It is a violation of this law for employers to retaliate against anyone who asserts their rights under the law. Retaliation subjects an employer to civil penalties, a private lawsuit or both.

Independent Contractors: If you are an independent contractor, **you must pay all taxes and Unemployment Insurance contributions required by New York State and Federal Law.**

Penalties for paying workers off the books or improperly treating employees as independent contractors:

- **Civil Penalty** First offense: Up to \$2,500 per employee
 Subsequent offense(s): Up to \$5,000 per employee
- **Criminal Penalty** First offense: Misdemeanor - up to 30 days in jail, up to a \$25,000 fine and debarment from performing public work for up to one year.
 Subsequent offense(s): Misdemeanor - up to 60 days in jail or up to a \$50,000 fine and debarment from performing public work for up to 5 years.

If you have questions about your employment status or believe that your employer may have violated your rights and you want to file a complaint, call the Department of Labor at (866) 435-1499 or send an email to dol.misclassified@labor.ny.gov. All complaints of fraud and violations are taken seriously. You can remain anonymous.

Employer Name:

IA 999 (09/16)



Attention Employees

THIS IS A: **PUBLIC WORK PROJECT**

If you are employed on this project as a **worker, laborer, or mechanic** you are entitled to receive the **prevailing wage and supplements rate** for the classification at which you are working.

Your pay stub and wage notice received upon hire must clearly state your wage rate and supplement rate.

Chapter 629 of the Labor Laws of 2007:

These wages are set by law and must be posted at the work site. They can also be found at:
<https://dol.ny.gov/bureau-public-work>



If you feel that you have not received proper wages or benefits, please call our nearest office.*

Albany	(518) 457-2744	Patchogue	(631) 687-4882
Binghamton	(607) 721-8005	Rochester	(585) 258-4505
Buffalo	(716) 847-7159	Syracuse	(315) 428-4056
Garden City	(516) 228-3915	Utica	(315) 793-2314
New York City	(212) 932-2419	White Plains	(914) 997-9507
Newburgh	(845) 568-5287		

* For New York City government agency construction projects, please contact the Office of the NYC Comptroller at (212) 669-4443, or www.comptroller.nyc.gov – click on Bureau of Labor Law.

Contractor Name: _____

Project Location: _____

Requirements for OSHA 10 Compliance

Article 8 §220-h requires that when the advertised specifications, for every contract for public work, is \$250,000.00 or more the contract must contain a provision requiring that every worker employed in the performance of a public work contract shall be certified as having completed an OSHA 10 safety training course. The clear intent of this provision is to require that all employees of public work contractors, required to be paid prevailing rates, receive such training "prior to the performing any work on the project."

The Bureau will enforce the statute as follows:

All contractors and sub contractors must attach a copy of proof of completion of the OSHA 10 course to the first certified payroll submitted to the contracting agency and on each succeeding payroll where any new or additional employee is first listed.

Proof of completion may include but is not limited to:

- Copies of bona fide course completion card (*Note: Completion cards do not have an expiration date.*)
- Training roster, attendance record or other documentation from the certified trainer pending the issuance of the card.
- Other valid proof

**A certification by the employer attesting that all employees have completed such a course is not sufficient proof that the course has been completed.

Any questions regarding this statute may be directed to the New York State Department of Labor, Bureau of Public Work at 518-457-5589.

WICKS

Public work projects are subject to the Wicks Law requiring separate specifications and bidding for the plumbing, heating and electrical work, when the total project's threshold is \$3 million in Bronx, Kings, New York, Queens and, Richmond counties; \$1.5 million in Nassau, Suffolk and Westchester counties; and \$500,000 in all other counties.

For projects below the monetary threshold, bidders must submit a sealed list naming each subcontractor for the plumbing, HVAC and electrical and the amount to be paid to each. The list may not be changed unless the public owner finds a legitimate construction need, including a change in specifications or costs or the use of a Project Labor Agreement (PLA), and must be open to public inspection.

Allows the state and local agencies and authorities to waive the Wicks Law and use a PLA if it will provide the best work at the lowest possible price. If a PLA is used, all contractors shall participate in apprentice training programs in the trades of work it employs that have been approved by the Department of Labor (DOL) for not less than three years. They shall also have at least one graduate in the last three years and use affirmative efforts to retain minority apprentices. PLA's would be exempt from Wicks, but deemed to be public work subject to prevailing wage enforcement.

The Commissioner of Labor shall have the power to enforce separate specification requirements on projects, and may issue stop-bid orders against public owners for non-compliance.

Other new monetary thresholds, and similar sealed bidding for non-Wicks projects, would apply to certain public authorities including municipal housing authorities, NYC Construction Fund, Yonkers Educational Construction Fund, NYC Municipal Water Finance Authority, Buffalo Municipal Water Finance Authority, Westchester County Health Care Association, Nassau County Health Care Corp., Clifton-Fine Health Care Corp., Erie County Medical Center Corp., NYC Solid Waste Management Facilities, and the Dormitory Authority.

Contractors must pay subcontractors within a 7 days period.

(07.19)

Introduction to the Prevailing Rate Schedule

Information About Prevailing Rate Schedule

This information is provided to assist you in the interpretation of particular requirements for each classification of worker contained in the attached Schedule of Prevailing Rates.

Classification

It is the duty of the Commissioner of Labor to make the proper classification of workers taking into account whether the work is heavy and highway, building, sewer and water, tunnel work, or residential, and to make a determination of wages and supplements to be paid or provided. It is the responsibility of the public work contractor to use the proper rate. If there is a question on the proper classification to be used, please call the district office located nearest the project. District office locations and phone numbers are listed below.

Prevailing Wage Schedules are issued separately for "General Construction Projects" and "Residential Construction Projects" on a county-by-county basis.

General Construction Rates apply to projects such as: Buildings, Heavy & Highway, and Tunnel and Water & Sewer rates.

Residential Construction Rates generally apply to construction, reconstruction, repair, alteration, or demolition of one family, two family, row housing, or rental type units intended for residential use.

Some rates listed in the Residential Construction Rate Schedule have a very limited applicability listed along with the rate. Rates for occupations or locations not shown on the residential schedule must be obtained from the General Construction Rate Schedule. Please contact the local Bureau of Public Work office before using Residential Rate Schedules, to ensure that the project meets the required criteria.

Payrolls and Payroll Records

Contractors and subcontractors are required to establish, maintain, and preserve for not less than six (6) years, contemporaneous, true, and accurate payroll records.

Every contractor and subcontractor shall submit to the Department of Jurisdiction (Contracting Agency), within thirty (30) days after issuance of its first payroll and every thirty (30) days thereafter, a transcript of the original payrolls, subscribed and affirmed as true under penalty of perjury.

Paid Holidays

Paid Holidays are days for which an eligible employee receives a regular day's pay, but is not required to perform work. If an employee works on a day listed as a paid holiday, this remuneration is in addition to payment of the required prevailing rate for the work actually performed.

Overtime

At a minimum, all work performed on a public work project in excess of eight hours in any one day or more than five days in any workweek is overtime. However, the specific overtime requirements for each trade or occupation on a public work project may differ. Specific overtime requirements for each trade or occupation are contained in the prevailing rate schedules.

Overtime holiday pay is the premium pay that is required for work performed on specified holidays. It is only required where the employee actually performs work on such holidays.

The applicable holidays are listed under HOLIDAYS: OVERTIME. The required rate of pay for these covered holidays can be found in the OVERTIME PAY section listings for each classification.

Supplemental Benefits

Particular attention should be given to the supplemental benefit requirements. Although in most cases the payment or provision of supplements is straight time for all hours worked, some classifications require the payment or provision of supplements, or a portion of the supplements, to be paid or provided at a premium rate for premium hours worked. Supplements may also be required to be paid or provided on paid holidays, regardless of whether the day is worked. The Overtime Codes and Notes listed on the particular wage classification will indicate these conditions as required.

Effective Dates

When you review the schedule for a particular occupation, your attention should be directed to the dates above the column of rates. These are the dates for which a given set of rates is effective. The rate listed is valid until the next effective rate change or until the new annual determination which takes effect on July 1 of each year. All contractors and subcontractors are required to pay the current prevailing rates of wages and supplements. If you have any questions please contact the Bureau of Public Work or visit the New York State Department of Labor website (www.labor.ny.gov) for current wage rate information.

Apprentice Training Ratios

The following are the allowable ratios of registered Apprentices to Journey-workers.

For example, the ratio 1:1,1:3 indicates the allowable initial ratio is one Apprentice to one Journeyworker. The Journeyworker must be in place on the project before an Apprentice is allowed. Then three additional Journeyworkers are needed before a second Apprentice is allowed. The last ratio repeats indefinitely. Therefore, three more Journeyworkers must be present before a third Apprentice can be hired, and so on.

Please call Apprentice Training Central Office at (518) 457-6820 if you have any questions.

Title (Trade)	Ratio
Boilermaker (Construction)	1:1,1:4
Boilermaker (Shop)	1:1,1:3
Carpenter (Bldg.,H&H, Pile Driver/Dockbuilder)	1:1,1:4
Carpenter (Residential)	1:1,1:3
Electrical (Outside) Lineman	1:1,1:2
Electrician (Inside)	1:1,1:3
Elevator/Escalator Construction & Modernizer	1:1,1:2
Glazier	1:1,1:3
Insulation & Asbestos Worker	1:1,1:3
Iron Worker	1:1,1:4
Laborer	1:1,1:3
Mason	1:1,1:4
Millwright	1:1,1:4
Op Engineer	1:1,1:5
Painter	1:1,1:3
Plumber & Steamfitter	1:1,1:3
Roofer	1:1,1:2
Sheet Metal Worker	1:1,1:3
Sprinkler Fitter	1:1,1:2

If you have any questions concerning the attached schedule or would like additional information, please contact the nearest BUREAU of PUBLIC WORK District Office or write to:

New York State Department of Labor
Bureau of Public Work
State Office Campus, Bldg. 12
Albany, NY 12226

District Office Locations:	Telephone #	FAX #
Bureau of Public Work - Albany	518-457-2744	518-485-0240
Bureau of Public Work - Binghamton	607-721-8005	607-721-8004
Bureau of Public Work - Buffalo	716-847-7159	716-847-7650
Bureau of Public Work - Garden City	516-228-3915	516-794-3518
Bureau of Public Work - Newburgh	845-568-5287	845-568-5332
Bureau of Public Work - New York City	212-932-2419	212-775-3579
Bureau of Public Work - Patchogue	631-687-4882	631-687-4902
Bureau of Public Work - Rochester	585-258-4505	585-258-4708
Bureau of Public Work - Syracuse	315-428-4056	315-428-4671
Bureau of Public Work - Utica	315-793-2314	315-793-2514
Bureau of Public Work - White Plains	914-997-9507	914-997-9523
Bureau of Public Work - Central Office	518-457-5589	518-485-1870

Montgomery County General Construction

Boilermaker **12/01/2023**

JOB DESCRIPTION Boilermaker **DISTRICT 1**

ENTIRE COUNTIES

Albany, Broome, Chenango, Columbia, Delaware, Essex, Fulton, Greene, Hamilton, Herkimer, Montgomery, Otsego, Rensselaer, Saratoga, Schenectady, Schoharie, Tioga, Warren, Washington

WAGES

Per hour	07/01/2023	01/01/2024
		Additional
Boilermaker	\$ 40.09	+ \$1.31*

(*) To be allocated at later date.

SUPPLEMENTAL BENEFITS

Per hour

Journeyman	\$25.95
	+ 1.49**

(**) This portion of the benefit is NOT subject to the SAME PREMIUM as shown for overtime.

OVERTIME PAY

See (B, E, Q, V) on OVERTIME PAGE

HOLIDAY

Paid: See (1) on HOLIDAY PAGE
 Overtime: See (5, 6, 15, 25) on HOLIDAY PAGE

Note: When a holiday falls on Sunday, the day observed by the State or Nation shall be observed, and when Christmas Day and New Year's fall on Saturday, Friday will be observed as the holiday.

REGISTERED APPRENTICES

Wages per hour
 (1/2) year terms at the following percentage of Journeyman's wage.

1st	2nd	3rd	4th	5th	6th	7th	8th
65%	65%	70%	75%	80%	85%	90%	95%

Supplemental Benefits per hour

1st	2nd	3rd	4th	5th	6th	7th	8th
19.35	19.35	20.29	21.23	22.17	23.13	24.06	25.01
+1.49**	+1.49**	+1.49**	+1.49**	+1.49**	+1.49**	+1.49**	+1.49**

(**) This portion of the benefit is NOT subject to the SAME PREMIUM as shown for overtime.

1-197

Carpenter - Building **12/01/2023**

JOB DESCRIPTION Carpenter - Building **DISTRICT 2**

ENTIRE COUNTIES

Albany, Fulton, Greene, Montgomery, Rensselaer, Saratoga, Schenectady, Schoharie

WAGES

Per hour:	07/01/2023	07/01/2024	07/01/2025
		Additional	Additional
Carpenter	\$ 35.30	\$ 1.25*	\$ 1.25*
Floor Coverer	35.30	1.25*	1.25*
Carpet Layer	35.30	1.25*	1.25*
Dry-Wall	35.30	1.25*	1.25*
Diver-Wet Day	61.25	0.00	0.00
Diver-Dry Day	36.30	1.25*	1.25*
Diver Tender	36.30	1.25*	1.25*

*To be allocated at a later date

NOTE ADDITIONAL AMOUNTS PAID FOR THE FOLLOWING WORK LISTED BELOW (per hour worked):

- Pile Drivers/Dock Builders shall receive \$0.25 per hour over the journeyman's rate of pay when performing piledriving/dock building work.

- Certified welders shall receive \$1.00 per hour over the journeyman's rate of pay when the employee is required to be certified and performs DOT or ABS specified welding work
- When an employee performs work within a contaminated area on a State and/or Federally designated hazardous waste site, and where relevant State and/or Federal regulations require employees to be furnished and use or wear required forms of personal protection, then the employee shall receive his regular hourly rate plus \$1.50 per hour.
- Depth pay for Divers based upon deepest depth on the day of the dive (per diem payment):
 - 0' to 80' no additional fee
 - 81' to 100' additional \$.50 per foot
 - 101' to 150' additional \$0.75 per foot
 - 151' and deeper additional \$1.25 per foot
- Penetration pay for Divers based upon deepest penetration on the day of the dive (per diem payment):
 - 0' to 50' no additional fee
 - 51' to 100' additional \$.75 per foot
 - 101' and deeper additional \$1.00 per foot
- Diver rates applies to all hours worked on dive day.

SHIFT WORK

On Agency/Owner mandated shift work, the following rates will be applicable:

- 1st Shift - Regular Rate
- 2nd Shift - Premium of 7% of base wage per hour
- 3rd Shift - Premium of 14% of base wage per hour

Shift work shall be defined as implementing at least two (2) shifts in a twenty-four (24) consecutive hour period. Shift work must be for a minimum of three (3) consecutive days.

NOTE - The 'Employer Registration' (30.1) use of a '4 Day/10 Hour Work schedules' will no longer be accepted or processed. All registered projects prior to June 30,2023 will expire within the granted time frame.

For Pre-Registered Projects Four (4), Ten (10) hour days may be worked at straight time during a week, Monday thru Thursday. Friday may be used as a make-up day. Tuesday thru Friday may be worked with no make-up day. For further clarification contact your local Bureau Office.

SUPPLEMENTAL BENEFITS

Per hour:

Journeyman \$ 23.42

OVERTIME PAY

See (B, E, E2, Q) on OVERTIME PAGE

HOLIDAY

Paid: See (1) on HOLIDAY PAGE
Overtime: See (5, 6) on HOLIDAY PAGE

Note: Any holiday which occurs on Sunday shall be observed the following Monday. If Christmas falls on a Saturday, it shall be observed on the prior Friday.

REGISTERED APPRENTICES

CARPENTER APPRENTICES

Wages per hour (1300 hour terms at the following percentage of journeyman's base wage):

1st	2nd	3rd	4th
65%	70%	75%	80%

Supplemental Benefits per hour:

\$ 12.41	\$12.41	\$15.01	\$15.01
----------	---------	---------	---------

PILEDRIVER/DOCK BUILDER APPRENTICES

Wages per hour (1300 hour terms at the following percentage of journeyman's base wage):

1st	2nd	3rd	4th
65%*	70%*	75%*	80%*

*Pile Driver/Dock Builder apprentices shall receive an additional \$0.25 per hour worked when performing piledriving/dock building work.

Supplemental Benefits per hour:

\$ 12.41	\$ 12.41	\$ 15.01	\$ 15.01
----------	----------	----------	----------

LINOLEUM, RESILIENT TILE, AND CARPET LAYER APPRENTICES

Wages per hour (1300 hour terms at the following percentage of journeyman's base wage):

1st	2nd	3rd	4th
65%	70%	75%	80%

Supplemental Benefits per hour:

\$ 12.41	\$ 12.41	\$ 15.01	\$ 15.01
----------	----------	----------	----------

ADDITIONAL AMOUNTS PAID PER HOUR WORKED TO APPRENTICES FOR SPECIFIC TYPES OF WORK PERFORMED:

- Certified welders shall receive \$1.00 per hour over the apprentices rate of pay when the apprentice is required to be certified and performs DOT or ABS specified welding work
- When an apprentice performs work within a contaminated area on a State and/or Federally designated hazardous waste site, and where relevant State and/or Federal regulations require the apprentice to be furnished and use or wear required forms of personal protection, then the apprentice shall receive his regular hourly rate plus \$1.50 per hour.

2-291B-Alb

Carpenter - Building / Heavy&Highway

12/01/2023

JOB DESCRIPTION Carpenter - Building / Heavy&Highway

DISTRICT 2

ENTIRE COUNTIES

Albany, Allegany, Broome, Cattaraugus, Cayuga, Chautauqua, Chemung, Chenango, Clinton, Columbia, Cortland, Delaware, Erie, Essex, Franklin, Fulton, Genesee, Greene, Hamilton, Herkimer, Jefferson, Lewis, Livingston, Madison, Monroe, Montgomery, Niagara, Oneida, Onondaga, Ontario, Orleans, Oswego, Otsego, Rensselaer, Saratoga, Schenectady, Schoharie, Schuyler, Seneca, St. Lawrence, Steuben, Sullivan, Tioga, Tompkins, Ulster, Warren, Washington, Wayne, Wyoming, Yates

PARTIAL COUNTIES

Orange: The area lying on Northern side of Orange County demarcated by a line drawn from the Bear Mountain Bridge continuing west to the Bear Mountain Circle, continue North on 9W to the town of Cornwall where County Road 107 (also known as Quaker Rd) crosses under 9W, then east on County Road 107 to Route 32, then north on Route 32 to Orrs Mills Rd, then west on Orrs Mills Rd to Route 94, continue west and south on Route 94 to the Town of Chester, to the intersection of Kings Highway, continue south on Kings Highway to Bellvale Rd, west on Bellvale Rd to Bellvale Lakes Rd, then south on Bellvale Lakes Rd to Kain Rd, southeast on Kain Rd to Route 17A, then north and southeast along Route 17A to Route 210, then follow Route 210 to NJ Border.

WAGES

Wages per hour:	07/01/2023	07/01/2024
		Additional
Carpenter - ONLY for Artificial Turf/Synthetic Sport Surface	\$ 34.48	\$ 2.25*

*To be allocated at a later date

Note - Does not include the operation of equipment. Please see Operating Engineers rates.

SUPPLEMENTAL BENEFITS

Per hour:

Journeyman \$ 26.30

OVERTIME PAY

See (B, E, Q, X) on OVERTIME PAGE

HOLIDAY

Paid: See (5) on HOLIDAY PAGE
 Overtime: See (5, 6, 16) on HOLIDAY PAGE

Notes:

When a holiday falls upon a Saturday, it shall be observed on the preceding Friday. When a holiday falls upon a Sunday, it shall be observed on the following Monday.

An employee taking an unexcused day off the regularly scheduled day before or after a paid Holiday shall not receive Holiday pay.

REGISTERED APPRENTICES

Wages per hour (1300 hour terms at the following percentage of Journeyman's wage):

1st	2nd	3rd	4th
65%	70%	75%	80%

Supplemental Benefits per hour:

1st term	\$ 17.56
2nd term	18.04
3rd term	20.06
4th term	20.54

2-42AtSS

Carpenter - Heavy&Highway

12/01/2023

JOB DESCRIPTION Carpenter - Heavy&Highway

DISTRICT 2

ENTIRE COUNTIES

Albany, Fulton, Greene, Montgomery, Rensselaer, Saratoga, Schenectady, Schoharie, Warren, Washington

WAGES

Per hour	07/01/2023	07/01/2024
		Additional
Carpenter	\$ 41.32	\$ 4.00*

Piledriver	41.32	4.00*
Diver-Wet Day	66.32	4.00*
Diver-Dry Day	42.32	4.00*
Diver-Tender	42.32	4.00*

*To be allocated at a later date.

NOTE ADDITIONAL AMOUNTS PAID FOR THE FOLLOWING WORK LISTED BELOW (per hour worked):

- When project owner mandates a single irregular work shift, the employee will receive an additional \$3.00 per hour. A single irregular work shift can start any time from 5:00 p.m. to 1:00 a.m.
- State or Federal designated hazardous site, requiring protective gear shall be an additional \$2.50 per hour.
- Certified welders when required to perform welding work will receive an additional \$2.50 per hour.

ADDITIONAL NOTES PERTAINING TO DIVERS/TENDERS:

- Divers and Tenders shall receive one and one half (1 1/2) times their regular diver and tender rate of pay for Effluent and Slurry diving.
- Divers and tenders being paid at the specified rate for Effluent and Slurry diving shall have all overtime rates based on the specified rate plus the appropriate overtime rates (one and one half or two times the specified rate for Slurry and Effluent divers and tenders).
- The pilot of an ADS or submersible will receive one and one-half (1 1/2) times the Diver-Wet Day Rate for time submerged.
- All crew members aboard a submersible shall receive the Diver-Wet Day rate.
- Depth pay for Divers based upon deepest depth on the day of the dive (per diem payment):
 - 0' to 50' no additional fee
 - 51'to 100' additional \$.50 per foot
 - 101'to 150' additional \$0.75 per foot
 - 151'and deeper additional \$1.25 per foot
- Penetration pay for Divers based upon deepest penetration on the day of the dive (per diem payment):
 - 0' to 50' no additional fee
 - 51' to 100' additional \$.75 per foot
 - 101' and deeper additional \$1.00 per foot
- Diver rates applies to all hours worked on dive day.

NOTE - The 'Employer Registration' (30.1) use of a '4 Day/10 Hour Work schedules' will no longer be accepted or processed. All registered projects prior to June 30,2023 will expire within the granted time frame.

For Pre-Registered Projects Four (4), Ten (10) hour days may be worked at straight time during a week, Monday thru Thursday. Friday may be used as a make-up day. Tuesday thru Friday may be worked with no make-up day. For further clarification contact your local Bureau Office.

SUPPLEMENTAL BENEFITS

Per hour:

Journeyman \$ 23.75

OVERTIME PAY

See (B, E, Q) on OVERTIME PAGE

HOLIDAY

Paid: See (5, 6) on HOLIDAY PAGE

Overtime: See (5, 6) on HOLIDAY PAGE

- In the event a Holiday falls on a Saturday, the Friday before will be observed as a Holiday. If a Holiday falls on a Sunday, then Monday will be observed as a Holiday. Employee must work scheduled work day before and after the Holiday.

- The employee must work their scheduled workday before and their scheduled workday after the holiday to receive holiday pay.

REGISTERED APPRENTICES

CAPRENTER APPRENTICES

Wages per hour (1040 hour terms at the following percentage of journeyman's base wage):

1st	2nd	3rd	4th	5th
65%	70%	75%	80%	85%

Supplemental Benefits per hour:

\$ 18.37	\$ 18.92	\$ 20.97	\$ 21.52	\$ 22.07
----------	----------	----------	----------	----------

PILEDRIWER/DOCKBUILDER APPRENTICES

Wages per hour (1300 hour terms at the following percentage of journeyman's base wage):

1st	2nd	3rd	4th
65%	70%	80%	85%

Supplemental Benefits per hour:

\$ 18.37	\$ 18.92	\$ 21.52	\$ 22.07
----------	----------	----------	----------

NOTE ADDITIONAL AMOUNTS PAID PER HOUR WORKED TO APPRENTICES FOR SPECIFIC TYPES OF WORK PERFORMED:

- When project owner mandates a single irregular work shift, the employee will receive an additional \$3.00 per hour. A single irregular work shift can start any time from 5:00 p.m. to 1:00 a.m.

- State or Federal designated hazardous site, requiring protective gear shall be an additional \$2.50 per hour.
- Certified welders when required to perform welding work will receive an additional \$2.50 per hour.

2-291HH-Alb

Electrician

12/01/2023

JOB DESCRIPTION Electrician

DISTRICT 1

ENTIRE COUNTIES

Albany, Columbia, Fulton, Hamilton, Montgomery, Rensselaer, Saratoga, Schenectady, Schoharie, Warren, Washington

PARTIAL COUNTIES

Greene: Portion of the County North of a line following the South limits of the City of Catskill in a westerly direction from the Hudson River to State Highway 23A. Then continuing on 23A to the road following the Little West Kill and continuing along this road to Delaware County.
 Otsego: Only the Towns of Decatur and Worchester

WAGES

Per hour

	07/01/2023	06/01/2024
Electrician	\$ 46.50	Additional + \$2.24*
Audio/Sound	46.50	+ \$2.24*
Video	46.50	+ \$2.24*
Tele-Data	46.50	+ \$2.24*
Solar/ Photovoltaic	46.50	+ \$2.24*

(*) To be allocated at later date.

Notes: An additional 5% above rate for work over 30' above floor and requires use of a safety harness when working on tooth picks, structural steel, temporary platforms, swing scaffolds & boatswain chairs. All OSHA approved lifts are excluded.

An additional 10% above rate on towers & smokestacks over 100' high.

An additional 20% above rate in shafts over 25' deep or tunnels over 50' long that are under construction.

An additional 5% above rate when Journeymen are required to work as Lead (Pb) cable splicers.

An additional 10% above rate when Journeymen Welders are required to have ASME verification.

SUPPLEMENTAL BENEFITS

Per hour

Journeyman	\$ 29.91
	+3% of wage

OVERTIME PAY

See (B, *E, Q) on OVERTIME PAGE

* DOUBLE TIME AFTER 10 HOURS ON SATURDAY

For Projects Bid on or Prior to 05/31/2019

NOTE: THE FOLLOWING RATES WILL APPLY ON ALL CONTRACTING AGENCY MANDATED SHIFTS OF AT LEAST A FIVE (5) DAY DURATION WORKED BETWEEN THE HOURS LISTED BELOW:

1st Shift	8:00 AM to 4:30 PM	REGULAR RATE
2nd Shift	4:30 PM to 1:00 AM	REGULAR RATE PLUS 10%
3rd Shift	12:30 AM to 9:00 AM	REGULAR RATE PLUS 15%

For Projects Bid on or After 06/01/2019

1st Shift	8:00 AM to 4:30 PM	REGULAR RATE
2nd Shift	4:30 PM to 1:00 AM	REGULAR RATE PLUS 17.3%
3rd Shift	12:30 AM to 9:00 AM	REGULAR RATE PLUS 31.4%

For Projects Bid on or After 09/01/2019

NOTE: THE FOLLOWING RATES WILL APPLY ON ALL CONTRACTING AGENCY MANDATED SINGLE IRREGULAR SHIFTS OF AT LEAST A FIVE (5) DAY DURATION WORKED BETWEEN THE HOURS LISTED BELOW:

1st Shift	8:00 AM to 4:30 PM	REGULAR RATE
2nd Shift	4:30 PM to 1:00 AM	REGULAR RATE PLUS 17.3%
3rd Shift	12:30 AM to 9:00 AM	REGULAR RATE PLUS 31.4%

HOLIDAY

Paid: See (1) on HOLIDAY PAGE

Overtime: See (5, 6) on HOLIDAY PAGE

Note: If the holiday falls on Saturday, it shall be celebrated on Friday. If the holiday falls on Sunday, it shall be celebrated on Monday.

REGISTERED APPRENTICES

Wages per hour

Terms at the following percentage of Journeyman's wage.

0-6mo	6-12mo	2nd yr	3rd yr	4th yr	5th yr
40%	45%	50%	60%	70%	80%

Notes: An additional 5% above rate for work over 30' above floor and requires use of a safety harness when working on tooth picks, structural steel, temporary platforms, swing scaffolds & boatswain chairs. All OSHA approved lifts are excluded.

An additional 10% above rate on towers & smoke stacks over 100' high.

An additional 20% above rate in shafts over 25' deep or tunnels over 50' long that are under construction.

Apprentices indentured on or before 12/31/2018

\$29.91

Apprentices indentured on or after 01/01/2019

Supplemental Benefits per hour worked

0-12 month term	\$ 15.02**
2nd year term	24.19**
3rd year term	25.33**
4th year term	26.48**
5th year term	27.62**

(**) Plus additional 3% of wage

1-236

Elevator Constructor

12/01/2023

JOB DESCRIPTION Elevator Constructor

DISTRICT 1

ENTIRE COUNTIES

Albany, Clinton, Essex, Fulton, Hamilton, Herkimer, Montgomery, Otsego, Rensselaer, Saratoga, Schenectady, Schoharie, Warren, Washington

PARTIAL COUNTIES

Madison: Madison Only the towns of: Brookfield, Hamilton, Lincoln, Madison, Smithfield, Stockbridge and the City of Oneida
 Oneida: Entire county except the towns of: Camden, Florence, and Vienna.

WAGES

Per hour

07/01/2023	01/01/2024
------------	------------

Mechanic	\$ 53.02	\$ 55.32
----------	----------	----------

Helper	70% of Mechanic Wage Rate	70% of Mechanic Wage Rate
--------	------------------------------	------------------------------

NOTE - The "Employer Registration" (30.1) use of a '4 Day/10 Hour Work schedules' will no longer be accepted or processed. All registered projects prior to June 30, 2023 will expire within the granted time frame.

For Pre-Registered Projects Four (4), Ten (10) hour days may be worked at straight time during a week, Monday thru Thursday. Friday may be used as a make-up day. Tuesday thru Friday may be worked with no make-up day. For further clarification contact your local Bureau Office.

SUPPLEMENTAL BENEFITS

Per hour

07/01/2023	01/01/2024
------------	------------

Journeyman/Helper	\$ 37.335*	\$ 37.885*
-------------------	------------	------------

(*)Plus 6% of hourly rate, if less than 5 years of service. Plus 8% of hourly rate, if more than 5 years of service.

OVERTIME PAY

See (D, O) on OVERTIME PAGE

HOLIDAY

Paid: See (5, 6, 15, 16) on HOLIDAY PAGE

Overtime: See (5, 6, 15, 16) on HOLIDAY PAGE

Note: When a paid holiday falls on Saturday, it shall be observed on Friday. When a paid holiday falls on Sunday, it shall be observed on Monday.

REGISTERED APPRENTICES

Wages per hour:

0-6 mo*	6-12 mo	2nd yr	3rd yr	4th yr
50%	55 %	65 %	70 %	80 %

(*)Plus 6% of the hourly rate, no additional supplemental benefits.

Supplemental Benefits - per hour worked:

Same as Journeyman/Helper

1-35

Glazier **12/01/2023**

JOB DESCRIPTION Glazier

DISTRICT 1

ENTIRE COUNTIES

Albany, Clinton, Columbia, Essex, Franklin, Fulton, Greene, Hamilton, Montgomery, Rensselaer, Saratoga, Schenectady, Schoharie, Warren, Washington

WAGES

Per hour

07/01/2023

Glazier Base Wage \$ 32.16
 Plus additional \$4.10 per hour for all hours worked, not subject to overtime/premium

High Work Base Wage*** \$ 34.31
 Plus additional \$4.10 per hour for all hours worked, not subject to overtime/premium

(***)When working on Swing Stage or Lift 100 feet or more in height, measured from the ground level up.

NOTE - The "Employer Registration" (30.1) use of a '4 Day/10 Hour Work schedules' will no longer be accepted or processed. All registered projects prior to June 30, 2023 will expire within the granted time frame.

For Pre-Registered Projects Four (4), Ten (10) hour days may be worked at straight time during a week, Monday thru Thursday. Friday may be used as a make-up day. Tuesday thru Friday may be worked with no make-up day. For further clarification contact your local Bureau Office.

SUPPLEMENTAL BENEFITS

Per hour

Journeyman \$ 22.65
 Journeyman High Work \$ 28.30

OVERTIME PAY

See (B, E, E2, Q) on OVERTIME PAGE
 Premium is applied to the respective base wage only.

THE FOLLOWING RATES WILL APPLY ON ALL CONTRACTING AGENCY MANDATED SHIFT WORK OR SINGLE IRREGULAR SHIFTS STARTING BETWEEN THE HOURS LISTED BELOW:

4:00pm to 6:30am: ADDITIONAL 12.5% TO APPLICABLE WAGE RATE AND SUPPLEMENTAL BENEFIT

HOLIDAY

Paid: See (1) on HOLIDAY PAGE
 Overtime: See (5, 6) on HOLIDAY PAGE

Note: If any of the holidays are designated by federal law to be celebrated on a day other than that on which they regularly fall, then the holiday shall be celebrated on the day set by said federal law as if the day on which the holiday is celebrated was actually the holiday date.

REGISTERED APPRENTICES

Wages per hour

Apprentice Glazier 1500 hr. terms at the following percentage of Journeymans base wage.

1st	2nd	3rd	4th
50%	65%	75%	90%

+ additional \$4.10 per hour for all hours worked for all terms

Apprentice Glazier Hi-Work 1500 hr. terms at the following percentage of Journeymans Hi-Work base wage.

1st	2nd	3rd	4th
-----	-----	-----	-----

50% 65% 75% 90%
 + additional \$4.10 per hour for all hours worked for all terms

Supplemental Benefits per hour worked

Apprentice	
1st term	\$ 18.98
2nd-4th term	22.65
Apprentice High Work	
1st term	22.45
2nd-4th term	28.30

1-201

Insulator - Heat & Frost

12/01/2023

JOB DESCRIPTION Insulator - Heat & Frost

DISTRICT 1

ENTIRE COUNTIES

Albany, Columbia, Delaware, Essex, Fulton, Greene, Hamilton, Montgomery, Rensselaer, Saratoga, Schenectady, Schoharie, Sullivan, Ulster, Warren, Washington

WAGES

Wages per hour	07/01/2023	05/01/2024 Additional
Asbestos Worker*	\$ 39.68	+ \$2.00**
Insulator*	39.68	
Firestopping Worker*	33.73	

(*) On Mechanical Systems only.

(**) To be allocated at later date.

On government mandated shift work additional 12% of wage for all shifts starting after 3:30 P.M.

SUPPLEMENTAL BENEFITS

Per hour

Journeyman	\$ 25.64
------------	----------

OVERTIME PAY

See (*B1, **Q) on OVERTIME PAGE

*B1=Double time begins after 10 hours on Saturday

**Q=Triple time on Labor Day if worked.

HOLIDAY

Paid: See (1) on HOLIDAY PAGE

Overtime: See (5, 6) on HOLIDAY PAGE

When a holiday falls on Sunday the following Monday shall be observed as the holiday.

REGISTERED APPRENTICES

Wages per hour

one year terms at the following percentage of Journeyman's wage.

1st	2nd	3rd	4th
60 %	70 %	80 %	90 %

Supplemental Benefits per hour worked:

Apprentices	\$ 25.64
-------------	----------

1-40

Ironworker

12/01/2023

JOB DESCRIPTION Ironworker

DISTRICT 1

ENTIRE COUNTIES

Albany, Clinton, Columbia, Delaware, Essex, Greene, Rensselaer, Saratoga, Schenectady, Schoharie, Warren, Washington

PARTIAL COUNTIES

Fulton: Only the Townships of Broadalbin, Mayfield, Northampton, Bleecker and Johnstown.

Hamilton: Only the Townships of Hope, Benson and Wells.

Montgomery: Only the Townships of Florida, Amsterdam, Charleston, Glen, Mohawk and Root.

Otsego: Only the Towns of Unadilla, Butternuts, Morris, Otego, Oneonta, Laurens, Millford, Maryland and Worcester.

WAGES

Wages	07/01/2023
Per hour	
Ornamental	\$ 34.50
Reinforcing	34.50
Rodman	34.50
Structural & Precast	34.50
Mover/Rigger	34.50
Fence Erector	34.50
Stone Derrickman	34.50
Sheeter	34.75
Curtain Wall Installer	34.50
Metal Window Installer	34.50

SUPPLEMENTAL BENEFITS

Per hour

JOURNEYPERSON \$ 31.64

OVERTIME PAY

See (B, E, Q) on OVERTIME PAGE

THE FOLLOWING RATES WILL APPLY ON ALL CONTRACTING AGENCY MANDATED MULTIPLE SHIFTWORK:

1st Shift	6:00 AM to 4:30 PM	REGULAR RATE
2nd Shift	2:00 PM to 7:00 PM	REGULAR RATE PLUS 10%
3rd Shift	7:00 PM to 12:00 AM	REGULAR RATE PLUS 15%

THE FOLLOWING RATE WILL APPLY ON ALL CONTRACTING AGENCY MANDATED SINGLE IRREGULAR SHIFTS:

Shift Starting 4:30 PM to 12:00 AM	REGULAR RATE PLUS 10%
------------------------------------	-----------------------

HOLIDAY

Paid: See (1) on HOLIDAY PAGE

Overtime: See (5, 6) on HOLIDAY PAGE

Note: Any holiday which occurs on Sunday shall be observed the following Monday.

REGISTERED APPRENTICES

Wages per hour

ONE YEAR TERMS AT THE FOLLOWING WAGE RATES:

	07/01/2023
1st year	\$ 19.50
2nd year	21.50
3rd year	23.50
4th year	25.50
Supplemental Benefits per hour worked	
1st year	\$ 12.28
2nd year	24.30
3rd year	26.00
4th year	27.72

Ironworker

12/01/2023

JOB DESCRIPTION Ironworker

DISTRICT 7

ENTIRE COUNTIES

Franklin, Herkimer, Lewis, Oneida, St. Lawrence

PARTIAL COUNTIES

Chenango: Only the Townships of Columbus, New Berlin, North Norwich, Plymouth, Sherburne and Smyrna.

Fulton: Only the Townships of Caroga, Ephratah, Oppenheim, Stratford.

Hamilton: Only the Townships of Arietta, Indian Lake, Inlet, Lake Pleasant, Long Lake and Morehouse.

Jefferson: Only the Townships of Antwerp, Champion, Philadelphia and Wilna.

Madison: Only the Townships of Brookfield, Eaton, Hamilton, Lebanon, Madison, Oneida and Stockbridge.

Montgomery: Only the Townships of Canajoharie, Minden, Palatine and St. Johnsville.

Otsego: Only the Townships of Burlington, Cherry Valley, Decatur, Edmeston, Exeter, Hartwick, Middlefield, New Lisbon, Otsego, Pittsfield, Plainfield, Richfield, Roseboom, Springfield and Westford, and Village of Cooperstown.

WAGES

Per hour: 07/01/2023

Structural/Reinforcing	\$ 32.00
Mach. Mover/Ornamental	32.00
Stone Derrickman	32.00
Chain Link Fence	32.00
Sheeter Ironworker	32.00
Pre-Engineered Building	32.00
Window Erector	32.00
Precast Erector	32.00
Welder	32.00

SUPPLEMENTAL BENEFITS

Per hour:

Journeyman	\$ 31.25
------------	----------

OVERTIME PAY

See (B, E, Q) on OVERTIME PAGE

HOLIDAY

Paid: See (1) on HOLIDAY PAGE
 Overtime: See (5, 6) on HOLIDAY PAGE

NOTE: Any holiday which occurs on Sunday shall be observed the following Monday.

REGISTERED APPRENTICES

WAGES per hour: 1500 hour terms at the following wage.

1-1500hrs	\$ 19.50
1501-3000hrs	21.50
3001-4500hrs	23.50
4501-6000hrs	25.50

SUPPLEMENTAL BENEFITS per hour:

1-1500hrs	\$ 13.03
1501-3000hrs	21.30
3001-4500hrs	22.48
4501-6000hrs	23.66

7-440

Laborer - Building

12/01/2023

JOB DESCRIPTION Laborer - Building

DISTRICT 1

ENTIRE COUNTIES

Schenectady, Schoharie

PARTIAL COUNTIES

Fulton: Only the Townships of Bleeker, Mayfield, Northampton, Johnstown, Broadalbin and Perth.

Montgomery: Only the Townships of Mohawk, Glen, Charleston, Amsterdam, and Florida.

Saratoga: Only the Townships of Day, Hadley, Edinburg, Corinth, Moreau, South Glens Falls, Providence, Greenfield, Wilton, Galway, Northumberland, Milton, Saratoga Springs, Charlton, Ballston, Malta and Clifton Park.

WAGES

Per hour

	07/01/2023	07/01/2024 Additional
Group #1: All Classifications except as noted in Groups 2 & 3	\$ 36.54	+ \$2.50*
Group #2: Blaster, Drilling equipment only where a separate air compressor unit supplies power, Metal formsetter (sidewalk), Well pointing & Laser operator	\$ 37.04	+ \$2.50*
Group #3: Handling of Asbestos or Toxic Materials	\$ 37.89	+ \$2.50*

(*) To be allocated at later date.

SUPPLEMENTAL BENEFITS

Per hour

Journeyman \$ 23.46

OVERTIME PAY

See (B, E, E2, Q) on OVERTIME PAGE

HOLIDAY

Paid: See (1) on HOLIDAY PAGE
 Overtime: See (5, 6) on HOLIDAY PAGE

REGISTERED APPRENTICES

Wages per hour

1000 Hour terms at the following percentage of Journeyman's basic hourly wage.

1st	2nd	3rd	4th
65 %	70 %	80 %	80 %

Supplemental Benefits per hour worked

Apprentices 07/01/2023
 \$ 23.46

1-157

Laborer - Building

12/01/2023

JOB DESCRIPTION Laborer - Building

DISTRICT 1

ENTIRE COUNTIES

Hamilton, Herkimer, Madison, Oneida

PARTIAL COUNTIES

Fulton: Only the Townships of Stratford, Oppenheim, Caroga and Ephratah
 Montgomery: Only the Townships of Minden, St. Johnsville, Canajoharie, Palatine and Root

WAGES

- GROUP #1: Basic
- GROUP #2: Pipe Layer, Mortar Mixer, Walk behind Mortar Buggy and Power Lift
- GROUP #3: Wagon Drill(Where separate air compressor unit supplies power.)
- GROUP #4: Blaster, Formsetter, Riding Mortar Buggy
- GROUP #5: Hazardous Waste Removal
- GROUP #6: Asbestos and Lead Removal

WAGES per hour:	07/01/2023	07/01/2024
Building Laborer:		Additional
Group # 1	\$ 30.10	+ \$4.75*
Group # 2	30.25	+ \$4.75*
Group # 3	30.50	+ \$4.75*
Group # 4	30.60	+ \$4.75*
Group # 5	31.60	+ \$4.75*
Group # 6	31.60	+ \$4.75*

(*) To be allocated at later date.

SUPPLEMENTAL BENEFITS

Per hour:

All groups 07/01/2023
 \$ 25.09

OVERTIME PAY

See (B, E, E2, Q) on OVERTIME PAGE

HOLIDAY

Paid: See (1) on HOLIDAY PAGE
 Overtime: See (5, 6) on HOLIDAY PAGE

REGISTERED APPRENTICES

Wages per hour

1000 Hour terms at the following percentage of Journeyman's basic hourly wage.

1st	2nd	3rd	4th
65 %	70 %	80 %	80 %

Supplemental Benefits per hour worked

07/01/2023
 Apprentices \$ 25.09

1-190z2B

Laborer - Heavy&Highway

12/01/2023

JOB DESCRIPTION Laborer - Heavy&Highway

DISTRICT 1

ENTIRE COUNTIES

Schenectady, Schoharie

PARTIAL COUNTIES

Fulton: Only the Townships of Bleeker, Mayfield, Northampton, Johnstown, Broadalbin and Perth.

Montgomery: Only the Townships of Mohawk, Glen, Charleston, Amsterdam, and Florida.

Saratoga: Only the Townships of Day, Hadley, Edinburg, Corinth, Moreau, South Glens Falls, Providence, Greenfield, Wilton, Galaway, Northumberland, Milton, Saratoga Springs, Charlton, Ballston, Malta and Clifton Park

WAGES

GROUP # A:

Basic, Drill Helper, Flagman, Outboard and Hand Boats.

GROUP # B:

Chain Saw, Concrete Aggregate Bin, Concrete Bootmen, Gin Buggy, Hand or Machine Vibrator, Jack Hammer, Mason Tender, Mortar Mixer, Pavement Breaker, Handlers of Steelmesh, Small Generators for Laborers, Tools Installation of Bridge Drainage Pipe, Pipe Layers, Vibrator Type Rollers, Tamper, Drill Doctor, Tail or Screw Operator on Asphalt Paver, Water Pump Operators(1-1/2" and Single Diaphragm) Nozzle (Asphalt, Guniting, Seeding, and Sand Blasting), Laborers on Chain Link Fence, Rock Splitter and Power Unit, Pusher Type Concrete Saw and all other Gas, Electric, Oil and Air Tool Operators, Wrecking Laborer.

GROUP # C:

Drilling Equipment Only Where a Separate Air Compressor Unit Supplies Power, Acetylene Torch Operators, Asphalt Paver/Raker and Powderman.

GROUP # D:

Blasters, Metal Form Setters (sidewalk), Stone or Granite Curb Setters.

GROUP # E:

Employees performing hazardous waste removal, lead abatement and removal, or asbestos abatement and removal on a State and/or Federally designated waste site & where relevant State or Federal regulations require employees to use or wear forms of personal protection.

WAGES per hour	07/01/2023	07/01/2024 Additional
Group # A	\$ 39.19	+ \$3.25*
Group # B	39.39	+ \$3.25*
Group # C	39.59	+ \$3.25*
Group # D	39.79	+ \$3.25*
Group # E	41.69	+ \$3.25*

(*) To be allocated at later date.

All employees who work a single irregular workday that starts from 5:00 pm to 1:00 am on a governmental mandated night shift shall be paid an additional \$5.00 per hour.

NOTE - The "Employer Registration" (30.1) use of a '4 Day/10 Hour Work schedules' will no longer be accepted or processed. All registered projects prior to June 30, 2023 will expire within the granted time frame.

For Pre-Registered Projects Four (4), Ten (10) hour days may be worked at straight time during a week, Monday thru Thursday. Friday may be used as a make-up day. Tuesday thru Friday may be worked with no make-up day. For further clarification contact your local Bureau Office.

SUPPLEMENTAL BENEFITS

Per hour

Journeyman \$ 26.90

OVERTIME PAY

See (B, E, Q) on OVERTIME PAGE

HOLIDAY

Paid: See (5, 6) on HOLIDAY PAGE

Overtime: See (5, 6) on HOLIDAY PAGE

Note: If the holiday falls on Sunday, it will be celebrated on Monday. If the Monday Holiday is worked it will be paid at double time plus the Holiday pay. If the Holiday falls on a Saturday employer can choose to celebrate Saturday or give Friday off with pay. If the Saturday Holiday is worked it will be paid at double time plus the Holiday pay

REGISTERED APPRENTICES

Wages per hour

1000 HOUR TERMS AT THE FOLLOWING PERCENTAGE OF JOURNEYMAN'S BASE WAGE

1ST	2ND	3RD	4TH
65 %	70 %	80 %	80 %

Supplemental Benefits per hour worked

	07/01/2023	
Apprentices	\$ 26.90	1-157h/h

Laborer - Heavy&Highway	12/01/2023
------------------------------------	-------------------

JOB DESCRIPTION Laborer - Heavy&Highway

DISTRICT 1

ENTIRE COUNTIES

Hamilton, Herkimer, Madison, Oneida

PARTIAL COUNTIES

Fulton: Only Townships of Stratford, Oppenheim, Caroga and Ephratah
 Montgomery: Only Townships of Minden, St. Johnsville, Canajoharie, Palatine and Root.

WAGES

GROUP # A: Basic, Drill Helper, Flagman, Outboard and Hand Boats.

GROUP # B: Bull Float, Chain Saw, Concrete Aggregate Bin, Concrete Bootmen, Gin Buggy, Hand or Machine Vibrator, Jack Hammer, Mason Tender, Mortar Mixer, Pavement Breaker, Handlers of all SteelMash, Small Generators for Laborers Tools, Installation of Bridge Drainage Pipe, Pipe Layers, Vibrator Type Rollers, Tamper, Drill Doctor, Tail or Screw Operator on Asphalt Paver, Water Pump Operators(1-1/2" and Single Diaphragm), Nozzle (Asphalt, Gunite, Seeding, and Sand Blasting), Laborers on Chain Link Fence Erection, Rock Splitter and Power Unit, Pusher Type Concrete Saw and all other Gas, Electric, Oil and Air Tool Operators, Wrecking Laborer.

GROUP # C: Rock or Drilling Machine Operators (only where a separate air compressor unit supplies power), Acetylene Torch Operators, Asphalt Raker and Powderman.

GROUP # D: Blasters, Form Setters (prefab curb radius), Stone or Granite Curb Setters.

GROUP # E: Employees performing hazardous waste removal, lead abatement and removal, or asbestos abatement and removal on a State and/or Federally designated waste site & where relevant State or Federal regulations require employees to use or wear forms of personal protection.

Per hour:	07/01/2023	07/01/2024 Additional
Heavy/Highway Laborer:		
GROUP # A	\$ 37.65	+ \$3.25*
GROUP # B	37.85	+ \$3.25*
GROUP # C	38.05	+ \$3.25*
GROUP # D	38.25	+ \$3.25*
GROUP # E	40.15	+ \$3.25*

(*) To be allocated at later date.

All employees who work a single irregular workday that starts from 5:00 pm to 1:00 am on a governmental mandated night shift shall be paid an additional \$5.00 per hour.

NOTE - The "Employer Registration" (30.1) use of a '4 Day/10 Hour Work schedules' will no longer be accepted or processed. All registered projects prior to June 30, 2023 will expire within the granted time frame.

For Pre-Registered Projects Four (4), Ten (10) hour days may be worked at straight time during a week, Monday thru Thursday. Friday may be used as a make-up day. Tuesday thru Friday may be worked with no make-up day. For further clarification contact your local Bureau Office.

SUPPLEMENTAL BENEFITS

Per hour: \$ 28.44

OVERTIME PAY

See (B, E, Q) on OVERTIME PAGE

HOLIDAY

Paid: See (5, 6) on HOLIDAY PAGE
Overtime: See (5, 6) on HOLIDAY PAGE

Note: If the holiday falls on Sunday, it will be celebrated on Monday. If the Monday Holiday is worked it will be paid at double time plus the Holiday pay. If the Holiday falls on a Saturday employer can choose to celebrate Saturday or give Friday off with pay. If the Saturday Holiday is worked it will be paid at double time plus the Holiday pay

REGISTERED APPRENTICES

Wages per hour

1000 hour terms at the following percentage of Journeyman's wage

1st	2nd	3rd	4th
65%	70%	80%	80%

SUPPLEMENTAL BENEFITS per hour worked

Apprentices \$ 28.44

1-190z2H/H

Laborer - Tunnel

12/01/2023

JOB DESCRIPTION Laborer - Tunnel

DISTRICT 1

ENTIRE COUNTIES

Albany, Fulton, Hamilton, Herkimer, Madison, Montgomery, Oneida, Rensselaer, Saratoga, Schenectady, Schoharie, Washington

WAGES

Class 1: All support laborers/sandhogs working above the shaft or tunnel

Class 2: All laborers/sandhogs working in the shaft or tunnel

Class 4: Safety Miners

Class 5: Site work related to Shaft/Tunnel

Per Hour

07/01/2023

Class 1	\$ 45.65
Class 2	47.65
Class 4	49.90
Class 5	41.15

Toxic and hazardous waste, lead abatement and asbestos abatement work will be paid an additional \$ 3.00 an hour.

All Government mandated irregular shift work Monday through Saturday is subject to Premium rate. All Government mandated irregular shift work that falls on Sunday is subject to double Premium rate.

SUPPLEMENTAL BENEFITS

Per hour

Journeyman \$ 26.91
+1.59*

*This portion of the benefit is NOT subject to the SAME PREMIUM as shown for overtime

OVERTIME PAY

See (B, E, Q, V, X) on OVERTIME PAGE

HOLIDAY

Paid: See (5, 6, 15, 25) on HOLIDAY PAGE
Overtime: See (5, 6, 15, 16, 25) on HOLIDAY PAGE

Note: When a holiday falls on Sunday, the following Monday shall be considered a holiday and all work performed on either day shall be at the double time rate. When a holiday falls on Saturday, the preceding Friday shall be considered a holiday and all work performed on either day shall be at the double time rate.

REGISTERED APPRENTICES

FOR APPRENTICE RATES, refer to the appropriate Laborer Heavy & Highway wage rate contained in the wage schedule for the County and Location where the work is to be performed.

1-190/157T

Lineman Electrician

12/01/2023

JOB DESCRIPTION Lineman Electrician

DISTRICT 6

ENTIRE COUNTIES

Albany, Allegany, Broome, Cattaraugus, Cayuga, Chautauqua, Chemung, Chenango, Clinton, Columbia, Cortland, Delaware, Dutchess, Erie, Essex, Franklin, Fulton, Genesee, Greene, Hamilton, Herkimer, Jefferson, Lewis, Livingston, Madison, Monroe, Montgomery, Niagara, Oneida, Onondaga, Ontario, Orange, Orleans, Oswego, Otsego, Putnam, Rensselaer, Rockland, Saratoga, Schenectady, Schoharie, Schuyler, Seneca, St. Lawrence, Steuben, Sullivan, Tioga, Tompkins, Ulster, Warren, Washington, Wayne, Wyoming, Yates

WAGES

A Lineman/Technician shall perform all overhead aerial work. A Lineman/Technician on the ground will install all electrical panels, connect all grounds, install and connect all electrical conductors, assembly of all electrical materials, conduit, pipe, or raceway; placing of fish wire; pulling of cables, wires or fiber optic cable through such raceways; splicing of conductors; dismantling of such structures, lines or equipment.

A Groundman/Truck Driver shall: Build and set concrete forms, handle steel mesh, set footer cages, transport concrete in a wheelbarrow, hand or machine concrete vibrator, finish concrete footers, mix mortar, grout pole bases, cover and maintain footers while curing in cold weather, operate jack hammer, operate hand pavement breaker, tamper, concrete and other motorized saws, as a drill helper, operate and maintain generators, water pumps, chainsaws, sand blasting, operate mulching and seeding machine, air tools, electric tools, gas tools, load and unload materials, hand shovel and/or broom, prepare and pour mastic and other fillers, assist digger operator/equipment operator in ground excavation and restoration, landscape work and painting. Only when assisting a lineman technician, a groundman/truck driver may assist in installing conduit, pipe, cables and equipment.

NOTE: Includes Teledata Work within ten (10) feet of High Voltage Transmission Lines. Also includes digging of holes for poles, anchors, footer, and foundations for electrical equipment.

Below rates applicable on all overhead and underground distribution and maintenance work, and all overhead and underground transmission line work and the installation of fiber optic cable where no other construction trades are or have been involved. (Ref #14.01.01)

Per hour:	07/01/2023	05/06/2024
Lineman, Technician	\$ 57.40	\$ 58.90
Crane, Crawler Backhoe	57.40	58.90
Welder, Cable Splicer	57.40	58.90
Digging Mach. Operator	51.66	53.01
Tractor Trailer Driver	48.79	50.07
Groundman, Truck Driver	45.92	47.12
Equipment Mechanic	45.92	47.12
Flagman	34.44	35.34

Additional \$1.00 per hour for entire crew when a helicopter is used.

Below rates applicable on all electrical sub-stations, switching structures, fiber optic cable and all other work not defined as "Utility outside electrical work". (Ref #14.02.01-A)

Lineman, Technician	\$ 57.40	\$ 58.90
Crane, Crawler Backhoe	57.40	58.90
Cable Splicer	63.14	64.79
Certified Welder,		
Pipe Type Cable	60.27	61.85
Digging Mach. Operator	51.66	53.01
Tractor Trailer Driver	48.79	50.07
Groundman, Truck Driver	45.92	47.12
Equipment Mechanic	45.92	47.12
Flagman	34.44	35.34

Additional \$1.00 per hour for entire crew when a helicopter is used.

Below rates apply on switching structures, maintenance projects, railroad catenary install/maintenance third rail installation, bonding of rails and pipe type cable and installation of fiber optic cable. (Ref #14.02.01-B)

Lineman, Tech, Welder	\$ 58.72	\$ 60.22
Crane, Crawler Backhoe	58.72	60.22
Cable Splicer	64.59	66.24
Certified Welder,		
Pipe Type Cable	61.66	63.23
Digging Mach. Operator	52.85	54.20
Tractor Trailer Driver	49.91	51.19
Groundman, Truck Driver	46.98	48.18

Equipment Mechanic	46.98	48.18
Flagman	35.23	36.13

Additional \$1.00 per hour for entire crew when a helicopter is used.

Below rates applicable on all overhead and underground transmission line work & fiber optic cable where other construction trades are or have been involved. This applies to transmission line work only, not other construction. (Ref #14.03.01)

Lineman, Tech, Welder	\$ 59.91	\$ 61.41
Crane, Crawler Backhoe	59.91	61.41
Cable Splicer	59.91	61.41
Digging Mach. Operator	53.92	55.27
Tractor Trailer Driver	50.92	52.20
Groundman, Truck Driver	47.93	49.13
Equipment Mechanic	47.93	49.13
Flagman	35.95	36.85

Additional \$1.00 per hour for entire crew when a helicopter is used.

NOTE: THE FOLLOWING RATES WILL APPLY ON ALL CONTRACTING AGENCY MANDATED MULTIPLE SHIFTS OF AT LEAST FIVE (5) DAYS DURATION WORKED BETWEEN THE HOURS LISTED BELOW:

1ST SHIFT	8:00 AM to 4:30 PM REGULAR RATE
2ND SHIFT	4:30 PM to 1:00 AM REGULAR RATE PLUS 17.3 %
3RD SHIFT	12:30 AM to 9:00 AM REGULAR RATE PLUS 31.4 %

NOTE - The "Employer Registration" (30.1) use of a '4 Day/10 Hour Work schedules' will no longer be accepted or processed. All registered projects prior to June 30, 2023 will expire within the granted time frame.

For Pre-Registered Projects Four (4), Ten (10) hour days may be worked at straight time during a week, Monday thru Thursday. Friday may be used as a make-up day. Tuesday thru Friday may be worked with no make-up day. For further clarification contact your local Bureau Office.

SUPPLEMENTAL BENEFITS

Per hour:

	07/01/2023	05/06/2024
Lineman, Technician, or Equipment Operators with Crane License	\$ 29.40 *plus 7% of the hourly wage paid	\$ 30.90 *plus 7% of the hourly wage paid
All other Journeyman	\$ 26.40 *plus 7% of the hourly wage paid	\$ 26.90 *plus 7% of the hourly wage paid

*The 7% is based on the hourly wage paid, straight time or premium time.

OVERTIME PAY

See (B, E, Q, X) on OVERTIME PAGE. *Note* Double time for all emergency work designated by the Dept. of Jurisdiction.

NOTE: WAGE CAP - Double the straight time hourly base wage shall be the maximum hourly wage compensation for any hour worked. Contractor is still responsible to pay the hourly benefit amount for each hour worked.

HOLIDAY

Paid See (5, 6, 8, 13, 25) on HOLIDAY PAGE plus Governor of NYS Election Day.
 Overtime See (5, 6, 8, 13, 25) on HOLIDAY PAGE plus Governor of NYS Election Day.

NOTE: All paid holidays falling on Saturday shall be observed on the preceding Friday. All paid holidays falling on Sunday shall be observed on the following Monday. Supplements for holidays paid at straight time.

REGISTERED APPRENTICES

WAGES per hour: 1000 hour terms at the following percentage of the applicable Journeyman Lineman wage.

1st	2nd	3rd	4th	5th	6th	7th
60%	65%	70%	75%	80%	85%	90%

SUPPLEMENTAL BENEFITS per hour:

07/01/2023	05/06/2024
\$ 26.40	\$ 26.90
*plus 7% of the hourly wage paid	*plus 7% of the hourly wage paid

*The 7% is based on the hourly wage paid, straight time or premium time.

6-1249a

Lineman Electrician - Teledata **12/01/2023**

JOB DESCRIPTION Lineman Electrician - Teledata **DISTRICT 6**

ENTIRE COUNTIES

Albany, Allegany, Broome, Cattaraugus, Cayuga, Chautauqua, Chemung, Chenango, Clinton, Columbia, Cortland, Delaware, Dutchess, Erie, Essex, Franklin, Fulton, Genesee, Greene, Hamilton, Herkimer, Jefferson, Lewis, Livingston, Madison, Monroe, Montgomery, Niagara, Oneida, Onondaga, Ontario, Orange, Orleans, Oswego, Otsego, Putnam, Rensselaer, Rockland, Saratoga, Schenectady, Schoharie, Schuyler, Seneca, St. Lawrence, Steuben, Sullivan, Tioga, Tompkins, Ulster, Warren, Washington, Wayne, Westchester, Wyoming, Yates

WAGES

Per hour:

For outside work, stopping at first point of attachment (demarcation).

	07/01/2023	01/01/2024	01/01/2025
Cable Splicer	\$ 37.73	\$ 39.24	\$ 40.81
Installer, Repairman	\$ 35.81	\$ 37.24	\$ 38.73
Teledata Lineman	\$ 35.81	\$ 37.24	\$ 38.73
Tech., Equip. Operator	\$ 35.81	\$ 37.24	\$ 38.73
Groundman	\$ 18.98	\$ 19.74	\$ 20.53

NOTE: EXCLUDES Teledata work within ten (10) feet of High Voltage (600 volts and over) transmission lines. For this work please see LINEMAN.

NOTE: THE FOLLOWING RATES WILL APPLY ON ALL CONTRACTING AGENCY MANDATED MULTIPLE SHIFTS OF AT LEAST FIVE (5) DAYS DURATION WORKED:

1ST SHIFT	REGULAR RATE
2ND SHIFT	REGULAR RATE PLUS 10%
3RD SHIFT	REGULAR RATE PLUS 15%

SUPPLEMENTAL BENEFITS

Per hour:	07/01/2023	01/01/2024	01/01/2025
Journeyman	\$ 5.70	\$ 5.70	\$ 5.70
	*plus 3% of the hourly wage paid	*plus 3% of the hourly wage paid	*plus 3% of the hourly wage paid

*The 3% is based on the hourly wage paid, straight time rate or premium rate.

OVERTIME PAY

See (B, E, Q) on OVERTIME PAGE

NOTE: WAGE CAP - Double the straight time hourly base wage shall be the maximum hourly wage compensation for any hour worked.

Contractor is still responsible to pay the hourly benefit amount for each hour worked.

HOLIDAY

Paid: See (1) on HOLIDAY PAGE
 Overtime: See (5, 6, 16) on HOLIDAY PAGE

6-1249LT - Teledata

Lineman Electrician - Traffic Signal, Lighting **12/01/2023**

JOB DESCRIPTION Lineman Electrician - Traffic Signal, Lighting **DISTRICT 6**

ENTIRE COUNTIES

Albany, Allegany, Broome, Cattaraugus, Cayuga, Chautauqua, Chemung, Chenango, Clinton, Cortland, Delaware, Erie, Essex, Franklin, Fulton, Genesee, Greene, Hamilton, Herkimer, Jefferson, Lewis, Livingston, Madison, Monroe, Montgomery, Niagara, Oneida, Onondaga, Ontario, Orleans, Oswego, Otsego, Rensselaer, Saratoga, Schenectady, Schoharie, Schuyler, Seneca, St. Lawrence, Steuben, Sullivan, Tioga, Tompkins, Warren, Washington, Wayne, Wyoming, Yates

WAGES

Lineman/Technician shall perform all overhead aerial work. A Lineman/Technician on the ground will install all electrical panels, connect all grounds, install and connect all electrical conductors which includes, but is not limited to road loop wires; conduit and plastic or other type pipes that carry conductors, flex cables and connectors, and to oversee the encasement or burial of such conduits or pipes.

A Groundman/Truck Driver shall: Build and set concrete forms, handle steel mesh, set footer cages, transport concrete in a wheelbarrow, hand or machine concrete vibrator, finish concrete footers, mix mortar, grout pole bases, cover and maintain footers while curing in cold weather, operate jack hammer, operate hand pavement breaker, tamper, concrete and other motorized saws, as a drill helper, operate and maintain generators, water pumps, chainsaws, sand blasting, operate mulching and seeding machine, air tools, electric tools, gas tools, load and unload materials, hand shovel and/or broom, prepare and pour mastic and other fillers, assist digger operator/equipment operator in ground excavation and restoration, landscape work and painting. Only when assisting a lineman technician, a groundman/truck driver may assist in installing conduit, pipe, cables and equipment.

A flagger's duties shall consist of traffic control only.
 (Ref #14.01.01)

Per hour:	07/01/2023	05/06/2024
Lineman, Technician	\$ 49.32	\$ 50.54
Crane, Crawler Backhoe	49.32	50.54
Certified Welder	51.79	53.07
Digging Machine	44.39	45.49
Tractor Trailer Driver	41.92	42.96
Groundman, Truck Driver	39.46	40.43
Equipment Mechanic	39.46	40.43
Flagman	29.59	30.32

Above rates are applicable for installation, testing, operation, maintenance and repair on all Traffic Control (Signal) and Illumination (Lighting) projects, Traffic Monitoring Systems, and Road Weather Information Systems. Includes digging of holes for poles, anchors, footer foundations for electrical equipment; assembly of all electrical materials or raceway; placing of fish wire; pulling of cables, wires or fiber optic cable through such raceways; splicing of conductors; dismantling of such structures, lines or equipment.

NOTE: THE FOLLOWING RATES WILL APPLY ON ALL CONTRACTING AGENCY MANDATED MULTIPLE SHIFTS OF AT LEAST FIVE (5) DAYS DURATION WORKED BETWEEN THE HOURS LISTED BELOW:

1ST SHIFT	8:00 AM TO 4:30 PM	REGULAR RATE
2ND SHIFT	4:30 PM TO 1:00 AM	REGULAR RATE PLUS 17.3%
3RD SHIFT	12:30 AM TO 9:00 AM	REGULAR RATE PLUS 31.4%

NOTE - The "Employer Registration" (30.1) use of a '4 Day/10 Hour Work schedules' will no longer be accepted or processed. All registered projects prior to June 30, 2023 will expire within the granted time frame.

For Pre-Registered Projects Four (4), Ten (10) hour days may be worked at straight time during a week, Monday thru Thursday. Friday may be used as a make-up day. Tuesday thru Friday may be worked with no make-up day. For further clarification contact your local Bureau Office.

SUPPLEMENTAL BENEFITS

Per hour worked (but also required on non-worked holidays):

	07/01/2023	05/06/2024
Lineman, Technician, or Equipment Operators with Crane License	\$ 29.40 *plus 7% of the hourly wage paid	\$ 30.90 *plus 7% of the hourly wage paid
All other Journeyman	\$ 26.40 *plus 7% of the hourly wage paid	\$ 26.90 *plus 7% of the hourly wage paid

*The 7% is based on the hourly wage paid, straight time or premium time.

OVERTIME PAY

See (B, E, Q) on OVERTIME PAGE. *Note* Double time for all emergency work designated by the Dept. of Jurisdiction.

NOTE: WAGE CAP - Double the straight time hourly base wage shall be the maximum hourly wage compensation for any hour worked. Contractor is still responsible to pay the hourly benefit amount for each hour worked.

HOLIDAY

Paid: See (5, 6, 8, 13, 25) on HOLIDAY PAGE plus Governor of NYS Election Day.

Overtime: See (5, 6, 8, 13, 25) on HOLIDAY PAGE plus Governor of NYS Election Day.

NOTE: All paid holidays falling on Saturday shall be observed on the preceding Friday. All paid holidays falling on Sunday shall be observed on the following Monday. Supplements for holidays paid at straight time.

REGISTERED APPRENTICES

WAGES per hour: 1000 hour terms at the following percentage of the applicable Journeyman Lineman wage.

1st	2nd	3rd	4th	5th	6th	7th
60%	65%	70%	75%	80%	85%	90%

SUPPLEMENTAL BENEFITS per hour:

07/01/2023	05/06/2024
\$ 26.40	\$ 26.90
*plus 7% of the hourly wage paid	*plus 7% of the hourly wage paid

*The 7% is based on the hourly wage paid, straight time or premium time.

6-1249a-LT

Lineman Electrician - Tree Trimmer

12/01/2023

JOB DESCRIPTION Lineman Electrician - Tree Trimmer

DISTRICT 6

ENTIRE COUNTIES

Albany, Allegany, Broome, Cattaraugus, Cayuga, Chautauqua, Chemung, Chenango, Clinton, Columbia, Cortland, Delaware, Dutchess, Erie, Essex, Franklin, Fulton, Genesee, Greene, Hamilton, Herkimer, Jefferson, Lewis, Livingston, Madison, Monroe, Montgomery, Niagara, Oneida, Onondaga, Ontario, Orange, Orleans, Oswego, Otsego, Putnam, Rensselaer, Rockland, Saratoga, Schenectady, Schoharie, Schuyler, Seneca, St. Lawrence, Steuben, Sullivan, Tioga, Tompkins, Ulster, Warren, Washington, Wayne, Wyoming, Yates

WAGES

Applies to line clearance, tree work and right-of-way preparation on all new or existing energized overhead or underground electrical, telephone and CATV lines. This also would include stump removal near underground energized electrical lines, including telephone and CATV lines.

Per hour:	07/01/2023	12/31/2023
Tree Trimmer	\$ 29.80	\$ 31.44
Equipment Operator	26.35	27.80
Equipment Mechanic	26.35	27.80
Truck Driver	21.95	23.15
Groundman	18.07	19.07
Flag person	14.20	14.20*

*NOTE- Rate effective on 01/01/2024 - \$15.00 due to minimum wage increase

SUPPLEMENTAL BENEFITS

Per hour:

	07/01/2023	12/31/2023
Journeyman	\$ 10.48	\$ 10.48
	*plus 4.5% of the hourly wage paid	*plus 4.5% of the hourly wage paid

* The 3% is based on the hourly wage paid, straight time rate or premium rate.

OVERTIME PAY

See (B, E, Q, X) on OVERTIME PAGE

NOTE: WAGE CAP - Double the straight time hourly base wage shall be the maximum hourly wage compensation for any hour worked. Contractor is still responsible to pay the hourly benefit amount for each hour worked.

HOLIDAY

Paid: See (5, 6, 8, 15) on HOLIDAY PAGE
 Overtime: See (5, 6, 8, 15, 16, 25) on HOLIDAY PAGE

NOTE: All paid holidays falling on a Saturday shall be observed on the preceding Friday. All paid holidays falling on a Sunday shall be observed on the following Monday.

6-1249TT

Mason - Building

12/01/2023

JOB DESCRIPTION Mason - Building

DISTRICT 12

ENTIRE COUNTIES

Albany, Clinton, Columbia, Essex, Franklin, Fulton, Greene, Hamilton, Montgomery, Rensselaer, Saratoga, Schenectady, Schoharie, Warren, Washington

WAGES

Per hour 07/01/2023

Tile/Marble/Terrazzo

Setter \$ 37.41
Finisher 29.14

NOTE - The 'Employer Registration' (30.1) use of a '4 Day/10 Hour Work schedules' will no longer be accepted or processed. All registered projects prior to June 30,2023 will expire within the granted time frame.

For Pre-Registered Projects Four (4), Ten (10) hour days may be worked at straight time during a week, Monday thru Thursday. Friday may be used as a make-up day. Tuesday thru Friday may be worked with no make-up day. For further clarification contact your local Bureau Office.

SUPPLEMENTAL BENEFITS

Per hour worked

Journeyman Setter \$ 21.83
Journeyman Finisher 18.87

OVERTIME PAY

See (B, E, E2, Q) on OVERTIME PAGE

HOLIDAY

Paid: See (1) on HOLIDAY PAGE
Overtime: See (5, 6) on HOLIDAY PAGE

REGISTERED APPRENTICES

Wages per hour

Hour Terms at the following percentage of Journeyman's wage

Setter:
1st term 0-500 hrs 60%
2nd term 501-1500 hrs 70%
3rd term 1501-2500 hrs 80%
4th term 2501-3500 hrs 85%
5th term 3501-4500 hrs 90%
6th term 4501-6000 hrs 95%

Finisher:
1st term 0-500 hrs 70%
2nd term 501-1500 hrs 80%
3rd term 1501-2500 hrs 90%
4th term 2501-3700 hrs 95%

Supplemental Benefits per hour worked
07/01/2023

Setter:
1st term 0-500 hrs \$ 12.98
2nd term 501-1500 hrs 12.98
3rd term 1501-2500 hrs 17.40
4th term 2501-3500 hrs 17.40
5th term 3501-4500 hrs 19.61
6th term 4501-6000 hrs 21.83

Finisher:
1st term 0-500 hrs \$ 12.22
2nd term 501-1500 hrs 12.22
3rd term 1501-2500 hrs 15.54
4th term 2501-3700 hrs 15.54

Mason - Building **12/01/2023**

JOB DESCRIPTION Mason - Building

DISTRICT 12

ENTIRE COUNTIES

Albany, Columbia, Fulton, Greene, Hamilton, Montgomery, Rensselaer, Saratoga, Schenectady, Schoharie, Washington

PARTIAL COUNTIES

Warren: Only the Townships of Bolton, Lake George, Lake Luzerne, Queensbury, Stony Creek, Thurman & Warrensburg.

WAGES

Per hour 07/01/2023

Bricklayer	\$ 40.24
Cement Mason(Bldg)	40.24
Plasterer/Fireproofing*	40.24
Pointer/Caulker/Cleaner	40.24
Stone Mason	40.24
Acid Brick	40.74

(*Fireproofing of Structural only.

NOTE - The "Employer Registration" (30.1) use of a '4 Day/10 Hour Work schedules' will no longer be accepted or processed. All registered projects prior to June 30,2023 will expire within the granted time frame.

For Pre-Registered Projects Four (4), ten (10) hour days may be worked at straight time during a week, Monday thru Thursday. Friday may be used as a make-up day. Tuesday thru Friday may be worked with no make-up day. For further clarification contact your local Bureau Office.

SUPPLEMENTAL BENEFITS

Per hour worked

Journeyman \$ 23.13

OVERTIME PAY

See (B, E, E2, Q) on OVERTIME PAGE

HOLIDAY

Paid: See (1) on HOLIDAY PAGE

Overtime: See (5, 6) on HOLIDAY PAGE

Note: Any holiday which occurs on Sunday shall be observed the following Monday.

REGISTERED APPRENTICES

Wages per hour

750 hour terms at the following percentage of Journey's wage

1st	2nd	3rd	4th	5th	6th	7th	8th
60%	60%	65%	70%	75%	80%	85%	90%

Supplemental Benefits per hour worked

All Terms \$ 23.13

12-2b.1

Mason - Heavy&Highway **12/01/2023**

JOB DESCRIPTION Mason - Heavy&Highway

DISTRICT 12

ENTIRE COUNTIES

Albany, Cayuga, Clinton, Columbia, Essex, Franklin, Fulton, Greene, Hamilton, Herkimer, Jefferson, Lewis, Madison, Montgomery, Oneida, Oswego, Rensselaer, Saratoga, Schenectady, Schoharie, St. Lawrence, Warren, Washington

PARTIAL COUNTIES

Onondaga: For Heavy & Highway Cement Mason or Plaster Work in Onondaga County, refer to Mason-Heavy&Highway tag 1-2h/h on.

WAGES

Per hour 07/01/2023

Mason & Bricklayer	\$ 41.46
-----------------------	----------

Additional \$1.00 per hour for work on any swing scaffold or staging suspended by means of ropes or cables.

SUPPLEMENTAL BENEFITS

Per hour worked

Journeyman

\$ 21.98

OVERTIME PAY

See (B, E, E2, Q) on OVERTIME PAGE

HOLIDAY

Paid: See (1) on HOLIDAY PAGE

Overtime: See (5, 6) on HOLIDAY PAGE

Note: If a holiday falls on Sunday, the Monday following shall constitute the day of the legal holiday.

REGISTERED APPRENTICES

Wages per hour

750 HR TERMS at the following percent of Journeyman's wage

1st	2nd	3rd	4th	5th	6th	7th	8th
60%	60%	65%	70%	75%	80%	85%	90%

Supplemental Benefits per hour worked

0 to 500 Hours	\$ 13.38
All Other	21.98

12-2hh.1

Millwright

12/01/2023

JOB DESCRIPTION Millwright

DISTRICT 6

ENTIRE COUNTIES

Albany, Allegany, Broome, Cattaraugus, Cayuga, Chautauqua, Chemung, Chenango, Clinton, Columbia, Cortland, Delaware, Erie, Essex, Franklin, Fulton, Genesee, Greene, Hamilton, Herkimer, Jefferson, Lewis, Livingston, Madison, Monroe, Montgomery, Niagara, Oneida, Onondaga, Ontario, Orleans, Oswego, Otsego, Rensselaer, Saratoga, Schenectady, Schoharie, Schuyler, Seneca, St. Lawrence, Steuben, Sullivan, Tioga, Tompkins, Ulster, Warren, Washington, Wayne, Wyoming, Yates

WAGES

THE FOLLOWING RATE APPLIES TO ANY GAS/STEAM TURBINE AND OR RELATED COMPONENT WORK, INCLUDING NEW INSTALLATIONS OR MAINTENANCE AND ANY/ALL WORK PERFORMED WITHIN THE PROPERTY LIMITS OF A NUCLEAR FACILITY.

Per hour:	07/01/2023	07/01/2024	07/01/2025
Millwright - Power Generation	\$ 43.05	Additional \$ 2.50	Additional \$2.50

NOTE: ADDITIONAL PREMIUMS PAID FOR THE FOLLOWING WORK LISTED BELOW (amount subject to any overtime premiums):

- Certified Welders shall receive an additional \$1.75 per hour provided he/she is directed to perform certified welding.
- If a work site has been declared a hazardous site by the Owner and the use of protective gear (including, as a minimum, air purifying canister-type chemical respirators) are required, then that employee shall receive an additional \$1.50 per hour.
- An employee performing the work of a machinist shall receive an additional \$2.00 per hour. For the purposes of this premium to apply, a "machinist" is a person who uses a lathe, Bridgeport, milling machine or similar type of tool to make or modify parts.
- When performing work underground at 500 feet and below, the employee shall receive an additional \$1.00 per hour.

SUPPLEMENTAL BENEFITS

Per hour paid:

Journeyman

\$ 27.40*

*NOTE: Subject to OT premium

OVERTIME PAY

See (B, E, E2, Q, V) on OVERTIME PAGE

HOLIDAY

Paid: See (1) on HOLIDAY PAGE

Overtime: See (5, 6) on HOLIDAY PAGE

NOTE: Any holiday that falls on Sunday shall be observed the following Monday. Any holiday that falls on Saturday shall be observed the preceding Friday.

REGISTERED APPRENTICES

WAGES per hour: One year terms at the following percentage of Journeyman's wage:

Appr. 1st year 65 %*

Appr. 2nd year	75 %*
Appr. 3rd year	80 %*
Appr. 4th year	90 %*

*NOTE: Additional premium for the following work listed below:

Certified Welder	\$ 1.75
Hazardous Waste Work	1.50
Machinist	2.00
Underground (500' and below)	1.00

SUPPLEMENTAL BENEFITS per hour:

Appr. 1st year	\$ 11.89
Appr. 2nd year	22.75
Appr. 3rd year	24.30
Appr. 4th year	25.85

6-1163Power

Millwright

12/01/2023

JOB DESCRIPTION Millwright

DISTRICT 2

ENTIRE COUNTIES

Albany, Chenango, Delaware, Fulton, Montgomery, Otsego, Rensselaer, Saratoga, Schenectady, Schoharie

WAGES

Per hour:	07/01/2023	07/01/2024 Additional	07/01/2025 Additional
Building	\$ 37.43	\$ 2.50*	\$ 2.50*
Heavy & Highway	40.43	3.00*	2.50*

*To be allocated at a later date

NOTE ADDITIONAL PREMIUMS PAID FOR THE FOLLOWING WORK LISTED BELOW (amount subject to any overtime premiums):

- Certified Welders shall receive \$1.75 per hour in addition to the current Millwrights rate provided he/she is directed to perform certified welding.
- For Building work if a work site has been declared a hazardous site by the Owner and the use of protective gear (including, as a minimum, air purifying canister-type chemical respirators) are required, then that employee shall receive a \$1.50 premium per hour for Building work.
- For Heavy & Highway work if the work is performed at a State or Federally designated hazardous waste site where employees are required to wear protective gear, the employees performing the work shall receive an additional \$2.00 per hour over the millwright heavy and highway wage rate for all hours worked on the day protective gear was worn.
- An employee performing the work of a machinist shall receive \$2.00 per hour in addition to the current Millwrights rate. For the purposes of this premium to apply, a "machinist" is a person who uses a lathe, Bridgeport, milling machine or similar type of tool to make or modify parts.
- When performing work underground at 500 feet and below, the employee shall receive an additional \$1.00.

SUPPLEMENTAL BENEFITS

Per hour:

Journeyman	\$ 26.32
------------	----------

OVERTIME PAY

See (B, E, E2, Q) on OVERTIME PAGE

HOLIDAY

Paid: See (1) on HOLIDAY PAGE
 Overtime: See (5, 6) on HOLIDAY PAGE

Note: Any holiday that falls on Sunday shall be observed the following Monday. Any holiday that falls on Saturday shall be observed the preceding Friday.

REGISTERED APPRENTICES

Wages per hour:

(1)year terms at the following percentage of Journeyman's rate.

1st	2nd	3rd	4th
65%	75%	80%	90%

Supplemental Benefits per hour:

Apprentices:	
1st term	\$ 12.04

2nd term	22.04
3rd term	23.47
4th term	24.89

2-1163.1

Operating Engineer - Building

12/01/2023

JOB DESCRIPTION Operating Engineer - Building

DISTRICT 1

ENTIRE COUNTIES

Albany, Clinton, Columbia, Essex, Franklin, Fulton, Greene, Hamilton, Herkimer, Montgomery, Otsego, Rensselaer, Saratoga, Schenectady, Schoharie, Warren, Washington

PARTIAL COUNTIES

Dutchess: Defined as north of the northern boundary line of City of Poughkeepsie then due east to Route 115 to Bedell Road then east along Bedell Road to VanWagner Road then north along VanWagner Road to Bower Road then east along Bower Road to Rte. 44 east to Route 343 then along Route 343 east to the northern boundary of Town of Dover Plains and east along the northern boundary of Town of Dover Plains to Connecticut.

WAGES

CLASS A1*: Cranes, tower cranes, hydraulic cranes, locomotive crane, piledriver, cableway, derricks, whirlies, dragline, boom trucks (over 5 tons).

CLASS A:

Shovel, Excavators 18,001 lbs. and above(including rubber tire full swing), Gradalls, power road grader, all CMI equipment, front-end rubber tire loader, tractor-mounted drill (quarry master), mucking machine, concrete central mix plant, concrete pump, belcrete system, automated asphalt concrete plant, and tractor road paver, boom trucks 5 tons and under, maintenance engineer, self-contained crawler drill-hydraulic rock drill.

CLASS B:

Excavators 18,000 lbs. and under, Backhoes (rubber tired backhoe/loader combination), bulldozer, pushcat, tractor, traxcavator, scraper, LeTourneau grader, form fine grader, self-propelled soil compactor (fill roller), asphalt roller, blacktop spreader, power brooms, sweepers, trenching machine, Barber Green loader, side booms, hydro hammer, concrete spreader, concrete finishing machine, one drum hoist, power hoisting (single drum), hoist two drum or more, three drum engine, power hoisting (two drum and over), two drum and swinging engine, three drum swinging engine, hod hoist, A-L frame winches, core and well drillers (one drum), post hole digger, model CHB Vibro-Tamp or similar machine, batch bin and plant operator, dinky locomotive, skid steer loader, track excavator 5/8 cubic yard or smaller, front end rubber tired loader under four cubic yards, vacuum machine (mounted or towed).

CLASS C:

Fork lift, high lift, all terrain fork lift: or similar, oiler, fireman and heavy-duty greaser, boilers and steam generators, pump, vibrator, motor mixer, air compressor, dust collector, welding machine, well point, mechanical heater, generators, temporary light plants, electric submersible pumps 4" and over, murphy type diesel generator, conveyor, elevators, concrete mixer, belcrete power pack (belcrete system), seeding, and mulching machines, pumps, rotating telehandler (that does not require NYS crane license).

*** In the event that equipment listed above is operated by robotic control, the classification covering the operation will be the same as if manually operated.

WAGES per hour

	07/01/2023	07/01/2024
Class A1*	\$ 50.93	\$ 53.11
Class A	50.44	52.62
Class B	49.42	51.60
Class C	46.52	48.70

(*) TONNAGE RATING PREMIUMS:

Note: Additional value subject to same premiums as shown for OT

All cranes 1000 tons and over, A1 rate plus \$7.00

All cranes 800-999 tons, A1 rate plus \$6.00

All cranes 600-799 tons, A1 rate plus \$5.00

All cranes 400-599 tons, A1 rate plus \$4.00

All cranes 200-399 tons, A1 rate plus \$3.00

All cranes 111-199 tons, A1 rate plus \$2.25

All cranes 110 tons and under, A1 rate only

Additional \$0.50 per hr on A1 rate for Tower Cranes.

Additional \$2.50 per hr over B rate for Nuclear Leader work.

Additional \$2.50 per hour if work requires Personal Protective Equipment for hazardous waste site activities with a level C or over rating.

NOTE - The "Employer Registration" (30.1) use of a '4 Day/10 Hour Work schedules' will no longer be accepted or processed. All registered projects prior to June 30, 2023 will expire within the granted time frame.

For Pre-Registered Projects Four (4), Ten (10) hour days may be worked at straight time during a week, Monday thru Thursday. Friday may be used as a make-up day. Tuesday thru Friday may be worked with no make-up day. For further clarification contact your local Bureau Office.

SUPPLEMENTAL BENEFITS

Per hour	07/01/2023	07/01/2024
Journeyman	\$ 31.30	\$32.40

OVERTIME PAY

See (B, E, Q) on OVERTIME PAGE

HOLIDAY

Paid: See (1) on HOLIDAY PAGE
 Overtime: See (5, 6) on HOLIDAY PAGE

NOTE: All hours worked on designated holidays shall be paid a double the hourly rate of pay plus 8 hours of straight time.

NOTE: If a holiday falls on Sunday, it will be celebrated on Monday. If the holiday falls on Saturday, it will be celebrated on Friday.

REGISTERED APPRENTICES

Wages per hour

1000 hours terms at the following percentage of Journeyperson's wage Class B

1st	2nd	3rd	4th
60%	70%	80%	90%

Supplemental Benefits per hour worked

	07/01/2023	07/01/2024
All terms	\$ 26.60	\$27.70

1-158 Alb

Operating Engineer - Heavy&Highway

12/01/2023

JOB DESCRIPTION Operating Engineer - Heavy&Highway

DISTRICT 1

ENTIRE COUNTIES

Albany, Broome, Chenango, Clinton, Columbia, Essex, Franklin, Fulton, Greene, Hamilton, Herkimer, Montgomery, Otsego, Rensselaer, Saratoga, Schenectady, Schoharie, Tioga, Warren, Washington

PARTIAL COUNTIES

Dutchess: Defined as north of the northern boundary line of City of Poughkeepsie then due east to Route 115 to Bedell Road then east along Bedell Road to VanWagner Road then north along VanWagner Road to Bower Road then east along Bower Road to Rte. 44 east to Route 343 then along Route 343 east to the northern boundary of Town of Dover Plains and east along the northern boundary of Town of Dover Plains to Connecticut.

WAGES

CLASSIFICATION A1*: All Cranes

CLASSIFICATION A:

Asphalt Curb Machine (Self Propelled, Slipform), Asphalt Paver, Automated Concrete Spreader (CMI Type), Automatic Fine Grader, Backhoe (Except Tractor Mounted, Rubber Tired), Backhoe Excavator Full Swing (CAT 212 or similar type), Back Filling Machine, Belt Placer (CMI Type), Blacktop Plant (Automated), Blacktop Roller, Boom truck, GPS operated Bull Dozer, Cableway, Caisson Auger, Central Mix Concrete Plant (Automated), Concrete Curb Machine (Self Propelled, Slipform), Concrete Pump, Crane, Cherry Picker, Derricks (steel erection), Dragline, Overhead Crane (Gantry or Straddle type), Pile Driver, Truck Crane, Directional Drilling Machine, Dredge, Dual Drum Paver, Excavator (All PurposeHydraulically Operated) (Gradall or Similar), Front End Loader (4 cu. yd. and Over), Head Tower (Sauerman or Equal), Hoist (Two or Three Drum), Holland Loader, Maintenance Engineer, Mine Hoist, Mucking Machine or Mole, Pavement Breaker(SP) Wertgen; PB-4 and similar type, Power Grader, Profiler (over 105 H.P.), Quad 9, Quarry Master (or equivalent), Rotating Telehandler, Scraper (Including Challenger Type), Shovel, Side Boom, Slip Form Paver (If a second man is needed, he shall be an Oiler), Tractor Drawn BeltType Loader, Truck or Trailer Mounted Log Chipper (Self Feeder), Tug Operator (Manned Rented Equipment Excluded), Tunnel Shovel

CLASSIFICATION B:

Backhoe (Tractor Mounted, Rubber Tired), Bituminous Recycler Machine, Bituminous Spreader and Mixer, Blacktop Plant (NonAutomated), Blast or Rotary Drill (Truck or Tractor Mounted), Brokk, Boring Machine, Cage Hoist, Central Mix Plant [(NonAutomated) and All Concrete Batching Plants], Concrete Paver (Over 16S), Crawler Drill (Self-contained), Crusher, Diesel Power Unit, Drill Rigs, Tractor Mounted, Front End Loader (Under 4 cu. yd.), Greaseman/Lubrication Engineer, HiPressure Boiler (15 lbs. and over), Hoist (One Drum), Hydro-Axe, Kolman Plant Loader and Similar Type Loaders (If Employer requires another man to clean the screen or to maintain the equipment, he shall be an Oiler), L.C.M. Work Boat Operator, Locomotive, Material handling knuckle boom, Mini Excavator (under 18,000 lbs.), Mixer (for stabilized base self-propelled), Monorail Machine, Plant Engineer, Prentice Loader, Profiler (105 H.P. and under), Pug Mill, Pump Crete, Ready Mix Concrete Plant, Refrigeration Equipment (for soil stabilization), Road Widener, Roller (all above subgrade), Sea Mule, Self-contained Ride-on Rock Drill(Excluding Air-Track Type Drill), Skidder, Tractor with Dozer and/or Pusher, Trencher, Tugger Hoist, Vacuum machine (mounted or towed), Vermeer saw (ride on, any size or type), Welder, Winch, Winch Cat

CLASSIFICATION C:

A Frame Winch Hoist on Truck, Articulated Heavy Hauler, Aggregate Plant, Asphalt or Concrete Grooving Machine (ride on), Ballast Regulator(Ride-on), Boiler (used in conjunction with production), Bituminous Heater (self-propelled), Boat (powered), Cement and Bin Operator, Concrete Pavement Spreader and Finisher Concrete Paver or Mixer (16' and under), Concrete Saw (self-propelled), Conveyor, Deck Hand, Directional Drill Machine Locator, Drill (Core and Well), Farm Tractor with accessories, Fine Grade Machine, Fireman, Fork Lift, Form Tamper, Grout Pump, Gunit Machine, Hammers (Hydraulic self-propelled), Hydra-Spiker (ride-on), Hydraulic Pump (jacking system), Hydro-Blaster (Water), Mulching Machine, Oiler, Parapet Concrete or Pavement Grinder, Post Hole Digger and Post Driver, Power Broom (towed), Power Heaterman, Power Sweeper, Revinus Widener, Roller (Grade and Fill), Scarifier (ride-on), Shell Winder, Skid steer loader (Bobcat or similar; including all attachments), Span-Saw (ride-on), Steam Cleaner, Tamper (ride-on), Tie Extractor (ride-on), Tie Handler (ride-on), Tie Inserter (ride-on), Tie Spacer (ride-on), Tire Repair, Track Liner (ride-on), Tractor, Tractor (with towed accessories), Vibratory Compactor, Vibro Tamp, Well Point, and the following hands-off equipment: Compressors, Dust Collectors, Generators, Pumps, Welding Machines, Light Plants and Heaters

- Note for all above classifications of Operating Engineer - In the event that equipment listed above is operated by robotic control, the classification covering the operation will be the same as if manually operated.

WAGES per hour

	07/01/2023	07/01/2024
Class A1*	\$55.63	57.90
Class A	52.63	54.90
Class B	51.72	53.99
Class C	49.15	51.42

(*) TONNAGE RATING PREMIUMS:

- Cranes over 1000 tons, A1 rate plus \$7.00
 - Cranes from 800-999 tons, A1 rate plus \$6.00
 - Cranes from 600-799 tons, A1 rate plus \$5.00
 - Cranes from 400-599 tons, A1 rate plus \$4.00
 - Cranes from 200-399 tons, A1 rate plus \$3.00
 - Cranes from 111-199 tons, A1 rate plus \$2.00
 - Cranes from 65-110 tons, A1 rate plus \$1.50
 - Cranes from 0-64 Tons, A1 rate only
- NOTE: Additional value subject to same premiums as shown for OT

- Tower Cranes, A1 rate plus \$3.00
 - Cranes in Luffer Configuration, A1 rate plus \$5.00
 - Cranes with external ballast (tray or wagon), A1 rate plus \$5.00
- NOTE: Additional value subject to same premiums as shown for OT

Additional \$2.50 per hour for All Employees who work a single irregular work shift, of at least 5 consecutive days, starting from 5:00 PM to 1:00 AM that is mandated by the Contracting Agency.

Additional \$2.50 per hr. for hazardous waste removal work on State and/or Federally designated waste site which require employees to wear Level C or above forms of personal protection.

NOTE - The "Employer Registration" (30.1) use of a '4 Day/10 Hour Work schedules' will no longer be accepted or processed. All registered projects prior to June 30, 2023 will expire within the granted time frame.

For Pre-Registered Projects Four (4), Ten (10) hour days may be worked at straight time during a week, Monday thru Thursday. Friday may be used as a make-up day. Tuesday thru Friday may be worked with no make-up day. For further clarification contact your local Bureau Office.

SUPPLEMENTAL BENEFITS

Per hour	07/01/2023	07/01/2024

Journeyman \$ 31.50 \$ 32.60

OVERTIME PAY

See (B, E, Q) on OVERTIME PAGE

HOLIDAY

Paid: See (5, 6) on HOLIDAY PAGE

Overtime: See (5, 6) on HOLIDAY PAGE

Note: If the holiday falls on Sunday, it will be observed on Monday. If the observed Monday Holiday is worked, pay shall be double time plus Holiday pay for time worked. If the Holiday falls on a Saturday and is worked pay shall be double time plus Holiday pay for time worked. If the Holiday falls on a Saturday employer can choose to observe the paid holiday Saturday or give Friday off with holiday pay.

REGISTERED APPRENTICES

Wages per hour

1000 hours terms at the following percentage of Journeyman's wage Class B

1st	2nd	3rd	4th
60%	70%	80%	90%

Supplemental Benefits per hour worked

07/01/2023	07/01/2024
------------	------------

All Terms \$ 26.25 \$27.10

1-158H/H Alb

Operating Engineer - Survey Crew

12/01/2023

JOB DESCRIPTION Operating Engineer - Survey Crew

DISTRICT 12

ENTIRE COUNTIES

Albany, Allegany, Broome, Cayuga, Chemung, Chenango, Clinton, Columbia, Cortland, Essex, Franklin, Fulton, Greene, Hamilton, Herkimer, Jefferson, Lewis, Livingston, Madison, Monroe, Montgomery, Oneida, Onondaga, Ontario, Oswego, Otsego, Rensselaer, Saratoga, Schoenectady, Schoharie, Schuyler, Seneca, St. Lawrence, Steuben, Tioga, Tompkins, Warren, Washington, Wayne, Yates

PARTIAL COUNTIES

Dutchess: The northern portion of the county from the northern boundary line of the City of Poughkeepsie, north.

Genesee: Only the portion of the county that lies east of a line down the center of Route 98 to include all area that lies within the City of Batavia.

WAGES

These rates apply to Building, Tunnel and Heavy Highway.

Per hour:

SURVEY CLASSIFICATIONS:

Party Chief - One who directs a survey party.

Instrument Person - One who operates the surveying instruments.

Rod Person - One who holds the rods and assists the Instrument Person.

07/01/2023

Party Chief	\$ 48.97
Instrument Person	44.99
Rod Person	33.37

Additional \$3.00/hr. for Tunnel Work

Additional \$2.50/hr. for Hazardous Work Site

SUPPLEMENTAL BENEFITS

Per hour worked:

Journeyman \$ 28.90

OVERTIME PAY

See (B, E, P, *X) on OVERTIME PAGE

*Note: \$24.60/Hr. Only for "ALL" premium hours paid when worked.

HOLIDAY

Paid: See (5, 6) on HOLIDAY PAGE

Overtime: See (5, 6) on HOLIDAY PAGE

REGISTERED APPRENTICES

WAGES: 1000 hour terms based on the Percentage of Rod Persons Wage:

07/01/2023

0-1000	60%
1001-2000	70%
2001-3000	80%

SUPPLEMENTAL BENEFIT per hour worked:

0-1000	\$ 20.68 / PHP \$17.53
1001-2000	23.70 / " 19.95
2001-3000	26.73 / " 22.43

NOTE: PHP is premium hours paid when worked.

12-158-545 D.H.H.

Operating Engineer - Survey Crew - Consulting Engineer

12/01/2023

JOB DESCRIPTION Operating Engineer - Survey Crew - Consulting Engineer

DISTRICT 12

ENTIRE COUNTIES

Albany, Allegany, Broome, Cayuga, Chemung, Chenango, Clinton, Columbia, Cortland, Essex, Franklin, Fulton, Greene, Hamilton, Herkimer, Jefferson, Lewis, Livingston, Madison, Monroe, Montgomery, Oneida, Onondaga, Ontario, Oswego, Otsego, Rensselaer, Saratoga, Schenectady, Schoharie, Schuyler, Seneca, St. Lawrence, Steuben, Tioga, Tompkins, Warren, Washington, Wayne, Yates

PARTIAL COUNTIES

Dutchess: The northern portion of the county from the northern boundary line of the City of Poughkeepsie, north.
Genesee: Only the portion of the county that lies east of a line down the center of Route 98 to include all area that lies within the City of Batavia.

WAGES

These rates apply to feasibility and preliminary design surveying, line and grade surveying for inspection or supervision of construction when performed under a Consulting Engineer Agreement.

Per hour:

SURVEY CLASSIFICATIONS:

- Party Chief - One who directs a survey party.
- Instrument Person - One who operates the surveying instruments.
- Rod Person - One who holds the rods and assists the Instrument Person.

07/01/2023

Party Chief	\$ 48.97
Instrument Person	44.99
Rod Person	33.37

Additional \$3.00/hr. for Tunnel Work.
Additional \$2.50/hr. for EPA or DEC certified toxic or hazardous waste work.

SUPPLEMENTAL BENEFITS

Per hour worked:

Journeyman	\$ 28.90
------------	----------

OVERTIME PAY

See (B, E, Q, *X) on OVERTIME PAGE

*Note: \$24.10/Hr. Only for "ALL" premium hours paid when worked.

HOLIDAY

Paid: See (5, 6) on HOLIDAY PAGE
Overtime: See (5, 6) on HOLIDAY PAGE

REGISTERED APPRENTICES

WAGES: 1000 hour terms based on percentage of Rod Persons Wage:

07/01/2023

0-1000	60%
1001-2000	70%
2001-3000	80%

SUPPLEMENTAL BENEFIT per hour worked:

0-1000	\$ 20.68 / PHP \$17.53
--------	------------------------

1001-2000	\$ 23.70 / "	19.95
2001-3000	\$ 26.73 / "	22.43

NOTE: PHP is premium hours paid when worked.

12-158-545 DCE

Operating Engineer - Tunnel

12/01/2023

JOB DESCRIPTION Operating Engineer - Tunnel

DISTRICT 7

ENTIRE COUNTIES

Albany, Allegany, Broome, Cayuga, Chemung, Chenango, Clinton, Columbia, Cortland, Essex, Franklin, Fulton, Greene, Hamilton, Herkimer, Jefferson, Lewis, Livingston, Madison, Monroe, Montgomery, Oneida, Onondaga, Ontario, Oswego, Otsego, Rensselaer, Saratoga, Schenectady, Schoharie, Schuylar, Seneca, St. Lawrence, Steuben, Tioga, Tompkins, Warren, Washington, Wayne, Yates

PARTIAL COUNTIES

Dutchess: Northern part of Dutchess, to the northern boundary line of the City of Poughkeepie, then due east to Route 115 to Bedell Road, then east along Bedell Road to VanWagner Road, then north along VanWagner Road to Bower Road, then east along Bower Road to Rte. 44 east to Rte. 343, then along Rte. 343 east to the northern boundary of the Town of Dover Plains and east along the northern boundary of the Town of Dover Plains, to the borderline of the State of Connecticut.
 Genesee: Only that portion of the county that lies east of a line drawn down the center of Route 98 and the entirety of the City of Batavia.

WAGES

CLASS A: Automatic Concrete Spreader (CMI Type); Automatic Fine Grader; Backhoe (except tractor mounted, rubber tired); Belt Placer (CMI Type); Blacktop Plant (automated); Cableway; Caisson Auger; Central Mix Concrete Plant (automated); Concrete Curb Machine (self-propelled slipform); Concrete Pump (8" or over); Dredge; Dual Drum Paver; Excavator; Front End Loader (4 cu. yd & over); Gradall; Head Tower (Sauerman or Equal); Hoist (shaft); Hoist (two or three Drum); Log Chipper/Loader (self-feeder); Maintenance Engineer (shaft and tunnel); any Mechanical Shaft Drill; Mine Hoist; Mining Machine(Mole and similar types); Mucking Machine or Mole; Overhead Crane (Gantry or Straddle Type); Pile Driver; Power Grader; Remote Controlled Mole or Tunnel Machine; Scraper; Shovel; Side Boom; Slip Form Paver (If a second man is needed, they shall be an Oiler); Tripper/Maintenance Engineer (shaft & tunnel); Tractor Drawn Belt-Type Loader; Tug Operator (manned rented equipment excluded); Tunnel Shovel.

CLASS B: Automated Central Mix Concrete Plant; Backhoe (topside); Backhoe (track mounted, rubber tired); Backhoe (topside); Bituminous Spreader and Mixer, Blacktop Plant (non-automated); Blast or Rotary Drill (truck or tractor mounted); Boring Machine; Cage Hoist; Central Mix Plant(non-automated); all Concrete Batching Plants; Compressors (4 or less exceeding 2,000 c.f.m. combined capacity); Concrete Pump; Crusher; Diesel Power Unit; Drill Rigs (tractor mounted); Front End Loader (under 4 cu. yd.); Grayco Epoxy Machine; Hoist (One Drum); Hoist (2 or 3 drum topside); Knuckle Boom material handler; Kolman Plant Loader & similar type Loaders (if employer requires another person to clean the screen or to maintain the equipment, they shall be an Oiler); L.C.M. Work Boat Operator; Locomotive; Maintenance Engineer (topside); Maintenance Grease Man; Mixer (for stabilized base-self-propelled); Monorail Machine; Plant Engineer; Personnel Hoist; Pump Crete; Ready Mix Concrete Plant; Refrigeration Equipment (for soil stabilization); Road Widener; Roller (all above sub-grade); Sea Mule; Shotcrete Machine; Shovel (topside); Tractor with Dozer and/or Pusher; Trencher; Tugger Hoist; Tunnel Locomotive; Vacuum Machine (mounted or towed); Welder; Winch; Winch Cat.

CLASS C: A Frame Truck; All Terrain Telescoping Material Handler; Ballast Regulator (ride-on); Compressors (4 not to exceed 2,000 c.f.m. combined capacity; or 3 or less with more than 1200 c.f.m. but not to exceed 2,000 c.f.m.); Compressors ((any size, but subject to other provisions for compressors), Dust Collectors, Generators, Pumps, Welding Machines, Light Plants (4 or any type combination)); Concrete Pavement Spreaders and Finishers; Conveyor; Drill (core); Drill (well); Electric Pump used in conjunction with Well Point System; Farm Tractor with Accessories; Fine Grade Machine; Fork Lift; Grout Pump (over 5 cu. ft.); Gunite Machine; Hammers (hydraulic-self-propelled); Hydra-Spiker (ride-on); Hydra-Blaster (water); Hydro-Blaster; Motorized Form Carrier; Post Hole Digger and Post Driver; Power Sweeper; Roller grade & fill); Scarifer (ride-on); Span-Saw (ride-on); Submersible Electric Pump (when used in lieu of well points); Tamper (ride-on); Tie-Extractor (ride-on), Tie Handler (ride-on), Tie Inserter (ride-on), Tie Spacer (ride-on); Track Liner (ride-on); Tractor with towed accessories; Vibratory Compactor; Vibro Tamp, Well Point.

CLASS D: Aggregate Plant; Cement & Bin Operator; Compressors (3 or less not to exceed 1,200 c.f.m. combined capacity); Compressors ((any size, but subject to other provisions for compressors), Dust Collectors, Generators, Pumps, Welding Machines, Light Plants (3 or less or any type or combination)); Concrete Saw (self-propelled); Form Tamper; Greaseman; Hydraulic Pump (jacking system); Junior Engineer; Light Plants; Mulching Machine; Oiler; Parapet Concrete or Pavement Grinder; Power Broom (towed); Power Heaterman (when used for production); Revinius Widener; Shell Winder; Steam Cleaner; Tractor.

Per hour:	07/01/2023	07/01/2024	07/01/2025
CLASS A	\$ 53.52	\$ 55.91	\$ 58.44
CLASS B	52.30	54.69	57.22
CLASS C	49.51	51.90	54.43
CLASS D	46.50	48.89	51.42

Additional \$5.00 per hour for Hazardous Waste Work on a state or federally designated hazardous waste site where the Operating Engineer is in direct contact with hazardous material and when personal protective equipment is required for respiratory, skin and eye protection. Fringe benefits will be paid at the hourly wage premium.

CRANES:

Crane 1: All cranes, including self-erecting.

Crane 2: All Lattice Boom Cranes and all cranes with a manufacturer's rating of fifty (50) ton and over.
 Crane 3: All hydraulic cranes and derricks with a manufacturer's rating of forty nine (49) ton and below, including boom trucks.

Crane 1	\$ 57.52	\$ 59.91	\$ 62.44
Crane 2	56.52	58.91	61.44
Crane 3	55.52	57.91	60.44

SUPPLEMENTAL BENEFITS

Per hour:	\$ 24.20	\$ 25.05	\$ 25.90
	+ 9.60*	+ 9.85*	+ 10.10*

* This portion of benefits subject to same premium rate as shown for overtime wages.

OVERTIME PAY

See (B, B2, E, Q, X) on OVERTIME PAGE

HOLIDAY

Paid: See (5, 6) on HOLIDAY PAGE
 Overtime: See (5, 6) on HOLIDAY PAGE
 If a holiday falls on Sunday, it shall be observed on Monday.

REGISTERED APPRENTICES

WAGES:(1000) hours terms at the following percentage of Journeyman's Class B wage.

1st term	60%
2nd term	65%
3rd term	70%
4th term	75%

SUPPLEMENTAL BENEFITS per hour: Same as Journeyman.

7-158-832TL.

Painter

12/01/2023

JOB DESCRIPTION Painter

DISTRICT 1

ENTIRE COUNTIES

Albany, Clinton, Essex, Franklin, Fulton, Hamilton, Montgomery, Rensselaer, Saratoga, Schenectady, Schoharie, Warren, Washington

WAGES

Per hour	07/01/2023	05/01/2024
Painter\Wallcovers	\$ 31.19**	Additional \$ 1.50***
Drywall Finishers	31.19**	\$ 1.50***
Spray Rate	31.19**	\$ 1.50***
Structural Steel*	32.19**	\$ 1.50***
Lead Abatement	32.19**	\$ 1.50***
Lead Abatement on Structural Steel	33.19**	\$ 1.50***

(*)Employees working on objects with the use of swing stage, boatswain chair, pick and cables only will be paid at Structural Steel rate.

(**) Plus Additional \$1.25 per hour not subject to Overtime/Premiums

(***) To be allocated at later date.

Bridge Painter

See Bridge Painter rates for the following work:
 All Bridges and Tanks

NOTE - The "Employer Registration" (30.1) use of a '4 Day/10 Hour Work schedules' will no longer be accepted or processed. All registered projects prior to June 30, 2023 will expire within the granted time frame.

For Pre-Registered Projects Four (4), Ten (10) hour days may be worked at straight time during a week, Monday thru Thursday. Friday may be used as a make-up day. Tuesday thru Friday may be worked with no make-up day. For further clarification contact your local Bureau Office.

SUPPLEMENTAL BENEFITS

Per hour	
Journeyman	\$ 19.85

OVERTIME PAY

See (B, E2, H) on OVERTIME PAGE

THE FOLLOWING ADDITIONAL HOURLY RATE WILL APPLY ON ALL CONTRACTING AGENCY MANDATED SHIFT(S) OR SINGULAR IRREGULAR SHIFT WHEN THE SHIFT STARTS BETWEEN THE HOURS LISTED BELOW:

2:30 PM to 6:00 AM PLUS \$1.00 TO APPLICABLE RATE*

*Additional \$1.00 is Not Subject to Overtime

HOLIDAY

Paid: See (1) on HOLIDAY PAGE
Overtime: See (5, 6) on HOLIDAY PAGE

Note: If the holiday falls on Sunday, it shall be observed on Monday.

REGISTERED APPRENTICES

Wages per hour

1000 hour terms at the following percentage of Journeyperson's base wage

1st	2nd	3rd	4th	5th	6th
45%	50%	60%	70%	80%	90%

Supplemental Benefits per hour

All Terms \$ 19.85

1-201-P

Painter - Bridge & Structural Steel

12/01/2023

JOB DESCRIPTION Painter - Bridge & Structural Steel

DISTRICT 8

ENTIRE COUNTIES

Albany, Bronx, Clinton, Columbia, Dutchess, Essex, Franklin, Fulton, Greene, Hamilton, Kings, Montgomery, Nassau, New York, Orange, Putnam, Queens, Rensselaer, Richmond, Rockland, Saratoga, Schenectady, Schoharie, Suffolk, Sullivan, Ulster, Warren, Washington, Westchester

WAGES

Per Hour:

STEEL:

Bridge Painting:	07/01/2023	10/01/2023
	\$ 54.50	\$ 56.00
	+ 10.10*	+ 10.35*

ADDITIONAL \$6.50 per hour for POWER TOOL/SPRAY, whether straight time or overtime.

NOTE: All premium wages are to be calculated on base rate per hour only.

* For the period of May 1st to November 15th, this amount is payable up to 40 hours. For the period of Nov 16th to April 30th, this amount is payable up to 50 hours. EXCEPTION: First and last week of employment, and for the weeks of Memorial Day, Independence Day and Labor Day, where the amount is paid for the actual number of hours worked (no cap).

NOTE: Generally, for Bridge Painting Contracts, ALL WORKERS on and off the bridge (including Flagmen) are to be paid Painter's Rate; the contract must be ONLY for Bridge Painting.

SHIFT WORK:

When directly specified in public agency or authority contract documents for an employer to work a second shift and works the second shift with employees other than from the first shift, all employees who work the second shift will be paid 10% of the base wage shift differential in lieu of overtime for the first eight (8) hours worked after which the employees shall be paid at time and one half of the regular wage rate. When a single irregular work shift is mandated in the job specifications or by the contracting agency, wages shall be paid at time and one half for single shifts between the hours of 3pm-11pm or 11pm-7am.

SUPPLEMENTAL BENEFITS

Per Hour:

Journeyworker:	\$ 11.78	\$ 12.43
	+ 30.85*	+ 31.55*

* For the period of May 1st to November 15th, this amount is payable up to 40 hours. For the period of Nov 16th to April 30th, this amount is payable up to 50 hours. EXCEPTION: First and last week of employment, and for the weeks of Memorial Day, Independence Day and Labor Day, where the amount is paid for the actual number of hours worked (no cap).

OVERTIME PAY

See (B, F, R) on OVERTIME PAGE

HOLIDAY

Paid: See (1) on HOLIDAY PAGE
 Overtime: See (4, 6) on HOLIDAY PAGE

REGISTERED APPRENTICES

Wage - Per hour:
 Apprentices: (1) year terms.

1st year	\$ 21.80 + 4.04	\$ 22.40 + 4.14
2nd year	\$ 32.70 + 6.06	\$ 33.60 + 6.21
3rd year	\$ 43.60 + 8.08	\$ 44.80 + 8.28
Supplemental Benefits - Per hour:		
1st year	\$.90 + 12.34	\$ 1.16 + 12.62
2nd year	\$ 7.07 + 18.51	\$ 7.46 + 18.93
3rd year	\$ 9.42 + 24.68	\$ 9.94 + 25.24

NOTE: All premium wages are to be calculated on base rate per hour only.

8-DC-9/806/155-BrSS

Painter - Line Striping **12/01/2023**

JOB DESCRIPTION Painter - Line Striping

DISTRICT 8

ENTIRE COUNTIES

Albany, Clinton, Columbia, Dutchess, Essex, Franklin, Fulton, Greene, Hamilton, Montgomery, Nassau, Orange, Putnam, Rensselaer, Rockland, Saratoga, Schenectady, Schoharie, Suffolk, Sullivan, Ulster, Warren, Washington, Westchester

WAGES

Per hour:

Painter (Striping-Highway):	07/01/2023	01/01/2024	07/01/2024
Striping-Machine Operator*	\$ 31.53	\$ 31.53	\$ 34.12
Linerman Thermoplastic	38.34	38.34	41.12

Note: * Includes but is not limited to: Positioning of cones and directing of traffic using hand held devices. Excludes the Driver/Operator of equipment used in the maintenance and protection of traffic safety.

NOTE - The "Employer Registration" (30.1) use of a '4 Day/10 Hour Work schedules' will no longer be accepted or processed. All registered projects prior to June 30,2023 will expire within the granted time frame.

For Pre-Registered Projects Four (4), Ten (10) hour days may be worked at straight time during a week, Monday thru Thursday. Friday may be used as a make-up day. Tuesday thru Friday may be worked with no make-up day. For further clarification contact your local Bureau Office.

SUPPLEMENTAL BENEFITS

Per hour paid:

Journeyworker:			
Striping Machine Operator:	\$ 10.03	\$ 22.24	\$ 23.65
Linerman Thermoplastic:	10.03	22.24	23.65

OVERTIME PAY

See (B, B2, E2, F, S) on OVERTIME PAGE

HOLIDAY

Paid: See (5, 20) on HOLIDAY PAGE
 Overtime: See (5, 20) on HOLIDAY PAGE

REGISTERED APPRENTICES

One (1) year terms at the following wage rates:

1st Term:	\$ 15.00	\$ 15.00	\$ 15.00
2nd Term:	18.92	18.92	20.47
3rd Term:	25.22	25.22	27.30

Supplemental Benefits per hour:

1st term:	\$ 9.16	\$ 22.24	\$ 23.65
2nd Term:	10.03	22.24	23.65
3rd Term:	10.03	22.24	23.65

8-1456-LS

Painter - Metal Polisher

12/01/2023

JOB DESCRIPTION Painter - Metal Polisher

DISTRICT 8

ENTIRE COUNTIES

Albany, Allegany, Bronx, Broome, Cattaraugus, Cayuga, Chautauqua, Chemung, Chenango, Clinton, Columbia, Cortland, Delaware, Dutchess, Erie, Essex, Franklin, Fulton, Genesee, Greene, Hamilton, Herkimer, Jefferson, Kings, Lewis, Livingston, Madison, Monroe, Montgomery, Nassau, New York, Niagara, Oneida, Onondaga, Ontario, Orange, Orleans, Oswego, Otsego, Putnam, Queens, Rensselaer, Richmond, Rockland, Saratoga, Schenectady, Schoharie, Schuylar, Seneca, St. Lawrence, Steuben, Suffolk, Sullivan, Tioga, Tompkins, Ulster, Warren, Washington, Wayne, Westchester, Wyoming, Yates

WAGES

	07/01/2023
Metal Polisher	\$ 38.18
Metal Polisher*	39.28
Metal Polisher**	42.18

*Note: Applies on New Construction & complete renovation

** Note: Applies when working on scaffolds over 34 feet.

SUPPLEMENTAL BENEFITS

Per Hour: 07/01/2023

Journeyworker:
 All classification \$ 12.34

OVERTIME PAY

See (B, E, P, T) on OVERTIME PAGE

HOLIDAY

Paid: See (5, 6, 11, 15, 16, 25, 26) on HOLIDAY PAGE
 Overtime: See (5, 6, 9, 11, 15, 16, 25, 26) on HOLIDAY PAGE

REGISTERED APPRENTICES

Wages per hour:

One (1) year term at the following wage rates:

	07/01/2023
1st year	\$ 16.00
2nd year	17.00
3rd year	18.00
1st year*	\$ 16.39
2nd year*	17.44
3rd year*	18.54
1st year**	\$ 18.50
2nd year**	19.50
3rd year**	20.50

*Note: Applies on New Construction & complete renovation

** Note: Applies when working on scaffolds over 34 feet.

Supplemental benefits:

Per hour:

1st year \$ 8.69

2nd year 8.69
 3rd year 8.69

8-8A/28A-MP

Plumber **12/01/2023**

JOB DESCRIPTION Plumber **DISTRICT 1**

ENTIRE COUNTIES

Albany, Columbia, Fulton, Greene, Montgomery, Rensselaer, Schenectady, Schoharie

PARTIAL COUNTIES

Hamilton: Only the Towns of Arietta, Benson, Hope, Inlet, Lake Pleasant, Morehouse and Wells.

Saratoga: Only the Towns of Charlton, Clifton Park, Galway, Halfmoon, Milton, Stillwater and Waterford and the city of Mechanicville.

WAGES

Per hour:

	07/01/2023	05/01/2024
		Additional

Plumber:		
Pipefitter, Steamfitter	\$ 50.68	+ \$2.90*

(*) To be allocated at later date.

SUPPLEMENTAL BENEFITS

Per hour

Journeyman \$ 28.16

OVERTIME PAY

See (B1, Q) on OVERTIME PAGE

HOLIDAY

Paid: See (1) on HOLIDAY PAGE

Overtime: See (5, 6) on HOLIDAY PAGE

Note: Whenever a Holiday falls on Saturday, the preceding day, Friday, shall be observed as the Holiday. If a Holiday falls on a Sunday, the following day, Monday shall be observed as the Holiday.

REGISTERED APPRENTICES

Wages per hour

One year terms at the following wage rate.

1st	2nd	3rd	4th	5th
\$ 23.22	\$ 28.21	\$ 33.20	\$ 38.20	\$ 45.69

Supplemental Benefits per hour:

Apprentices Indentured on or before April 30, 2019

All Terms \$ 28.16

Apprentices Indentured on or after May 1st, 2019

Terms 1-4 22.90

Terms 5 28.16

1-7-SF

Roofer **12/01/2023**

JOB DESCRIPTION Roofer **DISTRICT 1**

ENTIRE COUNTIES

Albany, Clinton, Columbia, Essex, Fulton, Greene, Hamilton, Montgomery, Rensselaer, Saratoga, Schenectady, Warren, Washington

WAGES

Per hour

07/01/2023

Roofer/Waterproofer	\$ 35.05
Asphalt Cold Process	35.55
Fluid Applied Roof	35.55
Pitch & Asbestos	37.05

Shift Work:

On government mandated shift work starting after 12:00pm and before 4:00am workers shall be paid \$4.00 additional per hour

SUPPLEMENTAL BENEFITS

Per hour

Journeyman \$ 23.02

OVERTIME PAY

See (B, E, Q) on OVERTIME PAGE.

HOLIDAY

Paid: See (1) on HOLIDAY PAGE

Overtime: See (5, 6) on HOLIDAY PAGE

Note: When any Holiday falls on Saturday, the Friday before such Holiday shall be recognized as the legal Holiday. When a Holiday falls on Sunday, it shall be observed the following Monday.

REGISTERED APPRENTICES

Wages per hour

Apprentice terms at the following per cent of the Roofer/Waterproofer rate. For Pitch & Asbestos work, an additional \$2.00 must be paid in wages. For Asphalt Cold Process work and Fluid Applied Roof coating, an additional \$0.50 must be paid in the wages.

1st Term 58% + \$3.00
 1500 hrs.

2nd Term 74% + \$3.00
 1 yr. and 1500 hrs. as 1st term.

3rd Term 90%
 1 yr. and 1500 hrs. as 2nd term.

3rd Term complete at 1 yr and 1050 hrs. as 3rd term

Supplemental Benefits per hour worked

1st Term \$ 18.44
 2nd Term 18.87
 3rd Term 22.35

1-241

Sheetmetal Worker 12/01/2023

JOB DESCRIPTION Sheetmetal Worker

DISTRICT 1

ENTIRE COUNTIES

Albany, Clinton, Columbia, Essex, Franklin, Fulton, Greene, Hamilton, Montgomery, Rensselaer, Saratoga, Schenectady, Schoharie, Warren, Washington

WAGES

Per hour

	07/01/2023	06/01/2024
Sheetmetal Worker	\$ 37.73	Additional + \$2.50*

(*) To be allocated at later date.

All work requiring HAZWOPER Training additional \$1.00 per hour.

NOTE - The "Employer Registration" (30.1) use of a '4 Day/10 Hour Work schedules' will no longer be accepted or processed. All registered projects prior to June 30, 2023 will expire within the granted time frame.

For Pre-Registered Projects Four (4), Ten (10) hour days may be worked at straight time during a week, Monday thru Thursday. Friday may be used as a make-up day. Tuesday thru Friday may be worked with no make-up day. For further clarification contact your local Bureau Office.

SUPPLEMENTAL BENEFITS

Per hour

Journeyman \$ 36.64

OVERTIME PAY

See (B,E,E5,Q) on OVERTIME PAGE

HOLIDAY

Paid: See (1) on HOLIDAY PAGE

Overtime: See (5, 6) on HOLIDAY PAGE

When any holiday falls on Saturday, the Friday before such holiday shall be recognized as the legal holiday. Any holiday falling on Sunday, the following Monday shall be recognized as the legal holiday.

REGISTERED APPRENTICES

Wages per hour

6 Month Terms at the following rate:

1st term	\$ 20.84
2nd term	22.61
3rd term	23.50
4th term	24.39
5th term	23.04
6th term	24.20
7th term	26.14
8th term	28.07
9th term	30.00
10th term	31.93

Supplemental Benefits per hour

1st term	\$ 22.65
2nd term	23.26
3rd term	23.57
4th term	24.02
5th term	30.91
6th term	31.37
7th term	32.11
8th term	32.87
9th term	33.63
10th term	34.38

1-83

Sprinkler Fitter

12/01/2023

JOB DESCRIPTION Sprinkler Fitter

DISTRICT 1

ENTIRE COUNTIES

Allegany, Broome, Cattaraugus, Cayuga, Chautauqua, Chemung, Chenango, Clinton, Columbia, Cortland, Delaware, Erie, Essex, Franklin, Fulton, Genesee, Greene, Hamilton, Herkimer, Jefferson, Lewis, Livingston, Madison, Monroe, Montgomery, Niagara, Oneida, Onondaga, Ontario, Orleans, Oswego, Otsego, Schoharie, Schuyler, Seneca, St. Lawrence, Steuben, Tioga, Tompkins, Washington, Wayne, Wyoming, Yates

WAGES

Per hour 07/01/2023

Sprinkler Fitter \$ 40.04

SUPPLEMENTAL BENEFITS

Per hour

Journey person \$ 28.24

OVERTIME PAY

See (B, E, Q) on OVERTIME PAGE

HOLIDAY

Paid: See (1) on HOLIDAY PAGE

Overtime: See (5, 6) on HOLIDAY PAGE

Note: When a holiday falls on Sunday, the following Monday shall be considered a holiday and all work performed on either day shall be at the double time rate. When a holiday falls on Saturday, the preceding Friday shall be considered a holiday and all work performed on either day shall be at the double time rate.

REGISTERED APPRENTICES

Wages per hour

One Half Year terms at the following wage.

1st	2nd	3rd	4th	5th	6th	7th	8th	9th	10th
\$ 19.15	\$ 21.28	\$ 23.16	\$ 25.29	\$ 27.41	\$ 29.54	\$ 31.67	\$ 33.80	\$ 35.93	\$ 38.05

Supplemental Benefits per hour

1st	2nd	3rd	4th	5th	6th	7th	8th	9th	10th
\$ 8.74	\$ 8.74	\$ 20.32	\$ 20.32	\$ 20.57	\$ 20.57	\$ 20.57	\$ 20.57	\$ 20.57	\$ 20.57
									1-669

Teamster - Building **12/01/2023**

JOB DESCRIPTION Teamster - Building **DISTRICT 1**

ENTIRE COUNTIES

Albany, Columbia, Fulton, Greene, Montgomery, Rensselaer, Saratoga, Schenectady, Schoharie, Washington

PARTIAL COUNTIES

Warren: Only the Townships of Bolton, Warrensburg, Thurman, Stony Creek, Lake George, Lake Luzerne and Queensbury.

WAGES

GROUP # A:

Straight trucks, winch, transit mix on the site, road oilers, dump trucks, pick-ups, panel, water trucks, fuel trucks on the site (including nozzle).

GROUP # B:

Low boy or Low boy trailer, Euclids or similar equipment.

WAGES per hour

	07/01/2023	07/01/2024
Group A	\$ 30.62	\$ 32.13
Group B	30.92	32.43

SUPPLEMENTAL BENEFITS

Per hour	07/01/2023	07/01/2024
Journeyperson	\$ 28.74	\$ 29.58

OVERTIME PAY

See (B, E, E2, Q) on OVERTIME PAGE

HOLIDAY

Paid: See (1) on HOLIDAY PAGE

Overtime: See (5, 6) on HOLIDAY PAGE

Note: Any holiday which occurs on Sunday shall be observed the following Monday.

1-294

Teamster - Heavy&Highway **12/01/2023**

JOB DESCRIPTION Teamster - Heavy&Highway **DISTRICT 1**

ENTIRE COUNTIES

Albany, Columbia, Fulton, Greene, Hamilton, Herkimer, Montgomery, Oneida, Rensselaer, Saratoga, Schenectady, Schoharie, Washington

PARTIAL COUNTIES

Chenango: Entire county except the Townships of Afton, Bainbridge, Coventry, Greene, Guilford, Oxford and Smithville.

Lewis: Only the Township of Grieg, Lewis, Leyden, Lowville, Lyonsdale, Martinsburg, Turin, West Turin and Watson.

Madison: Only the Townships of Brookfield, Eaton, Hamilton, Lebanon, Lincoln, Madison, Smithfield, Stockbridge and the City of Oneida

Otsego: Entire county EXCEPT Townships of Butternuts, Laurens, Maryland, Milford, Morris, Oneonta, Otego, Unidilla and Worchester.

Warren: Only the Townships of Bolton, Warrensburg, Thurman, Stony Creek, Luzerne, Caldwell (Lake George), and Queensbury.

WAGES

GROUP #1:

Warehousemen, Yardmen, Truck Helpers, Pickups, Panel Trucks, Flatboy Material Trucks(straight jobs), Single Axel Dump Trucks, Dumpsters, Material Checkers and Receivers, Greasers, Truck Tiremen, Mechanics Helpers and Parts Chasers.

GROUP #2:

Tandems and Batch Trucks, Mechanics, Dispatcher.

GROUP #3:

Semi-Trailers, Low-boy Trucks, Asphalt Distributor Trucks, and Agitator, Mixer Trucks and dumpcrete type vehicles, Truck Mechanic, Fuel Trucks.

GROUP #4:

Specialized Earth Moving Equipment, Euclid type, or similar off-highway, where not self-loading, Straddle (Ross) Carrier, and self-contained concrete mobile truck.

GROUP #5:

Off-highway Tandem Back-Dump, Twin Engine Equipment and Double-Hitched Equipment where not self-loading.

WAGES per hour	07/01/2023	07/01/2024
Group #1	\$ 37.59	\$ 39.75
Group #2	37.65	39.81
Group #3	37.74	39.90
Group #4	37.87	40.03
Group #5	38.03	40.19

Hazardous waste projects that require a Level C or greater protection shall be paid an additional \$ 1.00 per hour.

All employees who work a single irregular work shift starting between 5pm and 1 am on governmental mandated night shifts shall be paid an additional \$1.50 per hour.

For work bid on or after April 1, 1995, there shall be a 12 month carryover of the last posted rate in effect at the time of the bid.

NOTE - The "Employer Registration" (30.1) use of a '4 Day/10 Hour Work schedules' will no longer be accepted or processed. All registered projects prior to June 30, 2023 will expire within the granted time frame.

For Pre-Registered Projects Four (4), Ten (10) hour days may be worked at straight time during a week, Monday thru Thursday. Friday may be used as a make-up day. Tuesday thru Friday may be worked with no make-up day. For further clarification contact your local Bureau Office.

SUPPLEMENTAL BENEFITS

Per hour:

\$ 28.13	\$28.97
+\$1.00 per* hour worked	+\$1.00 per* hour worked

(*) not applicable to paid holidays

OVERTIME PAY

See (B, E, Q, X) on OVERTIME PAGE

HOLIDAY

Paid: See (5, 6) on HOLIDAY PAGE
 Overtime: See (5, 6) on HOLIDAY PAGE

1-294h/h

Welder

12/01/2023

JOB DESCRIPTION Welder

DISTRICT 1

ENTIRE COUNTIES

Albany, Allegany, Bronx, Broome, Cattaraugus, Cayuga, Chautauqua, Chemung, Chenango, Clinton, Columbia, Cortland, Delaware, Dutchess, Erie, Essex, Franklin, Fulton, Genesee, Greene, Hamilton, Herkimer, Jefferson, Kings, Lewis, Livingston, Madison, Monroe, Montgomery, Nassau, New York, Niagara, Oneida, Onondaga, Ontario, Orange, Orleans, Oswego, Otsego, Putnam, Queens, Rensselaer, Richmond, Rockland, Saratoga, Schenectady, Schoharie, Schuyler, Seneca, St. Lawrence, Steuben, Suffolk, Sullivan, Tioga, Tompkins, Ulster, Warren, Washington, Wayne, Westchester, Wyoming, Yates

WAGES

Per hour 07/01/2023

Welder: To be paid the same rate of the mechanic performing the work.*

*EXCEPTION: If a specific welder certification is required, then the 'Certified Welder' rate in that trade tag will be paid.

OVERTIME PAY

HOLIDAY

1-As Per Trade

Overtime Codes

Following is an explanation of the code(s) listed in the OVERTIME section of each classification contained in the attached schedule. Additional requirements may also be listed in the HOLIDAY section.

NOTE: Supplemental Benefits are 'Per hour worked' (for each hour worked) unless otherwise noted

- (AA) Time and one half of the hourly rate after 7 and one half hours per day
- (A) Time and one half of the hourly rate after 7 hours per day
- (B) Time and one half of the hourly rate after 8 hours per day
- (B1) Time and one half of the hourly rate for the 9th & 10th hours week days and the 1st 8 hours on Saturday.
Double the hourly rate for all additional hours
- (B2) Time and one half of the hourly rate after 40 hours per week
- (C) Double the hourly rate after 7 hours per day
- (C1) Double the hourly rate after 7 and one half hours per day
- (D) Double the hourly rate after 8 hours per day
- (D1) Double the hourly rate after 9 hours per day
- (E) Time and one half of the hourly rate on Saturday
- (E1) Time and one half 1st 4 hours on Saturday; Double the hourly rate all additional Saturday hours
- (E2) Saturday may be used as a make-up day at straight time when a day is lost during that week due to inclement weather
- (E3) Between November 1st and March 3rd Saturday may be used as a make-up day at straight time when a day is lost during that week due to inclement weather, provided a given employee has worked between 16 and 32 hours that week
- (E4) Saturday and Sunday may be used as a make-up day at straight time when a day is lost during that week due to inclement weather
- (E5) Double time after 8 hours on Saturdays
- (F) Time and one half of the hourly rate on Saturday and Sunday
- (G) Time and one half of the hourly rate on Saturday and Holidays
- (H) Time and one half of the hourly rate on Saturday, Sunday, and Holidays
- (I) Time and one half of the hourly rate on Sunday
- (J) Time and one half of the hourly rate on Sunday and Holidays
- (K) Time and one half of the hourly rate on Holidays
- (L) Double the hourly rate on Saturday
- (M) Double the hourly rate on Saturday and Sunday
- (N) Double the hourly rate on Saturday and Holidays
- (O) Double the hourly rate on Saturday, Sunday, and Holidays
- (P) Double the hourly rate on Sunday
- (Q) Double the hourly rate on Sunday and Holidays
- (R) Double the hourly rate on Holidays
- (S) Two and one half times the hourly rate for Holidays

- (S1) Two and one half times the hourly rate the first 8 hours on Sunday or Holidays One and one half times the hourly rate all additional hours.
- (T) Triple the hourly rate for Holidays
- (U) Four times the hourly rate for Holidays
- (V) Including benefits at SAME PREMIUM as shown for overtime
- (W) Time and one half for benefits on all overtime hours.
- (X) Benefits payable on Paid Holiday at straight time. If worked, additional benefit amount will be required for worked hours. (Refer to other codes listed.)

Holiday Codes

PAID Holidays:

Paid Holidays are days for which an eligible employee receives a regular day's pay, but is not required to perform work. If an employee works on a day listed as a paid holiday, this remuneration is in addition to payment of the required prevailing rate for the work actually performed.

OVERTIME Holiday Pay:

Overtime holiday pay is the premium pay that is required for work performed on specified holidays. It is only required where the employee actually performs work on such holidays. The applicable holidays are listed under HOLIDAYS: OVERTIME. The required rate of pay for these covered holidays can be found in the OVERTIME PAY section listings for each classification.

Following is an explanation of the code(s) listed in the HOLIDAY section of each classification contained in the attached schedule. The Holidays as listed below are to be paid at the wage rates at which the employee is normally classified.

- (1) None
- (2) Labor Day
- (3) Memorial Day and Labor Day
- (4) Memorial Day and July 4th
- (5) Memorial Day, July 4th, and Labor Day
- (6) New Year's, Thanksgiving, and Christmas
- (7) Lincoln's Birthday, Washington's Birthday, and Veterans Day
- (8) Good Friday
- (9) Lincoln's Birthday
- (10) Washington's Birthday
- (11) Columbus Day
- (12) Election Day
- (13) Presidential Election Day
- (14) 1/2 Day on Presidential Election Day
- (15) Veterans Day
- (16) Day after Thanksgiving
- (17) July 4th
- (18) 1/2 Day before Christmas
- (19) 1/2 Day before New Years
- (20) Thanksgiving
- (21) New Year's Day
- (22) Christmas
- (23) Day before Christmas
- (24) Day before New Year's
- (25) Presidents' Day
- (26) Martin Luther King, Jr. Day
- (27) Memorial Day
- (28) Easter Sunday

(29) Juneteenth

**New York State Department of Labor - Bureau of Public Work
State Office Building Campus
Building 12 - Room 130
Albany, New York 12226**

REQUEST FOR WAGE AND SUPPLEMENT INFORMATION

As Required by Articles 8 and 9 of the NYS Labor Law

Fax (518) 485-1870 or mail this form for new schedules or for determination for additional occupations.

This Form Must Be Typed

Submitted By:

(Check Only One) Contracting Agency Architect or Engineering Firm Public Work District Office Date:

A. Public Work Contract to be let by: (Enter Data Pertaining to Contracting/Public Agency)

1. Name and complete address (Check if new or change)

Telephone _____ Fax _____

E-Mail: _____

2. NY State Units (see Item 5).

- | | |
|---|--|
| <input type="checkbox"/> 01 DOT | <input type="checkbox"/> 07 City |
| <input type="checkbox"/> 02 OGS | <input type="checkbox"/> 08 Local School District |
| <input type="checkbox"/> 03 Dormitory Authority | <input type="checkbox"/> 09 Special Local District, i.e.,
Fire, Sewer, Water District |
| <input type="checkbox"/> 04 State University
Construction Fund | <input type="checkbox"/> 10 Village |
| <input type="checkbox"/> 05 Mental Hygiene
Facilities Corp. | <input type="checkbox"/> 11 Town |
| <input type="checkbox"/> 06 OTHER N.Y. STATE UNIT | <input type="checkbox"/> 12 County |
| | <input type="checkbox"/> 13 Other Non-N.Y. State
(Describe) |

3. SEND REPLY TO (check if new or change)
Name and complete address:

Telephone _____ Fax _____

E-Mail: _____

4. SERVICE REQUIRED. Check appropriate box and provide project information.

- New Schedule of Wages and Supplements.
APPROXIMATE BID DATE : _____
- Additional Occupation and/or Redetermination

PRC NUMBER ISSUED PREVIOUSLY FOR
THIS PROJECT : _____

OFFICE USE ONLY

B. PROJECT PARTICULARS

5. Project Title _____

Description of Work _____

Contract Identification Number _____

Note: For NYS units, the OSC Contract No. _____

6. Location of Project:

Location on Site _____

Route No/Street Address _____

Village or City _____

Town _____

County _____

7. Nature of Project - Check One:

1. New Building
2. Addition to Existing Structure
3. Heavy and Highway Construction (New and Repair)
4. New Sewer or Waterline
5. Other New Construction (Explain)
6. Other Reconstruction, Maintenance, Repair or Alteration
7. Demolition
8. Building Service Contract

8. OCCUPATION FOR PROJECT :

- | | |
|--|---|
| <input type="checkbox"/> Construction (Building, Heavy
Highway/Sewer/Water) | <input type="checkbox"/> Fuel Delivery |
| <input type="checkbox"/> Tunnel | <input type="checkbox"/> Guards, Watchmen |
| <input type="checkbox"/> Residential | <input type="checkbox"/> Janitors, Porters, Cleaners,
Elevator Operators |
| <input type="checkbox"/> Landscape Maintenance | <input type="checkbox"/> Moving furniture and
equipment |
| <input type="checkbox"/> Elevator maintenance | <input type="checkbox"/> Trash and refuse removal |
| <input type="checkbox"/> Exterminators, Fumigators | <input type="checkbox"/> Window cleaners |
| <input type="checkbox"/> Fire Safety Director, NYC Only | <input type="checkbox"/> Other (Describe) |

9. Does this project comply with the Wicks Law involving separate bidding? YES NO

10. Name and Title of Requester

Signature



NEW YORK STATE DEPARTMENT OF LABOR
Bureau of Public Work - Debarment List

**LIST OF EMPLOYERS INELIGIBLE TO BID ON OR BE
AWARDED ANY PUBLIC WORK CONTRACT**

Under Article 8 and Article 9 of the NYS Labor Law, a contractor, sub-contractor and/or its successor shall be debarred and ineligible to submit a bid on or be awarded any public work or public building service contract/sub-contract with the state, any municipal corporation or public body for a period of five (5) years from the date of debarment when:

- Two (2) final determinations have been rendered within any consecutive six-year (6) period determining that such contractor, sub-contractor and/or its successor has WILLFULLY failed to pay the prevailing wage and/or supplements;
- One (1) final determination involves falsification of payroll records or the kickback of wages and/or supplements.

The agency issuing the determination and providing the information, is denoted under the heading 'Fiscal Officer'. DOL = New York State Department of Labor; NYC = New York City Comptroller's Office; AG = New York State Attorney General's Office; DA = County District Attorney's Office.

Debarment Database: To search for contractors, sub-contractors and/or their successors debarred from bidding or being awarded any public work contract or subcontract under NYS Labor Law Articles 8 and 9, or under NYS Workers' Compensation Law Section 141-b, access the database at this link: <https://apps.labor.ny.gov/EDList/searchPage.do>

For inquiries where WCB is listed as the "Agency", please call 1-866-546-9322

NYS DOL Bureau of Public Work Debarment List 12/05/2023

Article 8

AGENCY	Fiscal Officer	FEIN	EMPLOYER NAME	EMPLOYER DBA NAME	ADDRESS	DEBARMENT START DATE	DEBARMENT END DATE
DOL	DOL	*****5754	0369 CONTRACTORS, LLC		515 WEST AVE UNIT PH 13NORWALK CT 06850	05/12/2021	05/12/2026
DOL	DOL	*****4018	ADIRONDACK BUILDING RESTORATION INC.		4156 WILSON ROAD EAST TABERG NY 13471	03/26/2019	03/26/2024
DOL	AG	*****1812	ADVANCED BUILDERS & LAND DEVELOPMENT, INC.		400 OSER AVE #2300HAUPPAUGE NY 11788	09/11/2019	09/11/2024
DOL	DOL	*****1687	ADVANCED SAFETY SPRINKLER INC		261 MILL ROAD P.O BOX 296EAST AURORA NY 14052	05/29/2019	05/29/2024
DOL	NYC		ALL COUNTY SEWER & DRAIN, INC.		7 GREENFIELD DR WARWICK NY 10990	03/25/2022	03/25/2027
DOL	NYC		AMJED PARVEZ		401 HANOVER AVENUE STATEN ISLAND NY 10304	01/11/2021	01/11/2026
DOL	DOL		ANGELO F COKER		2610 SOUTH SALINA STREET SUITE 14SYRACUSE NY 13205	09/17/2020	09/17/2025
DOL	DOL		ANGELO GARCIA		515 WEST AVE UNIT PH 13NORWALK CT 06850	05/12/2021	05/12/2026
DOL	DOL		ANGELO TONDO		449 WEST MOMBSHA ROAD MONROE NY 10950	06/06/2022	06/06/2027
DOL	DOL		ANITA SALERNO		158 SOLAR ST SYRACUSE NY 13204	01/07/2019	01/07/2024
DOL	DOL	*****4231	ANKER'S ELECTRIC SERVICE, INC.		10 SOUTH 5TH ST LOCUST VALLEY NY 11560	09/26/2022	09/26/2027
DOL	NYC		ARADCO CONSTRUCTION CORP		115-46 132RD ST SOUTH OZONE PARK NY 11420	09/17/2020	09/17/2025
DOL	DOL		ARNOLD A. PAOLINI		1250 BROADWAY ST BUFFALO NY 14212	02/03/2020	02/03/2025
DOL	NYC		ARSHAD MEHMOOD		168-42 88TH AVENUE JAMAICA NY 11432	11/20/2019	11/20/2024
DOL	NYC		AVM CONSTRUCTION CORP		117-72 123RD ST SOUTH OZONE PARK NY 11420	09/17/2020	09/17/2025
DOL	NYC		AZIDABEGUM		524 MCDONALD AVENUE BROOKLYN NY 11218	09/17/2020	09/17/2025
DOL	DOL	*****8421	B & B DRYWALL, INC		206 WARREN AVE APT 1WHITE PLAINS NY 10603	12/14/2021	12/14/2026
DOL	NYC		BALWINDER SINGH		421 HUDSON ST SUITE C5NEW YORK NY 10014	02/20/2019	02/20/2024
DOL	NYC	*****8416	BEAM CONSTRUCTION, INC.		50 MAIN ST WHITE PLAINS NY 10606	01/04/2019	01/04/2024
DOL	DOL		BERNARD BEGLEY		38 LONG RIDGE ROAD BEDFORD NY 10506	12/18/2019	12/18/2024
DOL	NYC	*****2113	BHW CONTRACTING, INC.		401 HANOVER AVENUE STATEN ISLAND NY 10304	01/11/2021	01/11/2026
DOL	DOL	*****3627	BJB CONSTRUCTION CORP.		38 LONG RIDGE ROAD BEDFORD NY 10506	12/18/2019	12/18/2024
DOL	DOL	*****4512	BOB BRUNO EXCAVATING, INC		5 MORNINGSIDE DR AUBURN NY 13021	05/28/2019	05/28/2024
DOL	DOL		BOGDAN MARKOVSKI		370 W. PLEASANTVIEW AVE SUITE 2.329HACKENSACK NJ 07601	02/11/2019	02/11/2024
DOL	DOL		BRADLEY J SCHUKA		4 BROTHERS ROAD WAPPINGERS FALLS NY 12590	10/20/2020	10/20/2025
DOL	DOL	*****9383	C.C. PAVING AND EXCAVATING, INC.		2610 SOUTH SALINA ST SUITE 12SYRACUSE NY 13205	09/17/2020	09/17/2025
DOL	DOL	*****4083	C.P.D. ENTERPRISES, INC		P.O BOX 281 WALDEN NY 12586	03/03/2020	03/03/2025
DOL	DOL	*****5161	CALADRI DEVELOPMENT CORP.		1223 PARK ST. PEEKSKILL NY 10566	05/17/2021	05/17/2026
DOL	DOL	*****3391	CALI ENTERPRISES, INC.		1223 PARK STREET PEEKSKILL NY 10566	05/17/2021	05/17/2026
DOL	NYC		CALVIN WALTERS		465 EAST THIRD ST MT. VERNON NY 10550	09/09/2019	09/09/2024
DOL	DOL	*****4155	CASA BUILDERS, INC.	FRIEDLANDER CONSTRUCTION	64 N PUTT CONNERS ROAD NEW PALTZ NY 12561	05/10/2023	05/10/2028
DOL	AG	*****7247	CENTURY CONCRETE CORP		2375 RAYNOR ST RONKONKOMA NY 11779	08/04/2021	08/04/2026
DOL	DOL	*****0026	CHANTICLEER CONSTRUCTION LLC		4 BROTHERS ROAD WAPPINGERS FALLS NY 12590	10/20/2020	10/20/2025

NYSDOL Bureau of Public Work Debarment List 12/05/2023

Article 8

DOL	NYC	****2117	CHARAN ELECTRICAL ENTERPRISES		9-11 40TH AVENUE LONG ISLAND CITY NY 11101	09/26/2023	09/26/2028
DOL	NYC		CHARLES ZAHRADKA		863 WASHINGTON STREET FRANKLIN SQUARE NY 11010	03/10/2020	03/10/2025
DOL	DOL		CHRISTOPHER GRECO		26 NORTH MYRTLE AVENUE SPRING VALLEY NY 10956	02/18/2021	02/18/2026
DOL	DOL		CHRISTOPHER PAPASTEFANOU A/K/A CHRIS PAPASTEFANOU		1445 COMMERCE AVE BRONX NY 10461	05/30/2019	05/30/2024
DOL	DOL		CRAIG JOHANSEN		10 SOUTH 5TH ST LOCUST VALLEY NY 11560	09/26/2022	09/26/2027
DOL	DOL	****3228	CROSS-COUNTY LANDSCAPING AND TREE SERVICE, INC.	ROCKLAND TREE SERVICE	26 NORTH MYRTLE AVENUE SPRING VALLEY NY 10956	02/18/2021	02/18/2026
DOL	DOL	****2524	CSI ELECTRICAL & MECHANICAL INC		42-32 235TH ST DOUGLSTON NY 11363	01/14/2019	01/14/2024
DOL	DOL	****7619	DANCO CONSTRUCTION UNLIMITED INC.		485 RAFT AVENUE HOLBROOK NY 11741	10/19/2021	10/19/2026
DOL	DOL		DANIEL ROBERT MCNALLY		7 GREENFIELD DRIVE WARWICK NY 10990	03/25/2022	03/25/2027
DOL	DOL		DARIAN L COKER		2610 SOUTH SALINA ST SUITE 2CSYRACUSE NY 13205	09/17/2020	09/17/2025
DOL	DOL		DAVID FRIEDLANDER		64 NORTH PUTT CORNERS RD NEW PALTZ NY 12561	05/10/2023	05/10/2028
DOL	NYC		DAVID WEINER		14 NEW DROP LANE 2ND FLOORSTATEN ISLAND NY 10306	11/14/2019	11/14/2024
DOL	DOL		DELPHI PAINTING & DECORATING CO INC		1445 COMMERCE AVE BRONX NY 10461	05/30/2019	05/30/2024
DOL	DOL		DINA TAYLOR		64 N PUTT CONNERS RD NEW PALTZ NY 12561	05/10/2023	05/10/2028
DOL	DOL	****5175	EAGLE MECHANICAL AND GENERAL CONSTRUCTION LLC		11371 RIDGE RD WOLCOTT NY 14590	02/03/2020	02/03/2025
DOL	AG		EDWIN HUTZLER		23 NORTH HOWELLS RD BELLPORT NY 11713	08/04/2021	08/04/2026
DOL	DA		EDWIN HUTZLER		2375 RAYNOR STREET RONKONKOMA NY 11779	08/04/2021	08/04/2026
DOL	DOL	****0780	EMES HEATING & PLUMBING CONTR		5 EMES LANE MONSEY NY 10952	01/20/2002	01/20/3002
DOL	NYC	****5917	EPOCH ELECTRICAL, INC		97-18 50TH AVE CORONA NY 11368	04/19/2018	04/19/2024
DOL	DOL		FAIGY LOWINGER		11 MOUNTAIN RD 28 VAN BUREN DRMONROE NY 10950	03/20/2019	03/20/2024
DOL	DA		FREDERICK HUTZLER		2375 RAYNOR STREET RONKONKOMA NY 11779	08/04/2021	08/04/2026
DOL	NYC	****6616	G & G MECHANICAL ENTERPRISES, LLC.		1936 HEMPSTEAD TURNPIKE EAST MEDOW NY 11554	11/29/2019	11/29/2024
DOL	DOL		GABRIEL FRASSETTI			04/10/2019	04/10/2024
DOL	NYC		GAYATRI MANGRU		21 DAREWOOD LANE VALLEY STREAM NY 11581	09/17/2020	09/17/2025
DOL	DA		GEORGE LUCEY		150 KINGS STREET BROOKLYN NY 11231	01/19/1998	01/19/2998
DOL	DOL		GIGI SCHNECKENBURGER		261 MILL RD EAST AURORA NY 14052	05/29/2019	05/29/2024
DOL	DA		GIOVANNA TRAVALJA		3735 9TH ST LONG ISLAND CITY NY 11101	01/05/2023	01/05/2028
DOL	DA	****0213	GORILLA CONTRACTING GROUP, LLC		505 MANHATTAN AVE WEST BABYLON NY 11704	10/05/2023	10/05/2028
DOL	DOL		HANS RATH		24 ELDOR AVENUE NEW CITY NY 10956	02/03/2020	02/03/2025
DOL	DOL		HERBERT CLEMEN		42 FOWLER AVENUE CORTLAND MANOR NY 10567	01/24/2023	01/24/2028
DOL	DOL		HERBERT CLEMEN		42 FOWLER AVENUE CORTLAND MANOR NY 10567	10/25/2022	10/25/2027
DOL	DOL		IRENE KASELIS		32 PENNINGTON AVE WALDWICK NJ 07463	05/30/2019	05/30/2024
DOL	DOL	****9211	J. WASE CONSTRUCTION CORP.		8545 RT 9W ATHENS NY 12015	03/09/2021	03/09/2026
DOL	DOL		J.M.J CONSTRUCTION		151 OSTRANDER AVENUE SYRACUSE NY 13205	11/21/2022	11/21/2027
DOL	DOL		J.R. NELSON CONSTRUCTION		531 THIRD STREET ALBANY NY 12206	12/22/2022	12/22/2027

NYS DOL Bureau of Public Work Debarment List 12/05/2023

Article 8

DOL	DOL		J.R. NELSON CONSTRUCTION		531 THIRD STREET ALBANY NY 12206	10/25/2022	10/25/2027
DOL	DOL		J.R. NELSON, LLC		531 THIRD STREET ALBANY NY 12206	12/22/2022	12/22/2027
DOL	DOL		J.R. NELSON, LLC		531 THIRD STREET ALBANY NY 12206	10/25/2022	10/25/2027
DOL	DOL		J.R.N COMPANIES, LLC		531 THIRD STREET ALBANY NY 12206	12/12/2022	12/12/2027
DOL	DOL		J.R.N COMPANIES, LLC		531 THIRD STREET ALBANY NY 12206	10/25/2022	10/25/2027
DOL	DOL	*****1147	J.R.N. CONSTRUCTION, LLC		531 THIRD ST ALBANY NY 12206	12/22/2022	12/22/2027
DOL	DOL	*****1147	J.R.N. CONSTRUCTION, LLC		531 THIRD ST ALBANY NY 12206	10/25/2022	10/25/2027
DOL	DOL		JAMES J. BAKER		7901 GEE ROAD CANASTOTA NY 13032	08/17/2021	08/17/2026
DOL	DOL		JASON P. RACE		3469 STATE RT. 69 PERISH NY 13131	09/29/2021	09/29/2026
DOL	DOL		JASON P. RACE		3469 STATE RT. 69 PERISH NY 13131	02/09/2022	02/09/2027
DOL	DOL		JASON P. RACE		3469 STATE RT. 69 PERISH NY 13131	11/15/2022	11/15/2027
DOL	DOL		JASON P. RACE		3469 STATE RT. 69 PERISH NY 13131	03/01/2022	03/01/2027
DOL	DOL	*****7993	JBS DIRT, INC.		7901 GEE ROAD CANASTOTA NY 13032	08/17/2021	08/17/2026
DOL	DOL	*****2435	JEFFEL D. JOHNSON	JMJ7 AND SON	5553 CAIRNSTRAIL CLAY NY 13041	11/21/2022	11/21/2027
DOL	DOL		JEFFEL JOHNSON ELITE CARPENTER REMODEL AND CONSTRUCTION		C2 EVERGREEN CIRCLE LIVERPOOL NY 13090	11/21/2022	11/21/2027
DOL	DOL	*****2435	JEFFREY M. JOHNSON	JMJ7 AND SON	5553 CAIRNS TRAIL CLAY NY 13041	11/21/2022	11/21/2027
DOL	NYC		JENNIFER GUERRERO		1936 HEMPSTEAD TURNPIKE EAST MEADOW NY 11554	11/29/2019	11/29/2024
DOL	DOL		JIM PLAUGHER		17613 SANTE FE LINE ROAD WAYNEFIELD OH 45896	07/16/2021	07/16/2026
DOL	DOL		JMJ7 & SON CONSTRUCTION, LLC		5553 CAIRNS TRAIL LIVERPOOL NY 13041	11/21/2022	11/21/2027
DOL	DOL		JMJ7 AND SONS CONTRACTORS		5553 CAIRNS TRAIL CLAY NY 13041	11/21/2022	11/21/2027
DOL	DOL		JMJ7 CONTRACTORS		7014 13TH AVENUE BROOKLYN NY 11228	11/21/2022	11/21/2027
DOL	DOL		JMJ7 CONTRACTORS AND SONS		5553 CAIRNS TRAIL CLAY NY 13041	11/21/2022	11/21/2027
DOL	DOL		JMJ7 CONTRACTORS, LLC		5553 CAIRNS TRAIL CLAY NY 13041	11/21/2022	11/21/2027
DOL	DOL		JOHN GOCEK		14B COMMERCIAL AVE ALBANY NY 12065	11/14/2019	11/14/2024
DOL	DOL		JOHN MARKOVIC		47 MANDON TERRACE HAWTHORN NJ 07506	03/29/2021	03/29/2026
DOL	DOL		JOHN WASE		8545 RT 9W ATHENS NY 12015	03/09/2021	03/09/2026
DOL	DOL		JON E DEYOUNG		261 MILL RD P.O BOX 296EAST AURORA NY 14052	05/29/2019	05/29/2024
DOL	DOL		JORGE RAMOS		8970 MIKE GARCIA DR MANASSAS VA 20109	07/16/2021	07/16/2026
DOL	DOL		JOSEPH K. SALERNO		1010 TILDEN AVE UTICA NY 13501	07/24/2023	07/24/2028
DOL	DOL		JOSEPH K. SALERNO II		1010 TILDEN AVE UTICA NY 13501	07/24/2023	07/24/2028
DOL	DOL	*****5116	JP RACE PAINTING, INC. T/A RACE PAINTING		3469 STATE RT. 69 PERISH NY 13131	02/09/2022	02/09/2027
DOL	DOL	*****5116	JP RACE PAINTING, INC. T/A RACE PAINTING		3469 STATE RT. 69 PERISH NY 13131	11/15/2022	11/15/2027
DOL	DOL	*****5116	JP RACE PAINTING, INC. T/A RACE PAINTING		3469 STATE RT. 69 PERISH NY 13131	09/29/2021	09/29/2026
DOL	DOL	*****5116	JP RACE PAINTING, INC. T/A RACE PAINTING		3469 STATE RT. 69 PERISH NY 13131	03/01/2022	03/01/2027
DOL	DOL	*****5116	JP RACE PAINTING, INC. T/A RACE PAINTING		3469 STATE RT. 69 PERISH NY 13131	03/01/2022	03/01/2027
DOL	DOL	*****1147	JRN CONSTRUCTION, LLC		531 THIRD STREET ALBANY NY 12206	10/25/2022	10/25/2027

NYS DOL Bureau of Public Work Debarment List 12/05/2023

Article 8

DOL	DOL	****1147	JRN CONSTRUCTION, LLC		531 THIRD STREET ALBANY NY 12206	12/22/2022	12/22/2027
DOL	DOL		JRN PAVING, LLC		531 THIRD STREET ALBANY NY 12206	10/25/2022	10/25/2027
DOL	DOL		JRN PAVING, LLC		531 THIRD STREET ALBANY NY 12206	12/22/2022	12/22/2027
DOL	DOL		JULIUS AND GITA BEHREND		5 EMES LANE MONSEY NY 10952	11/20/2002	11/20/3002
DOL	DOL		KARIN MANGIN		796 PHELPS ROAD FRANKLIN LAKES NJ 07417	12/01/2020	12/01/2025
DOL	DOL		KATE E. CONNOR		7088 INTERSTATE ISLAND RD SYRACUSE NY 13209	03/31/2021	03/31/2026
DOL	DOL	****2959	KELC DEVELOPMENT, INC		7088 INTERSTATE ISLAND RD SYRACUSE NY 13209	03/31/2021	03/31/2026
DOL	DOL		KIMBERLY F. BAKER		7901 GEE ROAD CANASTOTA NY 13032	08/17/2021	08/17/2026
DOL	DOL		KMA GROUP II, INC.		29-10 38TH AVENUE LONG ISLAND CITY NY 11101	10/11/2023	10/11/2028
DOL	DOL	****1833	KMA GROUP INC.		29-10 38TH AVENUE LONG ISLAND CITY NY 11101	10/11/2023	10/11/2028
DOL	DOL		KMA INSULATION, INC.		29-10 38TH AVENUE LONG ISLAND CITY NY 11101	10/11/2023	10/11/2028
DOL	NYC		KULWANT S. DEOL		9-11 40TH AVENUE LONG ISLAND CITY NY 11101	09/26/2023	09/26/2028
DOL	DA	****8816	LAKE CONSTRUCTION AND DEVELOPMENT CORPORATION		150 KINGS STREET BROOKLYN NY 11231	08/19/1998	08/19/2998
DOL	DOL		LEROY E. NELSON JR		531 THIRD ST ALBANY NY 12206	10/25/2022	10/25/2027
DOL	DOL		LEROY E. NELSON JR		531 THIRD ST ALBANY NY 12206	12/22/2022	12/22/2027
DOL	AG	****3291	LINTECH ELECTRIC, INC.		3006 TILDEN AVE BROOKLYN NY 11226	02/16/2022	02/16/2027
DOL	DOL		LOUIS A. CALICCHIA		1223 PARK ST. PEEKSKILL NY 10566	05/17/2021	05/17/2026
DOL	NYC		LUBOMIR PETER SVOBODA		27 HOUSMAN AVE STATEN ISLAND NY 10303	12/26/2019	12/26/2024
DOL	NYC		M & L STEEL & ORNAMENTAL IRON CORP.		27 HOUSMAN AVE STATEN ISLAND NY 10303	12/26/2019	12/26/2024
DOL	DOL	****2196	MAINSTREAM SPECIALTIES, INC.		11 OLD TOWN RD SELKIRK NY 12158	02/02/2021	02/02/2026
DOL	DA		MANUEL P TOBIO		150 KINGS STREET BROOKLYN NY 14444	08/19/1998	08/19/2998
DOL	DA		MANUEL TOBIO		150 KINGS STREET BROOKLYN NY 11231	08/19/1998	08/19/2998
DOL	NYC		MAREK FABIJANOWSKI		50 MAIN ST WHITE PLAINS NY 10606	01/04/2019	01/04/2024
DOL	NYC		MARIA NUBILE		84-22 GRAND AVENUE ELMHURST NY 11373	03/10/2020	03/10/2025
DOL	DOL		MATTHEW P. KILGORE		4156 WILSON ROAD EAST TABERG NY 13471	03/26/2019	03/26/2024
DOL	DOL	****4829	MILESTONE ENVIRONMENTAL CORPORATION		704 GINESI DRIVE SUITE 29MORGANVILLE NJ 07751	04/10/2019	04/10/2024
DOL	NYC	****9926	MILLENNIUM FIRE PROTECTION, LLC		325 W. 38TH STREET SUITE 204NEW YORK NY 10018	11/14/2019	11/14/2024
DOL	NYC	****0627	MILLENNIUM FIRE SERVICES, LLC		14 NEW DROP LNE 2ND FLOORSTATEN ISLAND NY 10306	11/14/2019	11/14/2024
DOL	DOL	****1320	MJC MASON CONTRACTING, INC.		42 FOWLER AVENUE CORTLAND MANOR NY 10567	10/25/2022	10/25/2027
DOL	DOL	****1320	MJC MASON CONTRACTING, INC.		42 FOWLER AVENUE CORTLAND MANOR NY 10567	01/24/2023	01/24/2028
DOL	NYC		MUHAMMED A. HASHEM		524 MCDONALD AVENUE BROOKLYN NY 11218	09/17/2020	09/17/2025
DOL	NYC		NAMOW, INC.		84-22 GRAND AVENUE ELMHURST NY 11373	03/10/2020	03/10/2025
DOL	DOL	****7790	NATIONAL BUILDING & RESTORATION CORP		1010 TILDEN AVE UTICA NY 13501	07/24/2023	07/24/2028
DOL	DOL	****1797	NATIONAL CONSTRUCTION SERVICES, INC		1010 TILDEN AVE UTICA NY 13501	07/24/2023	07/24/2028
DOL	DA	****9786	NATIONAL INSULATION & GC CORP		180 MILLER PLACE HICKSVILLE NY 11801	12/12/2018	12/12/2023

NYSDOL Bureau of Public Work Debarment List 12/05/2023

Article 8

DOL	NYC		NAVIT SINGH		402 JERICHO TURNPIKE NEW HYDE PARK NY 11040	08/10/2022	08/10/2027
DOL	DA		NICHOLAS T. ANALITIS		505 MANHATTAN AVE WEST BABYLON NY 11704	10/05/2023	10/05/2028
DOL	DOL		NICHOLE E. FRASER A/K/A NICHOLE RACE		3469 STATE RT. 69 PERISH NY 13131	03/01/2022	03/01/2027
DOL	DOL		NICHOLE E. FRASER A/K/A NICHOLE RACE		3469 STATE RT. 69 PERISH NY 13131	11/15/2022	11/15/2027
DOL	DOL		NICHOLE E. FRASER A/K/A NICHOLE RACE		3469 STATE RT. 69 PERISH NY 13131	09/29/2021	09/29/2026
DOL	DOL		NICHOLE E. FRASER A/K/A NICHOLE RACE		3469 STATE RT. 69 PERISH NY 13131	02/09/2022	02/09/2027
DOL	DOL	****7429	NICOLAE I. BARBIR	BESTUCCO CONSTRUCTI ON, INC.	444 SCHANTZ ROAD ALLEN TOWN PA 18104	09/17/2020	09/17/2025
DOL	NYC	****5643	NYC LINE CONTRACTORS, INC.		402 JERICHO TURNPIKE NEW HYDE PARK NY 11040	08/10/2022	08/10/2027
DOL	DOL		PAULINE CHAHALES		935 S LAKE BLVD MAHOPAC NY 10541	03/02/2021	03/02/2026
DOL	DOL		PETER STEVENS		11 OLD TOWN ROAD SELKIRK NY 12158	02/02/2021	02/02/2026
DOL	DOL		PETER STEVENS		8269 21ST ST BELLEROSE NY 11426	12/22/2022	12/22/2027
DOL	DOL	****0466	PRECISION BUILT FENCES, INC.		1617 MAIN ST PEEKSKILL NY 10566	03/03/2020	03/03/2025
DOL	NYC		RASHEL CONSTRUCTION CORP		524 MCDONALD AVENUE BROOKLYN NY 11218	09/17/2020	09/17/2025
DOL	DOL	****1068	RATH MECHANICAL CONTRACTORS, INC.		24 ELDOR AVENUE NEW CITY NY 10956	02/03/2020	02/03/2025
DOL	DOL	****2633	RAW POWER ELECTRIC CORP.		3 PARK CIRCLE MIDDLETOWN NY 10940	07/11/2022	07/11/2027
DOL	DA	****7559	REGAL CONTRACTING INC.		24 WOODBINE AVE NORTHPORT NY 11768	10/01/2020	10/01/2025
DOL	DOL		RICHARD REGGIO		1617 MAIN ST PEEKSKILL NY 10566	03/03/2020	03/03/2025
DOL	DOL		ROBBYE BISSE SAR		89-51 SPRINGFIELD BLVD QUEENS VILLAGE NY 11427	01/11/2003	01/11/3003
DOL	DOL		ROBERT A. VALERINO		3841 LANYARD COURT NEW PORT RICHEY FL 34652	07/09/2019	07/09/2024
DOL	DOL		ROBERT BRUNO		5 MORNINGSIDE DRIVE AUBURN NY 13021	05/28/2019	05/28/2024
DOL	DOL		ROMEO WARREN		161 ROBYN RD MONROE NY 10950	07/11/2022	07/11/2027
DOL	DOL		RONALD MESSEN		14B COMMERCIAL AVE ALBANY NY 12065	11/14/2019	11/14/2024
DOL	DOL	****7172	RZ & AL INC.		198 RIDGE AVENUE VALLEY STREAM NY 11581	06/06/2022	06/06/2027
DOL	DOL	****1365	S & L PAINTING, INC.		11 MOUNTAIN ROAD P.O BOX 408MONROE NY 10950	03/20/2019	03/20/2024
DOL	DOL		SAL FRESINA MASONRY CONTRACTORS, INC.		1935 TEALL AVENUE SYRACUSE NY 13206	07/16/2021	07/16/2026
DOL	DOL		SAL MASONRY CONTRACTORS, INC.		(SEE COMMENTS) SYRACUSE NY 13202	07/16/2021	07/16/2026
DOL	DOL	****9874	SALFREE ENTERPRISES INC		P.O BOX 14 2821 GARDNER RDPOMPEI NY 13138	07/16/2021	07/16/2026
DOL	DOL		SALVATORE A FRESINA A/K/A SAM FRESINA		107 FACTORY AVE P.O BOX 11070SYRACUSE NY 13218	07/16/2021	07/16/2026
DOL	DOL		SAM FRESINA		107 FACTORY AVE P.O BOX 11070SYRACUSE NY 13218	07/16/2021	07/16/2026
DOL	NYC	****0349	SAM WATERPROOFING INC		168-42 88TH AVENUE APT.1 AJAMAICA NY 11432	11/20/2019	11/20/2024
DOL	DA	****0476	SAMCO ELECTRIC CORP.		3735 9TH ST LONG ISLAND CITY NY 11101	01/05/2023	01/05/2028
DOL	NYC	****1130	SCANA CONSTRUCTION CORP.		863 WASHINGTON STREET FRANKLIN SQUARE NY 11010	03/10/2020	03/10/2025
DOL	DOL	****2045	SCOTT DUFFIE	DUFFIE'S ELECTRIC, INC.	P.O BOX 111 CORNWALL NY 12518	03/03/2020	03/03/2025
DOL	DOL		SCOTT DUFFIE		P.O BOX 111 CORNWALL NY 12518	03/03/2020	03/03/2025
DOL	NYC	****6597	SHAIRA CONSTRUCTION CORP.		421 HUDSON STREET SUITE C5NEW YORK NY 10014	02/20/2019	02/20/2024

NYS DOL Bureau of Public Work Debarment List 12/05/2023

Article 8

DOL	DOL		SHULEM LOWINGER		11 MOUNTAIN ROAD 28 VAN BUREN DRMONROE NY 10950	03/20/2019	03/20/2024
DOL	DA		SILVANO TRAVAJA		3735 9TH ST LONG ISLAND CITY NY 11101	01/05/2023	01/05/2028
DOL	DOL	****0440	SOLAR GUYS INC.		8970 MIKE GARCIA DR MANASSAS VA 20109	07/16/2021	07/16/2026
DOL	NYC		SOMATIE RAMSUNAHAI		115-46 132ND ST SOUTH OZONE PARK NY 11420	09/17/2020	09/17/2025
DOL	DOL	****2221	SOUTH BUFFALO ELECTRIC, INC.		1250 BROADWAY ST BUFFALO NY 14212	02/03/2020	02/03/2025
DOL	NYC	****3661	SPANIER BUILDING MAINTENANCE CORP		200 OAK DRIVE SYOSSET NY 11791	03/14/2022	03/14/2027
DOL	DOL		STANADOS KALOGELAS		485 RAFT AVENUE HOLBROOK NY 11741	10/19/2021	10/19/2026
DOL	DOL	****3496	STAR INTERNATIONAL INC		89-51 SPRINGFIELD BLVD QUEENS VILLAGE NY 11427	08/11/2003	08/11/3003
DOL	DOL	****6844	STEAM PLANT AND CHX SYSTEMS INC.		14B COMMERCIAL AVENUE ALBANY NY 12065	11/14/2019	11/14/2024
DOL	DOL	****9933	STEED GENERAL CONTRACTORS, INC.		1445 COMMERCE AVE BRONX NY 10461	05/30/2019	05/30/2024
DOL	DOL	****9528	STEEL-IT, LLC.		17613 SANTE FE LINE ROAD WAYNESFIELD OH 45896	07/16/2021	07/16/2026
DOL	DOL		STEFANOS PAPANSTEFANOU, JR. A/K/A STEVE PAPANSTEFANOU, JR.		256 WEST SADDLE RIVER RD UPPER SADDLE RIVER NJ 07458	05/30/2019	05/30/2024
DOL	DOL	****3800	SUBURBAN RESTORATION CO. INC.		5-10 BANTA PLACE FAIR LAWN PLACE NJ 07410	03/29/2021	03/29/2026
DOL	DOL	****1060	SUNN ENTERPRISES GROUP, LLC		370 W. PLEASANTVIEW AVE SUITE 2.329HACKENSACK NJ 07601	02/11/2019	02/11/2024
DOL	DOL	****9150	SURGE INC.		8269 21ST STREET BELLEROSE NY 11426	12/22/2022	12/22/2027
DOL	DOL		SYED RAZA		198 RIDGE AVENUE NY 11581	06/06/2022	06/06/2027
DOL	DOL	****8209	SYRACUSE SCALES, INC.		158 SOLAR ST SYRACUSE NY 13204	01/07/2019	01/07/2024
DOL	DOL		TERRY THOMPSON		11371 RIDGE RD WOLCOTT NY 14590	02/03/2020	02/03/2025
DOL	DOL	****9733	TERSAL CONSTRUCTION SERVICES INC		107 FACTORY AVE P.O BOX 11070SYRACUSE NY 13208	07/16/2021	07/16/2026
DOL	DOL		TERSAL CONTRACTORS, INC.		221 GARDNER RD P.O BOX 14POMPEI NY 13138	07/16/2021	07/16/2026
DOL	DOL		TERSAL DEVELOPMENT CORP.		1935 TEALL AVENUE SYRACUSE NY 13206	07/16/2021	07/16/2026
DOL	DOL		TEST		P.O BOX 123 ALBANY NY 12204	05/20/2020	05/20/2025
DOL	DOL	****6789	TEST1000		P.O BOX 123 ALBANY NY 12044	03/01/2021	03/01/2026
DOL	DOL	****5766	THE COKER CORPORATION	COKER CORPORATIO N	2610 SOUTH SALINA ST SUITE 14SYRACUSE NY 13205	09/17/2020	09/17/2025
DOL	DA	****1050	TRI STATE CONSTRUCTION OF NY CORP.		50-39 175TH PLACE FRESH MEADOWS NY 11365	03/28/2022	03/28/2027
DOL	DA	****4106	TRIPLE H CONCRETE CORP		2375 RAYNOR STREET RONKONKOMA NY 11779	08/04/2021	08/04/2026
DOL	DOL	****8210	UPSTATE CONCRETE & MASONRY CONTRACTING CO INC		449 WEST MOMBASHA ROAD MONROE NY 10950	06/06/2022	06/06/2027
DOL	DOL	****6418	VALHALLA CONSTRUCTION, LLC.		796 PHEPS ROAD FRANKLIN LAKES NJ 07417	12/01/2020	12/01/2025
DOL	NYC	****2426	VICKRAM MANGRU	VICK CONSTRUCTI ON	21 DAREWOOD LANE VALLEY STREAM NY 11581	09/17/2020	09/17/2025
DOL	NYC		VICKRAM MANGRU		21 DAREWOOD LANE VALLEY STREAM NY 11581	09/17/2020	09/17/2025
DOL	DOL		VICTOR ALICANTI		42-32 235TH ST DOUGLSTON NY 11363	01/14/2019	01/14/2024
DOL	DOL		VIKTORIA RATH		24 ELDOR AVENUE NEW CITY NY 10956	02/03/2020	02/03/2025
DOL	NYC	****3673	WALTERS AND WALTERS, INC.		465 EAST AND THIRD ST MT. VERNON NY 10550	09/09/2019	09/09/2024
DOL	DOL	****3296	WESTERN NEW YORK CONTRACTORS, INC.		3841 LAYNARD COURT NEW PORT RICHEY FL 34652	07/09/2019	07/09/2024

NYSDOL Bureau of Public Work Debarment List 12/05/2023

Article 8

DOL	DOL	****8266	WILLIAM CHRIS MCCLENDON	MCCLENDON ASPHALT PAVING	1646 FALLS STREET NIAGARA FALLS NY 14303	05/01/2023	05/01/2028
DOL	DOL		WILLIAM CHRIS MCCLENDON		1646 FALLS STREET NIAGARA FALLS NY 14303	05/01/2023	05/01/2028
DOL	DOL		WILLIAM G. PROERFRIEDT		85 SPRUCEWOOD ROAD WEST BABYLON NY 11704	01/19/2021	01/19/2026
DOL	DOL	****5924	WILLIAM G. PROPHY, LLC	WGP CONTRACTIN G, INC.	54 PENTAQUIT AVE BAYSHORE NY 11706	01/19/2021	01/19/2026
DOL	DOL		XENOFON EFTHIMIADIS		29-10 38TH AVENUE LONG ISLAND CITY NY 11101	10/11/2023	10/11/2028

SECTION 008010
NEW YORK STATE CONTRACT PROVISIONS

The parties to the attached contract further agree to be bound by the following, which are hereby made a part of said contract:

1. Attached hereto is a copy of Appendix A to the contract between the State of New York and the OWNER (grantee). To the extent that clauses wherein which bind the OWNER (grantee) are related to the manner in which the work is prosecuted by the contractor(s), or the business relationships, business practices, or hiring practices of contractors or subcontractors working on this project, all of the terms and conditions of said Appendix A are equally binding upon the CONTRACTOR. Any provisions therein which appear to apply only to a contract between the State and its Contractor(s) shall be deemed revised to make them binding upon the CONTRACTOR, and any references to statutory provisions which apply only to State contracts shall be deemed to be revised to reference such other and different statutory provisions as may be applicable to municipal contracts for construction of public improvements; provided, that this paragraph shall not apply to any agreement with any supplier which is located in and subject to the laws of a State other than New York with respect to its relationships, business practices and hiring practices.
2. The following provisions are not applicable: Paragraphs 3, 11, and 21.

END OF SECTION 008010
EXCEPT FOR ABOVE REFERENCED ITEMS WHICH FOLLOW

This page intentionally left blank

STANDARD CLAUSES FOR NYS CONTRACTS

The parties to the attached contract, license, lease, amendment or other agreement of any kind (hereinafter, "the contract" or "this contract") agree to be bound by the following clauses which are hereby made a part of the contract (the word "Contractor" herein refers to any party other than the State, whether a contractor, licensor, licensee, lessor, lessee or any other party):

1. EXECUTORY CLAUSE. In accordance with Section 41 of the State Finance Law, the State shall have no liability under this contract to the Contractor or to anyone else beyond funds appropriated and available for this contract.

2. NON-ASSIGNMENT CLAUSE. In accordance with Section 138 of the State Finance Law, this contract may not be assigned by the Contractor or its right, title or interest therein assigned, transferred, conveyed, sublet or otherwise disposed of without the State's previous written consent, and attempts to do so are null and void. Notwithstanding the foregoing, such prior written consent of an assignment of a contract let pursuant to Article XI of the State Finance Law may be waived at the discretion of the contracting agency and with the concurrence of the State Comptroller where the original contract was subject to the State Comptroller's approval, where the assignment is due to a reorganization, merger or consolidation of the Contractor's business entity or enterprise. The State retains its right to approve an assignment and to require that any Contractor demonstrate its responsibility to do business with the State. The Contractor may, however, assign its right to receive payments without the State's prior written consent unless this contract concerns Certificates of Participation pursuant to Article 5-A of the State Finance Law.

3. COMPTROLLER'S APPROVAL. In accordance with Section 112 of the State Finance Law (or, if this contract is with the State University or City University of New York, Section 355 or Section 6218 of the Education Law), if this contract exceeds \$50,000 (or the minimum thresholds agreed to by the Office of the State Comptroller for certain S.U.N.Y. and C.U.N.Y. contracts), or if this is an amendment for any amount to a contract which, as so amended, exceeds said statutory amount, or if, by this contract, the State agrees to give something other than money when the value or reasonably estimated value of such consideration exceeds \$10,000, it shall not be valid,

effective or binding upon the State until it has been approved by the State Comptroller and filed in his office. Comptroller's approval of contracts let by the Office of General Services is required when such contracts exceed \$85,000 (State Finance Law Section 163.6-a). However, such pre-approval shall not be required for any contract established as a centralized contract through the Office of General Services or for a purchase order or other transaction issued under such centralized contract.

4. WORKERS' COMPENSATION BENEFITS. In accordance with Section 142 of the State Finance Law, this contract shall be void and of no force and effect unless the Contractor shall provide and maintain coverage during the life of this contract for the benefit of such employees as are required to be covered by the provisions of the Workers' Compensation Law.

5. NON-DISCRIMINATION REQUIREMENTS. To the extent required by Article 15 of the Executive Law (also known as the Human Rights Law) and all other State and Federal statutory and constitutional non-discrimination provisions, the Contractor will not discriminate against any employee or applicant for employment because of race, creed, color, sex (including gender identity or expression), national origin, sexual orientation, military status, age, disability, predisposing genetic characteristics, marital status or domestic violence victim status. Furthermore, in accordance with Section 220-e of the Labor Law, if this is a contract for the construction, alteration or repair of any public building or public work or for the manufacture, sale or distribution of materials, equipment or supplies, and to the extent that this contract shall be performed within the State of New York, Contractor agrees that neither it nor its subcontractors shall, by reason of race, creed, color, disability, sex, or national origin: (a) discriminate in hiring against any New York State citizen who is qualified and available to perform the work; or (b) discriminate against or intimidate any employee hired for the performance of work under this contract. If this is a building service contract as defined in Section 230 of the Labor Law, then, in accordance with Section 239 thereof, Contractor agrees that neither it nor its subcontractors shall by reason of race, creed, color, national origin, age, sex or disability: (a) discriminate in hiring against any New York State citizen who is qualified and available to perform the work; or (b) discriminate against or intimidate any employee hired for the performance of work under this contract. Contractor is subject to fines of \$50.00 per person per day for any violation

of Section 220-e or Section 239 as well as possible termination of this contract and forfeiture of all moneys due hereunder for a second or subsequent violation.

6. WAGE AND HOURS PROVISIONS. If this is a public work contract covered by Article 8 of the Labor Law or a building service contract covered by Article 9 thereof, neither Contractor's employees nor the employees of its subcontractors may be required or permitted to work more than the number of hours or days stated in said statutes, except as otherwise provided in the Labor Law and as set forth in prevailing wage and supplement schedules issued by the State Labor Department. Furthermore, Contractor and its subcontractors must pay at least the prevailing wage rate and pay or provide the prevailing supplements, including the premium rates for overtime pay, as determined by the State Labor Department in accordance with the Labor Law. Additionally, effective April 28, 2008, if this is a public work contract covered by Article 8 of the Labor Law, the Contractor understands and agrees that the filing of payrolls in a manner consistent with Subdivision 3-a of Section 220 of the Labor Law shall be a condition precedent to payment by the State of any State approved sums due and owing for work done upon the project.

7. NON-COLLUSIVE BIDDING CERTIFICATION. In accordance with Section 139-d of the State Finance Law, if this contract was awarded based upon the submission of bids, Contractor affirms, under penalty of perjury, that its bid was arrived at independently and without collusion aimed at restricting competition. Contractor further affirms that, at the time Contractor submitted its bid, an authorized and responsible person executed and delivered to the State a non-collusive bidding certification on Contractor's behalf.

8. INTERNATIONAL BOYCOTT PROHIBITION. In accordance with Section 220-f of the Labor Law and Section 139-h of the State Finance Law, if this contract exceeds \$5,000, the Contractor agrees, as a material condition of the contract, that neither the Contractor nor any substantially owned or affiliated person, firm, partnership or corporation has participated, is participating, or shall participate in an international boycott in violation of the federal Export Administration Act of 1979 (50 USC App. Sections 2401 et seq.) or regulations thereunder. If such Contractor, or any of the aforesaid affiliates of Contractor, is convicted or is otherwise found to have

violated said laws or regulations upon the final determination of the United States Commerce Department or any other appropriate agency of the United States subsequent to the contract's execution, such contract, amendment or modification thereto shall be rendered forfeit and void. The Contractor shall so notify the State Comptroller within five (5) business days of such conviction, determination or disposition of appeal (2NYCRR 105.4).

9. SET-OFF RIGHTS. The State shall have all of its common law, equitable and statutory rights of set-off. These rights shall include, but not be limited to, the State's option to withhold for the purposes of set-off any moneys due to the Contractor under this contract up to any amounts due and owing to the State with regard to this contract, any other contract with any State department or agency, including any contract for a term commencing prior to the term of this contract, plus any amounts due and owing to the State for any other reason including, without limitation, tax delinquencies, fee delinquencies or monetary penalties relative thereto. The State shall exercise its set-off rights in accordance with normal State practices including, in cases of set-off pursuant to an audit, the finalization of such audit by the State agency, its representatives, or the State Comptroller.

10. RECORDS. The Contractor shall establish and maintain complete and accurate books, records, documents, accounts and other evidence directly pertinent to performance under this contract (hereinafter, collectively, "the Records"). The Records must be kept for the balance of the calendar year in which they were made and for six (6) additional years thereafter. The State Comptroller, the Attorney General and any other person or entity authorized to conduct an examination, as well as the agency or agencies involved in this contract, shall have access to the Records during normal business hours at an office of the Contractor within the State of New York or, if no such office is available, at a mutually agreeable and reasonable venue within the State, for the term specified above for the purposes of inspection, auditing and copying. The State shall take reasonable steps to protect from public disclosure any of the Records which are exempt from disclosure under Section 87 of the Public Officers Law (the "Statute") provided that: (i) the Contractor shall timely inform an appropriate State official, in writing, that said records should not be disclosed; and (ii) said records shall be sufficiently identified; and (iii) designation of said records as exempt under the Statute is reasonable. Nothing contained herein shall

diminish, or in any way adversely affect, the State's right to discovery in any pending or future litigation.

11. IDENTIFYING INFORMATION AND PRIVACY NOTIFICATION.

(a) Identification Number(s). Every invoice or New York State Claim for Payment submitted to a New York State agency by a payee, for payment for the sale of goods or services or for transactions (e.g., leases, easements, licenses, etc.) related to real or personal property must include the payee's identification number. The number is any or all of the following: (i) the payee's Federal employer identification number, (ii) the payee's Federal social security number, and/or (iii) the payee's Vendor Identification Number assigned by the Statewide Financial System. Failure to include such number or numbers may delay payment. Where the payee does not have such number or numbers, the payee, on its invoice or Claim for Payment, must give the reason or reasons why the payee does not have such number or numbers.

(b) Privacy Notification. (1) The authority to request the above personal information from a seller of goods or services or a lessor of real or personal property, and the authority to maintain such information, is found in Section 5 of the State Tax Law. Disclosure of this information by the seller or lessor to the State is mandatory. The principal purpose for which the information is collected is to enable the State to identify individuals, businesses and others who have been delinquent in filing tax returns or may have understated their tax liabilities and to generally identify persons affected by the taxes administered by the Commissioner of Taxation and Finance. The information will be used for tax administration purposes and for any other purpose authorized by law. (2) The personal information is requested by the purchasing unit of the agency contracting to purchase the goods or services or lease the real or personal property covered by this contract or lease. The information is maintained in the Statewide Financial System by the Vendor Management Unit within the Bureau of State Expenditures, Office of the State Comptroller, 110 State Street, Albany, New York 12236.

12. EQUAL EMPLOYMENT OPPORTUNITIES FOR MINORITIES AND WOMEN.

In accordance with Section 312 of the Executive Law and 5 NYCRR 143, if this contract is: (i) a written agreement or purchase order instrument, providing for a total expenditure in excess of \$25,000.00, whereby a contracting agency is committed to expend or does

expend funds in return for labor, services, supplies, equipment, materials or any combination of the foregoing, to be performed for, or rendered or furnished to the contracting agency; or (ii) a written agreement in excess of \$100,000.00 whereby a contracting agency is committed to expend or does expend funds for the acquisition, construction, demolition, replacement, major repair or renovation of real property and improvements thereon; or (iii) a written agreement in excess of \$100,000.00 whereby the owner of a State assisted housing project is committed to expend or does expend funds for the acquisition, construction, demolition, replacement, major repair or renovation of real property and improvements thereon for such project, then the following shall apply and by signing this agreement the Contractor certifies and affirms that it is Contractor's equal employment opportunity policy that:

(a) The Contractor will not discriminate against employees or applicants for employment because of race, creed, color, national origin, sex, age, disability or marital status, shall make and document its conscientious and active efforts to employ and utilize minority group members and women in its work force on State contracts and will undertake or continue existing programs of affirmative action to ensure that minority group members and women are afforded equal employment opportunities without discrimination. Affirmative action shall mean recruitment, employment, job assignment, promotion, upgradings, demotion, transfer, layoff, or termination and rates of pay or other forms of compensation;

(b) at the request of the contracting agency, the Contractor shall request each employment agency, labor union, or authorized representative of workers with which it has a collective bargaining or other agreement or understanding, to furnish a written statement that such employment agency, labor union or representative will not discriminate on the basis of race, creed, color, national origin, sex, age, disability or marital status and that such union or representative will affirmatively cooperate in the implementation of the Contractor's obligations herein; and

(c) the Contractor shall state, in all solicitations or advertisements for employees, that, in the performance of the State contract, all qualified applicants will be afforded equal employment opportunities without discrimination because of race, creed, color, national origin, sex, age, disability or marital status.

Contractor will include the provisions of "a", "b", and "c" above, in every subcontract over \$25,000.00 for the construction, demolition, replacement, major repair, renovation, planning or design of real property and improvements thereon (the "Work") except where the Work is for the beneficial use of the Contractor. Section 312 does not apply to: (i) work, goods or services unrelated to this contract; or (ii) employment outside New York State. The State shall consider compliance by a contractor or subcontractor with the requirements of any federal law concerning equal employment opportunity which effectuates the purpose of this section. The contracting agency shall determine whether the imposition of the requirements of the provisions hereof duplicate or conflict with any such federal law and if such duplication or conflict exists, the contracting agency shall waive the applicability of Section 312 to the extent of such duplication or conflict. Contractor will comply with all duly promulgated and lawful rules and regulations of the Department of Economic Development's Division of Minority and Women's Business Development pertaining hereto.

13. CONFLICTING TERMS. In the event of a conflict between the terms of the contract (including any and all attachments thereto and amendments thereof) and the terms of this Appendix A, the terms of this Appendix A shall control.

14. GOVERNING LAW. This contract shall be governed by the laws of the State of New York except where the Federal supremacy clause requires otherwise.

15. LATE PAYMENT. Timeliness of payment and any interest to be paid to Contractor for late payment shall be governed by Article 11-A of the State Finance Law to the extent required by law.

16. NO ARBITRATION. Disputes involving this contract, including the breach or alleged breach thereof, may not be submitted to binding arbitration (except where statutorily authorized), but must, instead, be heard in a court of competent jurisdiction of the State of New York.

17. SERVICE OF PROCESS. In addition to the methods of service allowed by the State Civil Practice Law & Rules ("CPLR"), Contractor hereby consents to service of process upon it by registered or certified mail, return receipt requested. Service hereunder shall be complete upon Contractor's actual receipt of process or upon the State's receipt of the return thereof

by the United States Postal Service as refused or undeliverable. Contractor must promptly notify the State, in writing, of each and every change of address to which service of process can be made. Service by the State to the last known address shall be sufficient. Contractor will have thirty (30) calendar days after service hereunder is complete in which to respond.

18. PROHIBITION ON PURCHASE OF TROPICAL HARDWOODS. The Contractor certifies and warrants that all wood products to be used under this contract award will be in accordance with, but not limited to, the specifications and provisions of Section 165 of the State Finance Law, (Use of Tropical Hardwoods) which prohibits purchase and use of tropical hardwoods, unless specifically exempted, by the State or any governmental agency or political subdivision or public benefit corporation. Qualification for an exemption under this law will be the responsibility of the contractor to establish to meet with the approval of the State.

In addition, when any portion of this contract involving the use of woods, whether supply or installation, is to be performed by any subcontractor, the prime Contractor will indicate and certify in the submitted bid proposal that the subcontractor has been informed and is in compliance with specifications and provisions regarding use of tropical hardwoods as detailed in §165 State Finance Law. Any such use must meet with the approval of the State; otherwise, the bid may not be considered responsive. Under bidder certifications, proof of qualification for exemption will be the responsibility of the Contractor to meet with the approval of the State.

19. MACBRIDE FAIR EMPLOYMENT PRINCIPLES. In accordance with the MacBride Fair Employment Principles (Chapter 807 of the Laws of 1992), the Contractor hereby stipulates that the Contractor either (a) has no business operations in Northern Ireland, or (b) shall take lawful steps in good faith to conduct any business operations in Northern Ireland in accordance with the MacBride Fair Employment Principles (as described in Section 165 of the New York State Finance Law), and shall permit independent monitoring of compliance with such principles.

20. OMNIBUS PROCUREMENT ACT OF 1992. It is the policy of New York State to maximize opportunities for the participation of New York State business enterprises, including minority and women-

owned business enterprises as bidders, subcontractors and suppliers on its procurement contracts.

Information on the availability of New York State subcontractors and suppliers is available from:

NYS Department of Economic Development
Division for Small Business
Albany, New York 12245
Telephone: 518-292-5100
Fax: 518-292-5884
email: opa@esd.ny.gov

A directory of certified minority and women-owned business enterprises is available from:

NYS Department of Economic Development
Division of Minority and Women's Business
Development
633 Third Avenue
New York, NY 10017
212-803-2414
email: mwbecertification@esd.ny.gov
<https://ny.newnycontracts.com/FrontEnd/VendorSearchPublic.asp>

The Omnibus Procurement Act of 1992 requires that by signing this bid proposal or contract, as applicable, Contractors certify that whenever the total bid amount is greater than \$1 million:

(a) The Contractor has made reasonable efforts to encourage the participation of New York State Business Enterprises as suppliers and subcontractors, including certified minority and women-owned business enterprises, on this project, and has retained the documentation of these efforts to be provided upon request to the State;

(b) The Contractor has complied with the Federal Equal Opportunity Act of 1972 (P.L. 92-261), as amended;

(c) The Contractor agrees to make reasonable efforts to provide notification to New York State residents of employment opportunities on this project through listing any such positions with the Job Service Division of the New York State Department of Labor, or providing such notification in such manner as is consistent with existing collective bargaining contracts or agreements. The Contractor agrees to document these efforts and to provide said documentation to the State upon request; and

(d) The Contractor acknowledges notice that the State may seek to obtain offset credits from foreign countries as a result of this contract and agrees to cooperate with the State in these efforts.

21. RECIPROCITY AND SANCTIONS PROVISIONS. Bidders are hereby notified that if their principal place of business is located in a country, nation, province, state or political subdivision that penalizes New York State vendors, and if the goods or services they offer will be substantially produced or performed outside New York State, the Omnibus Procurement Act 1994 and 2000 amendments (Chapter 684 and Chapter 383, respectively) require that they be denied contracts which they would otherwise obtain. NOTE: As of May 15, 2002, the list of discriminatory jurisdictions subject to this provision includes the states of South Carolina, Alaska, West Virginia, Wyoming, Louisiana and Hawaii. Contact NYS Department of Economic Development for a current list of jurisdictions subject to this provision.

22. COMPLIANCE WITH NEW YORK STATE INFORMATION SECURITY BREACH AND NOTIFICATION ACT. Contractor shall comply with the provisions of the New York State Information Security Breach and Notification Act (General Business Law Section 899-aa; State Technology Law Section 208).

23. COMPLIANCE WITH CONSULTANT DISCLOSURE LAW. If this is a contract for consulting services, defined for purposes of this requirement to include analysis, evaluation, research, training, data processing, computer programming, engineering, environmental, health, and mental health services, accounting, auditing, paralegal, legal or similar services, then, in accordance with Section 163 (4-g) of the State Finance Law (as amended by Chapter 10 of the Laws of 2006), the Contractor shall timely, accurately and properly comply with the requirement to submit an annual employment report for the contract to the agency that awarded the contract, the Department of Civil Service and the State Comptroller.

24. PROCUREMENT LOBBYING. To the extent this agreement is a "procurement contract" as defined by State Finance Law Sections 139-j and 139-k, by signing this agreement the contractor certifies and affirms that all disclosures made in accordance with State Finance Law Sections 139-j and 139-k are complete, true and accurate. In the event such

certification is found to be intentionally false or intentionally incomplete, the State may terminate the agreement by providing written notification to the Contractor in accordance with the terms of the agreement.

25. CERTIFICATION OF REGISTRATION TO COLLECT SALES AND COMPENSATING USE TAX BY CERTAIN STATE CONTRACTORS, AFFILIATES AND SUBCONTRACTORS.

To the extent this agreement is a contract as defined by Tax Law Section 5-a, if the contractor fails to make the certification required by Tax Law Section 5-a or if during the term of the contract, the Department of Taxation and Finance or the covered agency, as defined by Tax Law 5-a, discovers that the certification, made under penalty of perjury, is false, then such failure to file or false certification shall be a material breach of this contract and this contract may be terminated, by providing written notification to the Contractor in accordance with the terms of the agreement, if the covered agency determines that such action is in the best interest of the State.

26. IRAN DIVESTMENT ACT. By entering into this Agreement, Contractor certifies in accordance with State Finance Law §165-a that it is not on the “Entities Determined to be Non-Responsive Bidders/Offerers pursuant to the New York State Iran Divestment Act of 2012” (“Prohibited Entities List”) posted at:
<http://www.ogs.ny.gov/about/regs/docs/ListofEntities.pdf>

Contractor further certifies that it will not utilize on this Contract any subcontractor that is identified on the Prohibited Entities List. Contractor agrees that should it seek to renew or extend this Contract, it must provide the same certification at the time the Contract is renewed or extended. Contractor also agrees that any proposed Assignee of this Contract will be required to certify that it is not on the Prohibited Entities List before the contract assignment will be approved by the State.

During the term of the Contract, should the state agency receive information that a person (as defined in State Finance Law §165-a) is in violation of the above-referenced certifications, the state agency will review such information and offer the person an opportunity to respond. If the person fails to demonstrate that it has ceased its engagement in the investment activity which is in violation of the Act within 90 days after the determination of such violation, then the state agency

shall take such action as may be appropriate and provided for by law, rule, or contract, including, but not limited to, imposing sanctions, seeking compliance, recovering damages, or declaring the Contractor in default.

The state agency reserves the right to reject any bid, request for assignment, renewal or extension for an entity that appears on the Prohibited Entities List prior to the award, assignment, renewal or extension of a contract, and to pursue a responsibility review with respect to any entity that is awarded a contract and appears on the Prohibited Entities list after contract award.

SECTION 009113
ADDENDA

NOTICE TO BIDDERS

Addendum shall be issued to all registered plan holders pursuant to the Instructions to Bidders and Conditions of the Contract. This Addendum serves to clarify, revise, and supersede information in the Project Manual, Drawings, and previously issued Addenda. Portions of the Addendum affecting the Contract Documents will be incorporated into the Contract by enumeration of the Addendum in the Owner/Contractor Agreement.

After Bid Opening and Contract Award, any addenda and modifications will be bound in this Project Manual immediately following this page.

END OF SECTION 009113
EXCEPT FOR ADDENDA AND MODIFICATIONS WHICH FOLLOW

This page intentionally left blank

SECTION 011000 - SUMMARY

PART 1 GENERAL

1.1 RELATED DOCUMENTS

- A. Drawings and general provisions of the Contract, including General and Supplementary Conditions and other Division 01 Specification Sections, apply to this Section.

1.2 SUMMARY

- A. Section Includes:
1. Project information.
 2. Work covered by Contract Documents.
 3. Work performed by Owner.
 4. Work under separate contracts.
 5. Owner's product purchase contracts.
 6. Owner-furnished/Owner-installed (OFOI) products.
 7. Contractors use of site and premises.
 8. Coordination with Occupants.
 9. Work restrictions.
 10. Specifications and drawing conventions.
 11. Miscellaneous provisions.
- B. Related Requirements:
1. Section 015000 "Temporary Facilities and Controls" for limitations and procedures governing temporary use of Owner's facilities.
 2. Section 016000 "Product Requirements" for selection of products for use in Project.
 3. Section 017300 "Execution" for coordination of Owner-installed products.
 4. Section 017419 "Construction Waste management and Disposal" for salvaging, recycling and disposing of demolition and construction waste.

1.3 DEFINITIONS

- A. Work Package: A group of specifications, drawings, and schedules prepared by the design team to describe a portion of the Project Work for pricing, permitting, and construction.

1.4 PROJECT

- A. Project Name: Montgomery County - Jail Shower Renovation
- B. Project Location: Montgomery County Jail, 200 Clark Drive, Fultonville, New York, 12072
- C. Owner's Name: Montgomery County.
County Annex Building
20 Park Street
Fonda, New York 12068-1500
- D. Owner's Representative: Eric M. Mead, Commissioner
Department of Public Works
113 Park Drive

Fultonville, NY 12072
email: emead@co.montgomery.ny.us
phone: (518) 853-3814

- E. Architect's Name: Nicholas M. Lobosco, R.A.
C.T. MALE ASSOCIATES
50 Century Hill Drive
Latham, New York 12110
email: n.lobosco@ctmale.com
phone: (518) 786-7400
- F. Project Coordinator for Multiple Contracts: Owners Representative shall serve as Project Coordinator.
- G. Web-Based Project Software: Project software will be used for purposes of managing communication and documents during the construction stage.
 - 1. See Section 013100 "Project Management and Coordination." for requirements for using web-based Project software.

1.5 WORK COVERED BY CONTRACT DOCUMENTS

- A. The Work of the Project is Defined by the Contract Documents and includes but is not limited to the following:
 - 1. Alterations to select areas and portions of the existing building limited to twenty-seven (27) shower units located within inmate holding pods, medical and booking areas. work includes:
 - a. Removal and replacement or the covering of existing materials, elements, equipment or fixtures using new materials, elements, equipment or fixtures that serve a similar purpose.
 - b. Limited reconfiguration and extension of existing plumbing, mechanical and electrical systems.
 - c. Limited removal of and reconnection of existing plumbing, mechanical and electrical systems to new finish fixtures.
 - d. Installation of additional equipment as described in the Contract Documents.
 - 2. The intent of the Contract Documents is to include all items necessary for the proper execution and completion of the Work by the Contractor. The Contract Documents are complementary, and what is required by one shall be as binding as if required by all; performance by the Contractor shall be required only to the extent consistent with the Contract Documents and reasonably inferable from them as being necessary to produce the indicated results.
 - 3. The Contractor shall be totally responsible for periodic cleaning up of the building and premises daily. In addition to general broom cleaning, the Contractor shall remove all refuse, waste materials and debris of any kind regardless as to who may have left same. All such refuse shall be removed from the property of the Owner and disposed of in a legal manner to the end that at all times the building and premises shall present a neat, orderly and workmanlike appearance. The definition of "periodic" shall mean - "as necessary and/or at the direction of the Owner or his representative."
 - 4. The Contractor shall be totally responsible for cleaning and removal of debris and waste materials at the end of each day. The work of the contract is within secure holding areas and no materials may be left overnight unless securely installed as part of the completed work.
 - 5. The Contractor shall be totally responsible for removal of all tools, equipment and materials at the end of each day.
 - 6. Contingency Allowances are identified under Section 012200 - Unit Prices.
 - 7. Unit Prices are identified under Section 012300 - Alternates.
- B. Compliance with Laws; Permits, Fees and Notices:
 - 1. It is the policy of the State of New York that contracts for public works--defined as the erection, construction, reconstruction or alteration of buildings--be governed by certain requirements. The reason for these requirements is to assure the taxpayers of the prudent and economical use of public money and to ensure that the products purchased or the facility being built achieves

maximum quality at the lowest possible cost as per General Municipal Law §100-a. The type of project and the cost of the purchase or project determine the procedures that are followed as per General Municipal Law §103.

2. The successful bidder shall be required to comply with all local, state and federal laws, rules, regulations and ordinances applicable to the Contract and to the services contemplated thereby.
 - a. The successful bidder shall be required to obtain, at its expense, all permits, licenses and other authorizations necessary for the performance of the services, except that the Owner shall obtain, at its expense, a Building Permit required for completion of the Project.
 - b. The successful bidder shall be responsible for giving all required notices and certifications, and for complying with all laws, ordinances, rules, regulations and directives of any public authority bearing on the performance of the work, regardless of whether those notices, certifications, laws, ordinances, rules, regulations and directives are expressly referenced in the Contract.

C. Type of Contract:

1. Contract Type: A single prime contract based on a Stipulated Price as described in Document 005200 - Agreement Form.

1.6 PHASED CONSTRUCTION

- A. Construct Work in stages with each stage substantially complete as indicated below during the construction period. The area of work is located within secure inmate holding areas (PODS). the intention of each stage is that only a select number of units be shut down, unavailable for use and under construction within a secure POD.
- B. PODS A, B and C (6-showers total per pod) 2-units per location at 3 locations.
 1. Stage 1: 2 adjacent units - all work to be 100% completed and turned over to Owner prior to initiating next phase.
 2. Stage 2: 2 adjacent units - all work to be 100% completed and turned over to Owner prior to initiating next phase.
 3. Stage3: 2 adjacent units - all work to be 100% completed and turned over to Owner prior to initiating next phase.
- C. POD D (4-showers per pod)
 1. Stage 1: 2 adjacent units - all work to be 100% completed and turned over to Owner prior to initiating next phase.
 2. Stage 2: 2 adjacent units - all work to be 100% completed and turned over to Owner prior to initiating next phase.
- D. POD E (1-shower per pod)
 1. Stage 1: All work to be 100% completed and turned over to Owner prior to initiating POD G work.
 2. Stage 2: POD G shared use (coordination by Owner).
 3. Stage 3: POD G shared use (coordination by Owner).
- E. POD G (2-showers per pod)
 1. Stage 1: POD E shared use (coordination by Owner).
 2. Stage 2: 1-shower unit - all work to be 100% completed and turned over to Owner prior to initiating next phase.
 3. Stage 3: 1-shower unit - all work to be 100% completed and turned over to Owner prior to initiating next phase.
- F. Medical (1-shower)
 1. Stage 1: Booking shared use (coordination by Owner).
 2. Stage 2: 1-shower unit - all work to be 100% completed and turned over to Owner prior to initiating next phase.

- G. Booking (1-shower)
 - 1. Stage 1: 1-shower unit - all work to be 100% completed and turned over to Owner prior to initiating next phase.
 - 2. Stage 2: Medical shared use (coordination by Owner).
- H. Coordinate construction schedule and operations with Owner and Owner's Representative.
 - 1. Before commencing Work of each stage, submit an updated copy of Contractor's construction schedule, showing the sequence, commencement and completion dates for all stages of the Work.

1.7 WORK PERFORMED BY OWNER

- A. Cooperate fully with Owner, so work may be carried out smoothly, without interfering with or delaying Work under this Contract or work by Owner. Coordinate the Work of this Contract with work performed by Owner.
- B. Concurrent Work: Owner will perform the following construction operations at Project site. Those operations will be conducted simultaneously with Work under this Contract.
 - 1. Corrections Officer/Guard escort of contractor when entering and existing the delineated work area.
 - 2. Posted Corrections Officer/Guard adjacent to delineated work area.
 - 3. Property maintenance work.

1.8 CONTRACTORS USE OF SITE AND PREMISES

- A. Restricted use of Site: The Contractor shall have limited use of the site. Coordination of use with the Owner shall occur during mobilization and project startup.
- B. Limits on Use of Site: Limit use of Project site to as outlined below:
 - 1. The contractor shall anticipate use of public parking areas for vehicle parking and secure storage trailer.
 - 2. All equipment and materials shall be stored in the secure storage trailer at the completion of work each day.
 - 3. No equipment or materials shall be left unattended outside the secure storage trailer.
- C. Condition of Existing Building: Maintain portions of existing building affected by construction operations in a weathertight condition throughout construction period. Repair damage caused by construction operations.
- D. Condition of Existing Grounds: Maintain portions of existing grounds, landscaping, and hardscaping affected by construction operations throughout construction period. Repair damage caused by construction operations.
- E. Construction Operations: Limited to the areas outlined in the phasing/staging of work outlined above..
 - 1. All construction operations to occur within the shower units and partitioned off space outside of each unit under construction.
 - 2. All construction operations will be performed in the presence of a Corrections Officer/Guard.
 - 3. No additional staging areas will be provided inside the facility, without authorization of the Owner.

1.9 COORDINATION WITH OCCUPANTS

- A. Partial Owner Occupancy: Owner will occupy the premises during entire construction period, with the exception of areas under construction. Cooperate with Owner during construction operations to minimize

conflicts and facilitate Owner usage. Perform the Work so as not to interfere with Owner's operations. Maintain existing exits unless otherwise indicated.

1. Maintain access to existing walkways, corridors, and other adjacent occupied or used facilities. Do not close or obstruct walkways, corridors, or other occupied or used facilities without written permission from Owner and authorities having jurisdiction.
2. Provide not less than **72** hours' notice to Owner of activities that will affect Owner's operations.

B. Owner Limited Occupancy of Completed Areas of Construction: Owner reserves the right to occupy and to place and install equipment in completed portions of the Work, prior to Substantial Completion of the Work, provided such occupancy does not interfere with completion of the Work. Such placement of equipment and limited occupancy shall not constitute acceptance of the total Work.

1. Architect will prepare a Certificate of Substantial Completion for each specific portion of the Work to be occupied prior to Owner acceptance of the completed Work.
2. Obtain a Certificate of Occupancy from authorities having jurisdiction before limited Owner occupancy.
3. Before limited Owner occupancy, mechanical and electrical systems shall be fully operational, and required tests and inspections shall be successfully completed. On occupancy, Owner will operate and maintain mechanical and electrical systems serving occupied portions of Work.
4. On occupancy, Owner will assume responsibility for maintenance and custodial service for occupied portions of Work.

C. Existing building spaces may not be used for storage, unless prior approval is obtained by the Owner and Authority Having Jurisdiction.

1.10 WORK RESTRICTIONS

A. Work Restrictions, General: Comply with restrictions on construction operations.

B. On-Site Work Hours: Limit work to between 7:00 a.m. to 5:00 p.m., Monday through Friday, unless otherwise indicated. Work hours may be modified to meet Project requirements if approved by Owner and authorities having jurisdiction.

1. Weekend Hours: Permitted upon approval by Owner.
2. Early Morning Hours: Permitted upon approval by Owner.
3. Work in Existing Building: Coordinate with Owner Occupancy.
4. Limit conduct of especially noisy and malodorous exterior and interior work to Owner approved time frames. Notify the Architect and Owner five (5) days prior to scheduled activity for coordination..

C. Existing Utility Interruptions: Do not interrupt utilities serving facilities occupied by Owner or others unless permitted under the following conditions and then only after arranging for temporary utility services according to requirements indicated:

1. Notify **Architect** and **Owner** not less than **five** days in advance of proposed utility interruptions.
2. Obtain **Owner's** written permission before proceeding with utility interruptions.
3. Limit disruption of utility services to hours the building is unoccupied.
4. Do not disrupt or shut down life safety systems, including but not limited to fire sprinklers and fire alarm system, without 7 days notice to Owner and authorities having jurisdiction.

D. Noise, Vibration, Dust, and Odors: Coordinate operations that may result in high levels of noise and vibration, dust, odors, or other disruption to Owner occupancy with Owner.

E. Smoking and Controlled Substance Restrictions: Use of tobacco products, **alcoholic beverages**, and other controlled substances **within the existing building and entire property** is not permitted.

F. Employee Identification: **Provide** identification, consisting of valid driver's license and a form acceptable to the Owner for Contractor personnel working on Project site. Require personnel to use identification tags at all times.

1.11 SPECIFICATIONS AND DRAWING CONVENTIONS

- A. Specification Content: The Specifications use certain conventions for the style of language and the intended meaning of certain terms, words, and phrases when used in particular situations. These conventions are as follows:
1. Imperative mood and streamlined language are generally used in the Specifications. The words "shall," "shall be," or "shall comply with," depending on the context, are implied where a colon (:) is used within a sentence or phrase.
 2. Text Color: Text used in the Specifications, including units of measure, manufacturer and product names, and other text may appear in multiple colors or underlined as part of a hyperlink; no emphasis is implied by text with these characteristics.
 3. Specification requirements are to be performed by Contractor unless specifically stated otherwise.
- B. Division 00 Contracting Requirements: General provisions of the Contract, including General and Supplementary Conditions, apply to all Sections of the Specifications.
- C. Division 01 General Requirements: Requirements of Sections in Division 01 apply to the Work of all Sections in the Specifications.
- D. Drawing Coordination: Requirements for materials and products identified on Drawings are described in detail in the Specifications. One or more of the following are used on Drawings to identify materials and products:
1. Terminology: Materials and products are identified by the typical generic terms used in the individual Specifications Sections.
 2. Abbreviations: Materials and products are identified by abbreviations **scheduled on Drawings**.

END OF SECTION

SECTION 012000 - PRICE AND PAYMENT PROCEDURES

PART 1 GENERAL

1.1 RELATED DOCUMENTS

- A. Drawings and general provisions of the Contract, including General and Supplementary Conditions and other Division 01 Specification Sections, apply to this Section.

1.2 SUMMARY.

- A. Section includes administrative and procedural requirements necessary to prepare and process Applications for Payment.
- B. Related Requirements
 - 1. Section 007200 - General Conditions: Additional requirements for progress payments, final payment, changes in the Work.
 - 2. Section 007300 - Supplementary Conditions: Percentage allowances for Contractor's overhead and profit.
 - 3. Section 012100 - Allowances: Payment procedures relating to allowances.
 - 4. Section 012200 - Unit Prices: Payment and modification procedures relating to unit prices.
 - 5. Section 012600 - Contract Modification Procedures
 - 6. Section 013200 - Construction Progress Documentation

1.3 DEFINITIONS

- A. Schedule of Values: A statement furnished by Contractor allocating portions of the Contract Sum to various portions of the Work and used as the basis for reviewing Contractor's Applications for Payment.

1.4 SCHEDULE OF VALUES

- A. Use Schedule of Values Form: AIA G703, edition stipulated in the Agreement.
 - 1. Electronic media printout including equivalent information will be considered in lieu of standard form specified; submit draft to Architect for approval.
 - 2. Forms filled out by hand will not be accepted.
- B. Coordination: Coordinate preparation of the schedule of values with preparation of Contractor's construction schedule.
 - 1. Coordinate line items in the schedule of values with items required to be indicated as separate activities in Contractor's construction schedule.
 - 2. Submit the schedule of values to Architect at earliest possible date, but no later than **seven** days before the date scheduled for submittal of initial Applications for Payment.
- C. Format and Content: Use Project Manual table of contents as a guide to establish line items for the schedule of values. Provide at least one line item for each Specification Section.
 - 1. Identification: Include the following Project identification on the schedule of values:
 - a. Project name and location.
 - b. Name of Architect.
 - c. Architect's Project number.
 - d. Contractor's name and address.
 - e. Date of submittal.

2. Arrange schedule of values consistent with format of **AIA Document G703**.
3. Provide a breakdown of the Contract Sum in enough detail to facilitate continued evaluation of Applications for Payment and progress reports.
 - a. Identify site mobilization and bonds and insurance.
4. Provide a separate line item in the schedule of values for each part of the Work where Applications for Payment may include materials or equipment purchased or fabricated and stored, but not yet installed.
 - a. Differentiate between items stored on-site and items stored off-site.
5. Allowances: Provide a separate line item in the schedule of values for each allowance. Show line-item value of unit-cost allowances, as a product of the unit cost, multiplied by measured quantity. Use information indicated in the Contract Documents to determine quantities.
6. Overhead Costs: Show cost of temporary facilities and other major cost items that are not direct cost of actual work-in-place as separate line items.
7. Closeout Costs: Include separate line items under Contractor and principal subcontracts for Project closeout requirements in an amount totaling **five** percent of the Contract Sum and subcontract amount.
8. Schedule of Values Revisions: Revise the schedule of values when Change Orders or Construction Change Directives result in a change in the Contract Sum. Include at least one separate line item for each Change Order and Construction Change Directive.

1.5 APPLICATIONS FOR PROGRESS PAYMENTS

- A. Each Application for Payment following the initial Application for Payment shall be consistent with previous applications and payments as certified by Architect and paid for by Owner.
- B. Payment Application Times: The date for each progress payment is indicated in the Agreement between Owner and Contractor. The period of construction work covered by each Application for Payment is the period indicated in the Agreement.
- C. Application for Payment Forms:
 1. Use Form AIA G702 and Form AIA G703, edition stipulated in the Agreement.
 2. Electronic media printout including equivalent information will be considered in lieu of standard form specified; submit sample to Architect for approval.
 3. Forms filled out by hand will not be accepted.
- D. Application Preparation: Complete every entry on form. Notarize and execute by a person authorized to sign legal documents on behalf of Contractor. **Architect** will return incomplete applications without action.
 1. Entries shall match data on the schedule of values and Contractor's construction schedule. Use updated schedules if revisions were made.
 2. Include amounts for work completed following previous Application for Payment, whether or not payment has been received. Include only amounts for work completed at time of Application for Payment.
 3. Include amounts of Change Orders and Construction Change Directives issued before last day of construction period covered by application.
 4. Indicate separate amounts for work being carried out under Owner-requested project acceleration.
- E. Stored Materials: Include in Application for Payment amounts applied for materials or equipment purchased or fabricated and stored, but not yet installed. Differentiate between items stored on-site and items stored off-site.
 1. Provide certificate of insurance, evidence of transfer of title to Owner, and consent of surety to payment for stored materials.
 2. Provide supporting documentation that verifies amount requested, such as paid invoices. Match amount requested with amounts indicated on documentation; do not include overhead and profit on stored materials.
 3. Provide summary documentation for stored materials indicating the following:

- a. Value of materials previously stored and remaining stored as of date of previous Applications for Payment.
 - b. Value of previously stored materials put in place after date of previous Application for Payment and on or before date of current Application for Payment.
 - c. Value of materials stored since date of previous Application for Payment and remaining stored as of date of current Application for Payment.
 4. Execute certification by signature of authorized officer.
- F. Transmittal: Submit one electronic and three hard-copies, all signed and notarized, of each Application for Payment to the Architect by a method ensuring receipt. the electronic and one hard copy shall include waivers of lien and similar attachments if required.
1. Include the following with the application:
 - a. Transmittal letter as specified for submittals in Section 013000.
- G. Waivers of Mechanic's Lien: With each Application for Payment, submit waivers of mechanic's lien from entities lawfully entitled to file a mechanic's lien arising out of the Contract and related to the Work covered by the payment.
1. Submit partial waivers on each item for amount requested in previous application, after deduction for retainage, on each item.
 2. When an application shows completion of an item, submit conditional final or full waivers.
 3. Owner reserves the right to designate which entities involved in the Work must submit waivers.
 4. Submit final Application for Payment with or preceded by conditional final waivers from every entity involved with performance of the Work covered by the application who is lawfully entitled to a lien.
 5. Waiver Forms: Submit executed waivers of lien on forms acceptable to Owner.
- H. Initial Application for Payment: Administrative actions and submittals that must precede or coincide with submittal of first Application for Payment include the following:
1. List of subcontractors.
 2. Schedule of values.
 3. Contractor's construction schedule (preliminary if not final).
 4. Products list (preliminary if not final).
 5. Schedule of unit prices.
 6. Submittal schedule (preliminary if not final).
 7. List of Contractor's staff assignments.
 8. List of Contractor's principal consultants.
 9. Copies of building permits.
 10. Copies of authorizations and licenses from authorities having jurisdiction for performance of the Work.
 11. Initial progress report.
 12. Report of preconstruction conference.

1.6 APPLICATION FOR PAYMENT AT SUBSTANTIAL COMPLETION

- A. After Architect issues the Certificate of Substantial Completion, submit an Application for Payment showing 100 percent completion for portion of the Work claimed as substantially complete.
1. Include documentation supporting claim that the Work is substantially complete and a statement showing an accounting of changes to the Contract Sum.
 2. This application shall reflect Certificate(s) of Substantial Completion issued previously for Owner occupancy of designated portions of the Work.

1.7 APPLICATION FOR FINAL PAYMENT

- A. After completing Project closeout requirements, submit final Application for Payment with releases and supporting documentation not previously submitted and accepted, including, but not limited, to the

following.

1. Evidence of completion of Project closeout requirements.
2. Insurance certificates for products and completed operations where required and proof that taxes, fees, and similar obligations were paid.
3. Updated final statement, accounting for final changes to the Contract Sum.
4. AIA Document G706.
5. AIA Document G706A.
6. AIA Document G707.
7. Evidence that claims have been settled.
8. Final liquidated damages settlement statement.
9. Final meter readings for utilities, a measured record of stored fuel, and similar data as of date of Substantial Completion or when Owner took possession of and assumed responsibility for corresponding elements of the Work.

PART 2 PRODUCTS - NOT USED

PART 3 EXECUTION - NOT USED

END OF SECTION 012000

SECTION 012100 - ALLOWANCES

PART 1 GENERAL

1.1 RELATED DOCUMENTS

- A. Drawings and general provisions of the Contract, including General and Supplementary Conditions and other Division 01 Specification Sections, apply to this Section.

1.2 SUMMARY

- A. Section includes administrative and procedural requirements governing allowances.
- B. Types of allowances include the following:
 - 1. Contingency allowance.
 - 2. Inspecting and testing allowances.
- C. Related Requirements
 - 1. Section 012000 - Price and Payment Procedures: Additional payment and modification procedures.
 - 2. Section 012600 - Contract Modification Procedures: For procedures for submitting and handling Change Orders for Allowances.
 - 3. Section 014000 - Quality Requirements: For procedures governing the use of allowances.
 - 4. Division 02 through 49 Sections for items of work covered by allowances.

1.3 DEFINITIONS

- A. Allowance is a quantity of work or dollar amount established in lieu of additional requirements, used to defer selection of actual materials and equipment to a later date when direction will be provided to Contractor. If necessary, additional requirements will be issued by Change Order.

1.4 SELECTION AND PURCHASE

- A. At the earliest practical date after award of the Contract, advise Architect of the date when final selection, or purchase and delivery, of each product or system described by an allowance must be completed by the Owner to avoid delaying the Work.
- B. At Architect's request, obtain proposals for each allowance for use in making final selections. Include recommendations that are relevant to performing the Work.
- C. Purchase products and systems selected by Architect from the designated supplier.

1.5 ACTION SUBMITTALS

- A. Submit proposals for purchase of products or systems included in allowances in the form specified for Change Orders.

1.6 INFORMATIONAL SUBMITTALS

- A. Submit invoices or delivery slips to show actual quantities of materials delivered to the site for use in fulfillment of each allowance.
- B. Submit time sheets and other documentation to show labor time and cost for installation of allowance items that include installation as part of the allowance.
- C. Coordinate and process submittals for allowance items in same manner as for other portions of the Work.

1.7 LUMP-SUM ALLOWANCES

- A. Allowance shall include cost to Contractor of specific products and materials ordered by Owner or selected by Architect under allowance and shall include **taxes**, freight, and delivery to Project site.
- B. Unless otherwise indicated, Contractor's costs for receiving and handling at Project site, labor, installation, overhead and profit, and similar costs related to products and materials ordered by Owner or selected by Architect under allowance shall be included as part of the Contract Sum and not part of the allowance.

1.8 ADJUSTMENT OF ALLOWANCES

- A. Allowance Adjustment: To adjust allowance amounts, prepare a Change Order proposal based on the difference between purchase amount and the allowance, multiplied by final measurement of work-in-place where applicable. If applicable, include reasonable allowances for cutting losses, tolerances, mixing wastes, normal product imperfections, and similar margins.
 - 1. Include installation costs in purchase amount only where indicated as part of the allowance.
 - 2. If requested, prepare explanation and documentation to substantiate distribution of overhead costs and other markups.
 - 3. Owner reserves the right to establish the quantity of work-in-place by independent quantity survey, measure, or count.
 - 4. Submit claims for increased costs because of a change in scope or nature of the allowance described in the Contract Documents, whether for the purchase order amount or Contractor's handling, labor, installation, overhead, and profit.

1.9 CONTINGENCY ALLOWANCE

- A. Contractor's costs for products, delivery, installation, labor, insurance, payroll, taxes, bonding, equipment rental, overhead and profit will be included in Change Orders authorizing expenditure of funds from this Contingency Allowance.
- B. Funds will be drawn from the Contingency Allowance only by Allowance Authorization.
 - 1. Utilize form found in Section 012100.1 - CSI Form 2.4A Allowance Authorization.
- C. At closeout of Contract, funds remaining in Contingency Allowance will be credited to Owner by Change Order.

1.10 INSPECTING AND TESTING ALLOWANCES

- A. Costs Included in Inspecting and Testing Allowances: Cost of engaging an inspecting or testing agency; execution of inspecting and tests; and reporting results.
- B. Costs Not Included in the Inspecting and Testing Allowances:
 - 1. Costs of incidental labor and facilities required to assist inspecting or testing agency.
 - 2. Costs of retesting upon failure of previous tests as determined by Architect.
- C. Differences in cost will be adjusted by Change Order.

1.11 EXAMINATION

- A. Examine products covered by an allowance promptly on delivery for damage or defects. Return damaged or defective products to manufacturer for replacement.

1.12 PREPARATION

- A. Coordinate materials and their installation for each allowance with related materials and installations to ensure that each allowance item is completely integrated and interfaced with related work.

1.13 ALLOWANCES SCHEDULE

- A. CONTRACT 01 - General Construction
 - 1. Allowance No. 01: Include the contingency allowance of \$25,000.00 for General Use.
 - 2. Allowance No. 02: Include the contingency allowance of \$25,000.00 for mold remediation if discovered during work activities within the project area.

PART 2 PRODUCTS - NOT USED

PART 3 EXECUTION - NOT USED

END OF SECTION 012100

This page intentionally left blank

SECTION 012200 - UNIT PRICES

PART 1 GENERAL

1.1 SECTION INCLUDES

- A. Administrative and procedural requirements for unit prices.

1.2 RELATED REQUIREMENTS

- A. Section 002113 - Instructions to Bidders: Instructions for preparation of pricing for Unit Prices.
- B. Document 004322 - Unit Prices Form: List of Unit Prices as supplement to Bid Form
- C. Section 012000 - Price and Payment Procedures: Additional payment and modification procedures.
- D. Section 012100 - Allowances: Procedures for using unit prices to adjust quantity allowances.
- E. Section 014000 - Quality Requirements: Field Testing by an Independent Testing Agency.

1.3 DEFINITIONS

- A. Unit price is an amount incorporated into the Agreement, applicable during the duration of the Work as a price per unit of measurement for materials, equipment, or services, or a portion of the Work, added to or deducted from the Contract Sum by appropriate modification, if the scope of Work or estimated quantities of Work required by the Contract Documents are increased or decreased.

1.4 PROCEDURES

- A. Unit prices include all necessary material, plus cost for delivery, installation, insurance, applicable taxes, overhead, and profit.
- B. Measurement and Payment: See individual Specification Sections for work that requires establishment of unit prices. Methods of measurement and payment for unit prices are specified in those Sections.
- C. Owner reserves the right to reject Contractor's measurement of work-in-place that involves use of established unit prices and to have this work measured, at Owner's expense, by an independent surveyor acceptable to Contractor.
- D. List of Unit Prices: A schedule of unit prices is included in Part 3. Specification Sections referenced in the schedule contain requirements for materials described under each unit price.

PART 2 PRODUCTS - NOT USED

PART 3 EXECUTION

3.1 SCHEDULE OF UNIT PRICES – CONTRACT NO. 1 GENERAL CONSTRUCTION

- A. Unit Price No. 1: All work outlined in the Contract Documents for one (1) shower stall unit.
 - 1. Unit of Measurement: One (1) shower stall unit.
- B. Unit Price No. 2: All work outlined in the Contract Documents for two (2) adjacent shower stall units.
 - 1. Unit of Measurement: Two (2) adjacent shower stall units.
- C. Unit Price No. 3: All work outlined in the contract documents for accessible shower accessories at one (1) shower stall unit.
 - 1. Unit of Measurement: One (1) shower stall unit.
- D. Unit Price No. 4: Square Foot Cost for additional epoxy flooring.
 - 1. Unit of Measurement: Square Foot.

END OF SECTION 012200

SECTION 012500 - SUBSTITUTION PROCEDURES

PART 1 GENERAL

1.1 RELATED REQUIREMENTS

- A. Drawings and general provisions of the Contract, including General and Supplementary Conditions and other Division 01 Specification Sections, apply to this Section.

1.2 SUMMARY

- A. Section Includes:
 - 1. Administrative and Procedural requirements for proposed substitutions.
- B. Related Requirements:
 - 1. Section 004325 - Substitution Request Form - During Procurement: Required form for substitution requests made prior to award of contract (During procurement).
 - 2. Section 006325 - Substitution Request Form - During Construction: Required form for substitution requests made after award of contract (During construction).
 - 3. Section 012100 - Allowances, for products selected under an allowance.
 - 4. Section 012300 - Alternates, for products selected under an alternate.
 - 5. Section 016000 - Product Requirements: for requirements for submitting comparable product submittals for products by listed manufacturers.
 - 6. Divisions 02 Through 49 Sections for specific requirements and limitations for substitutions.

1.3 DEFINITIONS

- A. Substitutions: Changes from Contract Documents requirements proposed by Contractor to materials, products, assemblies, equipment, and methods of construction.
 - 1. Substitutions for Cause: Proposed due to changed Project circumstances beyond Contractor's control.
 - a. Unavailability.
 - b. Regulatory changes.
 - c. Unavailability of required warranty terms.
 - 2. Substitutions for Convenience: Proposed by Contractor or Owner that are not required in order to meet other Project requirements but may offer advantage to Contractor or Owner.

1.4 ACTION SUBMITTALS

- A. Substitution Requests: Submit three copies of each request for consideration. Identify product or fabrication or installation method to be replaced. Include Specification Section number and title and Drawing numbers and titles.
- B. Substitution Request Form: Use facsimile of form provided in Project Manual.
 - 1. Documentation: Show compliance with requirements for substitutions and the following, as applicable:
 - a. Statement indicating why specified product or fabrication or installation method cannot be provided, if applicable.
 - b. Coordination of information, including a list of changes or revisions needed to other parts of the Work and to construction performed by Owner and separate contractors that will be necessary to accommodate proposed substitution.

- c. Detailed comparison of significant qualities of proposed substitutions with those of the Work specified. Include annotated copy of applicable Specification Section. Significant qualities may include attributes, such as performance, weight, size, durability, visual effect, sustainable design characteristics, warranties, and specific features and requirements indicated. Indicate deviations, if any, from the Work specified.
 - d. Product Data, including drawings and descriptions of products and fabrication and installation procedures.
 - e. Samples, where applicable or requested.
 - f. Certificates and qualification data, where applicable or requested.
 - g. List of similar installations for completed projects, with project names and addresses as well as names and addresses of architects and owners.
 - h. Material test reports from a qualified testing agency, indicating and interpreting test results for compliance with requirements indicated.
 - i. Research reports evidencing compliance with building code in effect for Project.
 - j. Detailed comparison of Contractor's construction schedule using proposed substitutions with products specified for the Work, including effect on the overall Contract Time. If specified product or method of construction cannot be provided within the Contract Time, include letter from manufacturer, on manufacturer's letterhead, stating date of receipt of purchase order, lack of availability, or delays in delivery.
 - k. Cost information, including a proposal of change, if any, in the Contract Sum.
 - l. Contractor's certification that proposed substitution complies with requirements in the Contract Documents, except as indicated in substitution request, is compatible with related materials and is appropriate for applications indicated.
 - m. Contractor's waiver of rights to additional payment or time that may subsequently become necessary because of failure of proposed substitution to produce indicated results.
2. Architect's Action: If necessary, Architect will request additional information or documentation for evaluation within **seven** days of receipt of a request for substitution. Architect will notify Contractor of acceptance or rejection of proposed substitution within **15** days of receipt of request, or **seven** days of receipt of additional information or documentation, whichever is later.
- a. Forms of Acceptance: Change Order, Construction Change Directive, or Architect's Supplemental Instructions for minor changes in the Work.

1.5 QUALITY ASSURANCE

- A. Compatibility of Substitutions: Investigate and document compatibility of proposed substitution with related products and materials. Engage a qualified testing agency to perform compatibility tests recommended by manufacturers.

1.6 PROCEDURES

- A. Coordination: Revise or adjust affected work as necessary to integrate work of the approved substitutions.

1.7 SUBSTITUTIONS

- A. Substitutions for Cause: Submit requests for substitution immediately on discovery of need for change, but not later than **15** days prior to time required for preparation and review of related submittals.
 1. Conditions: Architect will consider Contractor's request for substitution when the following conditions are satisfied. If the following conditions are not satisfied, Architect will return requests without action, except to record noncompliance with these requirements:
 - a. Requested substitution is consistent with the Contract Documents and will produce indicated results.
 - b. Substitution request is fully documented and properly submitted.
 - c. Requested substitution will not adversely affect Contractor's construction schedule.
 - d. Requested substitution has received necessary approvals of authorities having jurisdiction.

- e. Requested substitution is compatible with other portions of the Work.
 - f. Requested substitution has been coordinated with other portions of the Work.
 - g. Requested substitution provides specified warranty.
 - h. If requested substitution involves more than one contractor, requested substitution has been coordinated with other portions of the Work, is uniform and consistent, is compatible with other products, and is acceptable to all contractors involved.
- B. Substitutions for Convenience: Architect will consider requests for substitution if received within 30 days after **the Notice of Award**. Requests received after that time may be considered or rejected at discretion of Architect.
- 1. Conditions: Architect will consider Contractor's request for substitution when the following conditions are satisfied. If the following conditions are not satisfied, Architect will return requests without action, except to record noncompliance with these requirements:
 - a. Requested substitution offers Owner a substantial advantage in cost, time, energy conservation, or other considerations, after deducting additional responsibilities Owner must assume. Owner's additional responsibilities may include compensation to Architect for redesign and evaluation services, increased cost of other construction by Owner, and similar considerations.
 - b. Requested substitution does not require extensive revisions to the Contract Documents.
 - c. Requested substitution is consistent with the Contract Documents and will produce indicated results.
 - d. Substitution request is fully documented and properly submitted.
 - e. Requested substitution will not adversely affect Contractor's construction schedule.
 - f. Requested substitution has received necessary approvals of authorities having jurisdiction.
 - g. Requested substitution is compatible with other portions of the Work.
 - h. Requested substitution has been coordinated with other portions of the Work.
 - i. Requested substitution provides specified warranty.
 - j. If requested substitution involves more than one contractor, requested substitution has been coordinated with other portions of the Work, is uniform and consistent, is compatible with other products, and is acceptable to all contractors involved.

1.8 REFERENCE STANDARDS

- A. CSI/CSC Form 1.5C - Substitution Request (During the Bidding/Negotiating Stage); Current Edition.
- B. CSI/CSC Form 13.1A - Substitution Request (After the Bidding/Negotiating Phase); Current Edition.

PART 2 PRODUCTS - NOT USED

PART 3 EXECUTION - NOT USED

END OF SECTION 012500

This page intentionally left blank

SECTION 012600 - CONTRACT MODIFICATION PROCEDURES

PART 1 GENERAL

1.1 RELATED DOCUMENTS

- A. Drawings and general provisions of the Contract, including General and Supplementary Conditions and other Division 01 Specification Sections, apply to this Section.

1.2 SUMMARY

- A. Section includes administrative and procedural requirements for handling and processing Contract modifications.
- B. Related Requirements:
 - 1. Section 012500 "Substitution Procedures" for administrative procedures for handling requests for substitutions made after the Contract award.
 - 2. Section 013100 "Project Management and Coordination" for requirements for forms for contract modifications provided as part of web-based Project management software.

1.3 MINOR CHANGES IN THE WORK

- A. Architect will issue supplemental instructions authorizing minor changes in the Work, not involving adjustment to the Contract Sum or the Contract Time, on AIA Document G710.

1.4 PROPOSAL REQUESTS

- A. Owner-Initiated Proposal Requests: The Architect will issue a detailed description of proposed changes in the Work that may require adjustment to the Contract Sum or the Contract Time. If necessary, the description will include supplemental or revised Drawings and Specifications.
 - 1. Work Change Proposal Requests issued by Architect are not instructions either to stop work in progress or to execute the proposed change.
 - 2. Within time specified in Proposal Request or 20 days, when not otherwise specified, after receipt of Proposal Request, submit a quotation estimating cost adjustments to the Contract Sum and the Contract Time necessary to execute the change.
 - a. Include a list of quantities of products required or eliminated and unit costs, with total amount of purchases and credits to be made. If requested, furnish survey data to substantiate quantities.
 - b. Indicate applicable taxes, delivery charges, equipment rental, and amounts of trade discounts.
 - c. Include costs of labor and supervision directly attributable to the change.
 - d. Include an updated Contractor's construction schedule that indicates the effect of the change, including, but not limited to, changes in activity duration, start and finish times, and activity relationship. Use available total float before requesting an extension of the Contract Time.
 - e. Quotation Form: Use forms acceptable to the Architect.
- B. Contractor-Initiated Proposals: If latent or changed conditions require modifications to the Contract, Contractor may initiate a claim by submitting a request for a change to the Architect.
 - 1. Include a statement outlining reasons for the change and the effect of the change on the Work. Provide a complete description of the proposed change. Indicate the effect of the proposed change

- on the Contract Sum and the Contract Time.
2. Include a list of quantities of products required or eliminated and unit costs, with total amount of purchases and credits to be made. If requested, furnish survey data to substantiate quantities.
 3. Indicate applicable taxes, delivery charges, equipment rental, and amounts of trade discounts.
 4. Include costs of labor and supervision directly attributable to the change.
 5. Include an updated Contractor's construction schedule that indicates the effect of the change, including, but not limited to, changes in activity duration, start and finish times, and activity relationship. Use available total float before requesting an extension of the Contract Time.
 6. Comply with requirements in Section 012500 "Substitution Procedures" if the proposed change requires substitution of one product or system for product or system specified.
 7. Proposal Request Form: Use form acceptable to the Architect.

1.5 ADMINISTRATIVE CHANGE ORDERS

- A. Allowance Adjustment: See Section 012100 "Allowances" for administrative procedures for preparation of Change Order Proposal for adjusting the Contract Sum to reflect actual costs of allowances.

1.6 CHANGE ORDER PROCEDURES

- A. On Owner's approval of a Work Change Proposal Request, the Architect will issue a Change Order for signatures of Owner and Contractor on AIA Document G701.

1.7 CONSTRUCTION CHANGE DIRECTIVE

- A. Construction Change Directive: The Architect may issue a Construction Change Directive on AIA Document G714. Construction Change Directive instructs Contractor to proceed with a change in the Work, for subsequent inclusion in a Change Order.
 1. Construction Change Directive contains a complete description of change in the Work. It also designates method to be followed to determine change in the Contract Sum or the Contract Time.
- B. Documentation: Maintain detailed records on a time and material basis of work required by the Construction Change Directive.
 1. After completion of change, submit an itemized account and supporting data necessary to substantiate cost and time adjustments to the Contract.

PART 2 PRODUCTS (NOT USED)

PART 3 EXECUTION (NOT USED)

END OF SECTION 012600

SECTION 013100 - PROJECT MANAGEMENT AND COORDINATION

PART 1 GENERAL

1.1 RELATED DOCUMENTS

- A. Drawings and general provisions of the Contract, including General and Supplementary Conditions and other Division 01 Specification Sections, apply to this Section.

1.2 SUMMARY

- A. Section includes administrative provisions for coordinating construction operations on Project including, but not limited to, the following:
 - 1. General coordination procedures.
 - 2. Administrative and supervisory personnel.
 - 3. Coordination drawings.
 - 4. Requests for Information (RFIs).
 - 5. Digital project management procedures.
 - 6. Project meetings.
- B. Each contractor shall participate in coordination requirements. Certain areas of responsibility are assigned to a specific contractor.
- C. Related Requirements:
 - 1. Section 011000 "Summary" for a description of the Contract work.
 - 2. Section 013200 "Construction Progress Documentation" for preparing and submitting Contractor's construction schedule.
 - 3. Section 017300 "Execution" for procedures for coordinating general installation and field-engineering services, including establishment of benchmarks and control points.
 - 4. Section 017700 "Closeout Procedures" for coordinating closeout of the Contract.

1.3 DEFINITIONS

- A. RFI: Request from Owner, Architect/Engineer, or Contractor seeking information from each other during construction.

1.4 INFORMATIONAL SUBMITTALS

- A. Subcontract List: Prepare a written summary identifying individuals or firms proposed for each portion of the Work, including those who are to furnish products or equipment fabricated to a special design. Use CSI Form 1.5A and include the following information in tabular form:
 - 1. Name, address, and telephone number of entity performing subcontract or supplying products.
 - 2. Number and title of related Specification Section(s) covered by subcontract.
 - 3. Drawing number and detail references, as appropriate, covered by subcontract.
- B. Key Personnel Names: Prior to starting construction operations, submit a list of key personnel assignments, including superintendent and other personnel in attendance at Project site.
 - 1. Identify individuals and their duties and responsibilities; list addresses and telephone numbers, including home, office, and cellular telephone numbers and e-mail addresses. Provide names, addresses, and telephone numbers of individuals assigned as alternates in the absence of individuals assigned to Project.

2. Post copies of list in project meeting room, in temporary field office, in web-based Project software directory, and in prominent location in built facility. Keep list current at all times.

1.5 GENERAL COORDINATION PROCEDURES

- A. Coordination: Each contractor shall coordinate its construction operations with those of other contractors and entities to ensure efficient and orderly installation of each part of the Work. Each contractor shall coordinate its operations with operations, included in different Sections that depend on each other for proper installation, connection, and operation.
 1. Schedule construction operations in sequence required to obtain the best results where installation of one part of the Work depends on installation of other components, before or after its own installation.
 2. Coordinate installation of different components with other contractors to ensure maximum performance and accessibility for required maintenance, service, and repair.
 3. Make adequate provisions to accommodate items scheduled for later installation.
 4. Where availability of space is limited, coordinate installation of different components to ensure maximum performance and accessibility for required maintenance, service, and repair of all components, including mechanical and electrical.
- B. Prepare memoranda for distribution to each party involved, outlining special procedures required for coordination. Include such items as required notices, reports, and list of attendees at meetings.
 1. Prepare similar memoranda for Owner, and separate contractors if coordination of their Work is required.
- C. Administrative Procedures: Coordinate scheduling and timing of required administrative procedures with other construction activities and scheduled activities of other contractors to avoid conflicts and to ensure orderly progress of the Work. Such administrative activities include, but are not limited to, the following:
 1. Preparation of Contractor's construction schedule.
 2. Preparation of the schedule of values.
 3. Installation and removal of temporary facilities and controls.
 4. Delivery and processing of submittals.
 5. Progress meetings.
 6. Preinstallation conferences.
 7. Project closeout activities.
 8. Startup and adjustment of systems.

1.6 ADMINSTRATIVE AND SUPERVISORY PERSONNEL

- A. Project Site Superintendent: Each Prime Contractor shall provide a full time on-site Project Site Superintendent while any Work related to this Contract is being performed on site, including the activities of their subcontractors, while other Prime Contracts are installing Work, or require the coordination of Work related to this Contract.
 1. Superintendent may be a Working Foreman as long as the daily requirements of the Contract are maintained, as they relate to the Construction Documents and the Project Schedule. The Construction Site Representative reserves the right to revoke this privilege if in their opinion these requirements are not maintained.
 2. Superintendent shall participate in weekly meetings to schedule and coordinate the Work, in a manner that best promotes the Master Construction Schedule and the objectives of the Project.
 3. Superintendent shall be able to make binding decisions on behalf of the Prime Contractor, as they relate to the daily activities of their crew, adjustments in Work scope, and achieving the goals of the Project.
- B. Project Site Superintendent shall be an individual with minimum of five (5) years experience in this field of Work.

1. The Contractor shall not employ a proposed superintendent to whom the Owner or Architect has made reasonable and timely objection.
2. The Contractor shall not change the superintendent without the Owner's consent, which shall not unreasonably be withheld or delayed.

C. General: In addition to Project superintendent, provide other administrative and supervisory personnel as required for proper performance of the Work.

1. Include special personnel required for coordination of operations with other contractors.

1.7 COORDINATION DRAWINGS

A. Coordination Drawings, General: Prepare coordination drawings in accordance with requirements in individual Sections, where installation is not completely shown on Shop Drawings, where limited space availability necessitates coordination, or if coordination is required to facilitate integration of products and materials fabricated or installed by more than one entity.

1. Content: Project-specific information, drawn accurately to a scale large enough to indicate and resolve conflicts. Do not base coordination drawings on standard printed data. Include the following information, as applicable:
 - a. Use applicable Drawings as a basis for preparation of coordination drawings. Prepare sections, elevations, and details as needed to describe relationship of various systems and components.
 - b. Coordinate the addition of trade-specific information to the coordination drawings by multiple contractors in a sequence that best provides for coordination of the information and resolution of conflicts between installed components before submitting for review.
 - c. Indicate functional and spatial relationships of components of architectural, structural, civil, mechanical, and electrical systems.
 - d. Indicate space requirements for routine maintenance and for anticipated replacement of components during the life of the installation.
 - e. Show location and size of access doors required for access to concealed dampers, valves, and other controls.
 - f. Indicate required installation sequences.
 - g. Indicate dimensions shown on the Drawings. Specifically note dimensions that appear to be in conflict with submitted equipment and minimum clearance requirements. Provide alternate sketches to Architect indicating proposed resolution of such conflicts. Minor dimension changes and difficult installations will not be considered changes to the Contract.

B. Coordination Drawing Organization: Organize coordination drawings as follows:

1. Floor Plans and Reflected Ceiling Plans: Show architectural and structural elements, and mechanical, plumbing, fire protection, fire alarm, and electrical Work. Show locations of visible ceiling-mounted devices relative to acoustical ceiling grid. Supplement plan drawings with section drawings where required to adequately represent the Work.
2. Plenum Space: Indicate subframing for support of ceiling and wall systems, mechanical and electrical equipment, and related Work. Locate components within ceiling plenum to accommodate layout of light fixtures indicated on Drawings. Indicate areas of conflict between light fixtures and other components.
3. Mechanical Rooms: Provide coordination drawings for mechanical rooms showing plans and elevations of mechanical, plumbing, fire protection, fire alarm, and electrical equipment.
4. Structural Penetrations: Indicate penetrations and openings required for all disciplines.
5. Slab Edge and Embedded Items: Indicate slab edge locations and sizes and locations of embedded items for metal fabrications, sleeves, anchor bolts, bearing plates, angles, slab depressions for floor finishes, curbs and housekeeping pads, and similar items.
6. Mechanical and Plumbing Work: Show the following:
 - a. Sizes and bottom elevations of ductwork, piping, and conduit runs, including insulation, bracing, flanges, and support systems.
 - b. Dimensions of major components, such as dampers, valves, diffusers, access doors, cleanouts and electrical distribution equipment.

- c. Fire-rated enclosures around ductwork.
 7. Electrical Work: Show the following:
 - a. Runs of vertical and horizontal conduit 1-1/4 inch diameter and larger.
 - b. Light fixture, exit light, emergency battery pack, smoke detector, and other fire alarm locations.
 - c. Panel board, switch board, switchgear, transformer, busway, generator, and motor control center locations.
 - d. Location of pull boxes and junction boxes, dimensioned from column center lines.
 8. Fire-Protection System: Show the following:
 - a. Locations of standpipes, mains piping, branch lines, pipe drops, and sprinkler heads.
 9. Fire Alarm System: Show the following:
 - a. Locations of alarm-initiating and notification appliances.
 10. Review: Architect will review coordination drawings to confirm that the Work is being coordinated, but not for the details of the coordination, which are the Contractor's responsibility.
 - a. If the Architect determines that the coordination drawings are not being prepared in sufficient scope or detail, or are otherwise deficient, the Architect will so inform the Contractor, who shall make changes as directed and resubmit.
 11. Coordination Drawing Prints: Prepare coordination drawing prints in accordance with requirements of Section 013300 "Submittal Procedures."
- C. Coordination Drawing Process: Prepare coordination drawings in the following manner:
 1. Schedule submittal and review of Plumbing, HVAC, Electrical and Fire Protection Shop Drawings, in coordination with **Owner's Fire Alarm, and Security Installers**, to make required changes prior to preparation of coordination drawings.
 2. Commence routing of coordination drawing files with HVAC Contractor, who will provide drawing plan files denoting approved ductwork. HVAC Contractor will locate ductwork and piping on a single layer, using orange color. Upon receipt, Architect/Engineer shall forward drawings to Plumbing Contractor.
 3. Plumbing Contractor will locate plumbing and equipment on a single layer, using blue color. Upon receipt, Architect/Engineer shall forward drawing files to **Owner's Project Representative**, who shall forward to **Fire Protection Installer**.
 4. **Fire Protection Installer** will locate piping and equipment, using red color. **Fire Protection Installer** shall forward completed drawing files to Architect/Engineer through **Owner's Project Representative**. Upon receipt, Architect/Engineer shall forward drawing files to Electrical Contractor.
 5. Electrical Contractor will indicate service and feeder conduit runs, cable trays and equipment in green color. Upon receipt, Architect/Engineer shall forward drawing files to **Owner's Project Representative**, who shall forward to **Owner's Fire Alarm Installer**.
 6. **Owner's Fire Alarm Installer** will indicate conduit, cabling runs and equipment in purple color. **Owner's Fire Alarm Installer** shall forward completed drawing files to Architect/Engineer through **Owner's Project Representative**. Upon receipt, Architect/Engineer shall forward drawing files to **Owner's Electronic Safety and Security Installer**.
 7. **Owner's Electronic Safety and Security Installer** will indicate cable trays and cabling runs and equipment in yellow color. **Owner's Electronic Safety and Security Installer** shall forward completed drawing files to Architect/Engineer through **Owner's Project Representative**.
 8. Architect/Engineer shall perform the final coordination review. As each coordination drawing is completed, Contractor will meet with **Owner's Project Representative** to review and resolve conflicts on the coordination drawings.
- D. Coordination Digital Data Files: Prepare coordination digital data files in accordance with the following requirements:
 1. File Preparation Format: Same digital data software program, version, and operating system as the original Drawings.
 2. Architect will furnish Contractor one set of digital data files of the Drawings for use in preparing coordination digital data files.
 - a. Architect makes no representations as to the accuracy or completeness of digital data files as they relate to the Drawings.

- b. Contractor shall execute a data licensing agreement in the form of AIA Document C106, prepared by the Architect.

1.8 REQUESTS FOR INFORMATION (RFI)

- A. General: Immediately on discovery of the need for additional information or interpretation of the Contract Documents, Contractor shall prepare and submit an RFI in the form specified.
 1. Architect/Engineer will return RFIs submitted to Architect by other entities controlled by Contractor with no response.
 2. Coordinate and submit RFIs in a prompt manner so as to avoid delays in Contractor's work or work of subcontractors.
- B. Content of the RFI: Include a detailed, legible description of item needing information or interpretation and the following:
 1. Project name.
 2. Project number.
 3. Owner name.
 4. Owner's Project number.
 5. Name of Contractor.
 6. Name of Architect/Engineer.
 7. Architects Project Number.
 8. RFI number, numbered sequentially.
 9. RFI subject.
 10. Specification Section number and title and related paragraphs, as appropriate.
 11. Drawing number and detail references, as appropriate.
 12. Field dimensions and conditions, as appropriate.
 13. Contractor's suggested resolution. If Contractor's solution(s) impacts the Contract Time or the Contract Sum, Contractor shall state impact in the RFI.
 14. Contractor's signature.
 15. Attachments: Include sketches, descriptions, measurements, photos, Product Data, Shop Drawings, coordination drawings, and other information necessary to fully describe items needing interpretation.
 - a. Include dimensions, thicknesses, structural grid references, and details of affected materials, assemblies, and attachments on attached sketches.
- C. RFI Forms: AIA Document G716 form, a sample of which bound in the Project Manual.
 1. RFI Form will be submitted to Architect/Engineer in electronic draft format, which that can be edited and finalized by the Architect/Engineer.
 2. Attachments shall be electronic files in PDF format.
- D. Architect's Action: Architect/Engineer will review each RFI, determine action required, and respond. Allow [7] seven working days for Architect's response for each RFI. RFIs received by Architect after 1:00 p.m. will be considered as received the following working day.
 1. The following RFIs will be returned without action:
 - a. Requests for approval of submittals.
 - b. Requests for approval of substitutions.
 - c. Requests for approval of Contractor's means and methods.
 - d. Requests for coordination information already indicated in the Contract Documents.
 - e. Requests for adjustments in the Contract Time or the Contract Sum.
 - f. Requests for interpretation of Architect's actions on submittals.
 - g. Incomplete RFIs or inaccurately prepared RFIs.
 2. Architect's action may include a request for additional information, in which case Architect's time for response will date from time of receipt of additional information.
 3. Architect's action on RFIs that may result in a change to the Contract Time or the Contract Sum may be eligible for Contractor to submit Change Proposal according to Section 012600 "Contract Modification Procedures."

- a. If Contractor believes the RFI response warrants change in the Contract Time or the Contract Sum, notify Owner's Project Representative and Architect in writing within [10] ten days of receipt of the RFI response.
- E. On receipt of Architect's action, update the RFI log and immediately distribute the RFI response to affected parties. Review response and notify Architect within [7] seven days if Contractor disagrees with response.
 1. Use CSI Log Form 13.2B, a sample of which bound in the Project Manual.
- F. RFI Log: Prepare, maintain, and submit a tabular log of RFIs organized by the RFI number. Submit log monthly with Application for Payment. Include the following:
 1. Project name.
 2. Name and address of Contractor.
 3. Name and address of Architect/Engineer.
 4. RFI number including RFIs that were dropped and not submitted.
 5. RFI description.
 6. Date the RFI was submitted.
 7. Date Architect's response was received.
 8. Identification of related Minor Change in the Work, Construction Change Directive, and Proposal Request, as appropriate.

1.9 DIGITAL PROJECT MANAGEMENT PROCEDURES

- A. Use of Architect's Digital Data Files: Digital data files of Architect's CAD drawings will be provided by Architect/Engineer for Contractor's use during construction.
 1. Digital data files may be used by Contractor in preparing coordination drawings, Shop Drawings, and Project record Drawings.
 2. Architect makes no representations as to the accuracy or completeness of digital data files as they relate to Contract Drawings.
 3. Digital Drawing Software Program: Contract Drawings are available in AutoCAD 2017 format.
 4. Contractor shall execute a data licensing agreement in the form of AIA Document C106 Digital Data Licensing Agreement acceptable to the Architect/Engineer.
 - a. Subcontractors, and other parties granted access by Contractor to Architect's digital data files shall execute a data licensing agreement in the form of AIA Document C106 Digital Data Licensing Agreement acceptable to the Architect/Engineer.
- B. Web-Based Project Software: Contractor shall include the cost to incorporate a web-based Project software site for purposes of hosting and managing Project communication and documentation until Final Completion.
 1. Web-based Project software site includes, at a minimum, the following features:
 - a. Compilation of Project data, including Contractor, subcontractors, Architect/Engineer, Owner, and other entities involved in Project. Include names of individuals and contact information.
 - b. Access control for each entity for each workflow process, to determine entity's digital rights to create, modify, view, and print documents.
 - c. Document workflow planning between project entities.
 - d. Tracking, and notification for Project communications required in other Specification Sections, including, but not limited to, RFIs, submittals, Minor Changes in the Work, and Supplemental Instructions.
 - e. Procedures for handling PDFs or similar file formats, allowing markups by each entity. Provide security features to lock markups against changes once submitted.
 - f. Distributing meeting minutes.
 - g. Document management for Drawings, Specifications, and coordination drawings, including revision control.
 - h. Management of construction progress photographs and field reports.
 - i. Project schedule.

2. Architect's Transfer Site: The Architect/Engineer maintains a secure file transfer site to facilitate digital project management procedures over the Internet through a service called Onehub.
 - a. The site is completely web-based, supporting browsers such as Internet Explorer or a recent version of Firefox.
- C. PDF Document Preparation: Where PDFs are required to be submitted to Architect, prepare as follows:
 1. Assemble complete submittal package into a single indexed file incorporating submittal requirements of a single Specification Section and transmittal form with links enabling navigation to each item.
 2. Name file with submittal number or other unique identifier, including revision identifier.
 3. Certifications: Where digitally submitted certificates and certifications are required, provide a digital signature with digital certificate on where indicated.

1.10 PROJECT MEETINGS

- A. General: Schedule and conduct meetings and conferences at Project site, unless otherwise indicated.
 1. Attendees: Inform participants and others involved, and individuals whose presence is required, of date and time of each meeting. Notify Owner's Project Representative and Architect of scheduled meeting dates and times prior to a minimum of [7] seven working days meeting.
 2. Agenda: Prepare the meeting agenda. Distribute the agenda to all invited attendees.
 3. Minutes: Entity responsible for conducting meeting will record significant discussions and agreements achieved. Distribute the meeting minutes to everyone concerned, including Owner, and Architect, within three days of the meeting.
 - a. Use CSI Form 08-0A Meeting Minutes, a sample of which bound in the Project Manual.
- B. Preconstruction Conference: Owner's Project Representative will schedule and conduct a preconstruction conference before starting construction, at a time convenient to Owner and Architect, but no later than [15] fifteen days after execution of the Agreement.
 1. Conduct the conference to review responsibilities and personnel assignments.
 2. Attendees: Authorized representatives of Owner, Architect/Engineer, and their consultants; Contractor and its superintendent; major subcontractors; suppliers; and other concerned parties shall attend the conference. Participants at the conference shall be familiar with Project and authorized to conclude matters relating to the Work.
 3. Agenda: Discuss items of significance that could affect progress, including the following:
 - a. Responsibilities and personnel assignments.
 - b. Tentative construction schedule.
 - c. Phasing.
 - d. Critical work sequencing and long-lead items.
 - e. Designation of key personnel and their duties.
 - f. Lines of communications.
 - g. Use of web-based Project software.
 - h. Procedures for processing field decisions and Change Orders.
 - i. Procedures for RFIs.
 - j. Procedures for testing and inspecting.
 - k. Procedures for processing Applications for Payment.
 - l. Distribution of the Contract Documents.
 - m. Submittal procedures.
 - n. Preparation of Record Documents.
 - o. Use of the premises and off-site Owner's facilities.
 - p. Work restrictions.
 - q. Working hours.
 - r. Owner's occupancy requirements.
 - s. Responsibility for temporary facilities and controls.
 - t. Construction waste management and recycling.
 - u. Parking availability.
 - v. Office, work, and storage areas.
 - w. Equipment deliveries and priorities.

- x. Security.
 - y. Progress cleaning.
 - 4. Minutes: Architect/Engineer will record and distribute meeting minutes.
- C. Preinstallation Conferences: Each Contractor shall conduct a preinstallation conference at Project site before each construction activity that requires coordination with other construction.
- 1. Attendees: Installer and representatives of manufacturers and fabricators involved in or affected by the installation and its coordination or integration with other materials and installations that have preceded or will follow, shall attend the meeting. Advise Architect/Engineer through Owner's Project Representative, and Owner's Special Inspector, if needed, of scheduled meeting dates.
 - 2. Agenda: Review progress of other construction activities and preparations for the particular activity under consideration, including requirements for the following:
 - a. Contract Documents.
 - b. Options.
 - c. Related RFIs.
 - d. Related Change Orders.
 - e. Purchases.
 - f. Deliveries.
 - g. Submittals.
 - h. Review of mockups.
 - i. Possible conflicts.
 - j. Compatibility problems.
 - k. Time schedules.
 - l. Weather limitations.
 - m. Manufacturer's written recommendations.
 - n. Warranty requirements.
 - o. Compatibility of materials.
 - p. Acceptability of substrates.
 - q. Temporary facilities and controls.
 - r. Space and access limitations.
 - s. Regulations of authorities having jurisdiction.
 - t. Testing and inspecting requirements.
 - u. Installation procedures.
 - v. Coordination with other work.
 - w. Required performance results.
 - x. Protection of adjacent work.
 - y. Protection of construction and personnel.
 - 3. Record significant conference discussions, agreements, and disagreements, including required corrective measures and actions.
 - 4. Reporting: Distribute minutes of the meeting to each party present and to other parties requiring information.
 - 5. Do not proceed with installation if the conference cannot be successfully concluded. Initiate whatever actions are necessary to resolve impediments to performance of the Work and reconvene the conference at earliest feasible date.
- D. Project Closeout Conference: Owner's Project Representative will schedule and conduct a Project closeout conference, at a time convenient to Owner and Architect/Engineer, but no later than [15] fifteen days prior to the scheduled date of Substantial Completion.
- 1. Conduct the conference to review requirements and responsibilities related to Project closeout.
 - 2. Attendees: Authorized representatives of Owner, Architect/Engineer; Contractors and their superintendents; major subcontractors; suppliers; and other concerned parties shall attend the meeting. Participants at the meeting shall be familiar with Project and authorized to conclude matters relating to the Work.
 - 3. Agenda: Discuss items of significance that could affect or delay Project closeout, including the following:
 - a. Preparation of record documents.

- b. Procedures required prior to inspection for Substantial Completion and for final inspection for acceptance.
 - c. Submittal of written warranties.
 - d. Requirements for preparing operations and maintenance data.
 - e. Requirements for demonstration and training.
 - f. Preparation of Contractor's punch list.
 - g. Procedures for processing Applications for Payment at Substantial Completion and for final payment.
 - h. Submittal procedures.
 - i. Coordination of separate contracts.
 - j. Responsibility for removing temporary facilities and controls.
4. Minutes: Architect/Engineer will record and distribute meeting minutes.
- E. Progress Meetings: Owner's Project Representative and Architect will conduct progress meetings at monthly intervals.
1. Coordinate dates of meetings with preparation of monthly payment requests.
 2. Attendees: In addition to Architect/Engineer and Owner, each Contractor, subcontractor, supplier, and other entity concerned with current progress or involved in planning, coordination, or performance of future activities shall be represented at these meetings. All participants at the meeting shall be familiar with Project and authorized to conclude matters relating to the Work.
 3. Agenda: Review and correct or approve minutes of previous progress meeting. Review other items of significance that could affect progress. Include topics for discussion as appropriate to status of Project.
 - a. Contractor's Construction Schedule: Review progress since the last meeting. Determine whether each activity is on time, ahead of schedule, or behind schedule, in relation to Contractor's construction schedule. Determine how construction behind schedule will be expedited; secure commitments from parties involved to do so. Discuss whether schedule revisions are required to ensure that current and subsequent activities will be completed within the Contract Time.
 - 1) Review schedule for next period.
 - b. Review present and future needs of each entity present, including the following:
 - 1) Interface requirements.
 - 2) Sequence of operations.
 - 3) Status of submittals.
 - 4) Deliveries.
 - 5) Off-site fabrication.
 - 6) Access.
 - 7) Site utilization.
 - 8) Temporary facilities and controls.
 - 9) Work hours.
 - 10) Hazards and risks.
 - 11) Progress cleaning.
 - 12) Quality and work standards.
 - 13) Status of correction of deficient items.
 - 14) Field observations.
 - 15) Status of RFIs.
 - 16) Status of proposal requests.
 - 17) Pending changes.
 - 18) Status of Change Orders.
 - 19) Pending claims and disputes.
 - 20) Documentation of information for payment requests.
 4. Minutes: Architect/Engineer will record and distribute the meeting minutes to each party present and to parties requiring information.
 - a. Schedule Updating: Each Contractor shall submit updated construction schedule after each progress meeting where revisions to the schedule have been made or recognized. Owner's Representative shall issue revised schedule concurrently with the report of each meeting.

- F. Coordination Meetings: Owner's Project Representative will conduct Project coordination meetings at periodic intervals. Project coordination meetings are in addition to specific meetings held for other purposes, such as progress meetings and preinstallation conferences.
1. Attendees: In addition to Owner's Representative, each contractor, subcontractor, supplier, and other entity concerned with current progress or involved in planning, coordination, or performance of future activities shall be represented at these meetings. All participants at the meetings shall be familiar with Project and authorized to conclude matters relating to the Work.
 2. Agenda: Review and correct or approve minutes of the previous coordination meeting. Review other items of significance that could affect progress. Include topics for discussion as appropriate to status of Project.
 - a. Combined Contractor's Construction Schedule: Review progress since the last coordination meeting. Determine whether each contract is on time, ahead of schedule, or behind schedule, in relation to combined Contractor's construction schedule. Determine how construction behind schedule will be expedited; secure commitments from parties involved to do so. Discuss whether schedule revisions are required to ensure that current and subsequent activities will be completed within the Contract Time.
 - b. Schedule Updating: Revise combined Contractor's construction schedule after each coordination meeting where revisions to the schedule have been made or recognized. Issue revised schedule concurrently with report of each meeting.
 - c. Review present and future needs of each contractor present, including the following:
 - 1) Interface requirements.
 - 2) Sequence of operations.
 - 3) Status of submittals.
 - 4) Deliveries.
 - 5) Off-site fabrication.
 - 6) Access.
 - 7) Site use.
 - 8) Temporary facilities and controls.
 - 9) Work hours.
 - 10) Hazards and risks.
 - 11) Progress cleaning.
 - 12) Quality and work standards.
 - 13) Status of RFIs.
 - 14) Proposal Requests.
 - 15) Change Orders.
 - 16) Pending changes.
 3. Reporting: The Architect shall record meeting results and distribute copies to everyone in attendance and to others affected by decisions or actions resulting from each meeting.

PART 2 PRODUCTS (NOT USED)

PART 3 EXECUTION (NOT USED)

END OF SECTION 013100

SECTION 013200 - CONSTRUCTION PROGRESS DOCUMENTATION

PART 1 GENERAL

1.1 RELATED DOCUMENTS

- A. Drawings and general provisions of the Contract, including General and Supplementary Conditions and other Division 01 Specification Sections, apply to this Section.

1.2 SUMMARY

- A. Section includes administrative and procedural requirements for documenting the progress of construction during performance of the Work, including the following:
 - 1. Startup construction schedule.
 - 2. Contractor's Construction Schedule.
 - 3. Construction schedule updating reports.
 - 4. Daily construction reports.
 - 5. Material location reports.
 - 6. Site condition reports.
 - 7. Unusual event reports.
- B. Related Requirements:
 - 1. Section 011200 "Multiple Contract Summary" for preparing a combined Contractor's Construction Schedule.
 - 2. Section 012900 "Payment Procedures" for schedule of values and requirements for use of cost-loaded schedule for Applications for Payment.
 - 3. Section 013300 "Submittal Procedures" for submitting schedules and reports.
 - 4. Section 014000 "Quality Requirements" for submitting a schedule of tests and inspections.

1.3 INFORMATIONAL SUBMITTALS

- A. Format for Submittals: Submit required submittals in the following format:
 - 1. Working electronic copy of schedule file, where indicated.
 - 2. PDF file.
- B. Startup construction schedule.
 - 1. Submittal of cost-loaded startup construction schedule will not constitute approval of schedule of values for cost-loaded activities.
- C. Contractor's Construction Schedule: Initial schedule, of size required to display entire schedule for entire construction period.
 - 1. Submit a working digital copy of schedule, using software indicated, and labeled to comply with requirements for submittals
- D. Reports: Concurrent with schedule, submit each of the following reports. Format for each activity in reports shall contain activity number, activity description, cost and resource loading, original duration, remaining duration, early start date, early finish date, late start date, late finish date, and total float in calendar days.
 - 1. Activity Report: List of activities sorted by activity number and then early start date, or actual start date if known.
 - 2. Logic Report: List of preceding and succeeding activities for each activity, sorted in ascending order by activity number and then by early start date, or actual start date if known.

- E. Construction Schedule Updating Reports: Submit with Applications for Payment.
- F. Construction Progress Reports: Submit at weekly intervals.
- G. Material Location Reports: Submit at weekly intervals.
- H. Site Condition Reports: Submit at time of discovery of differing conditions.
- I. Unusual Event Reports: Submit at time of unusual event.

1.4 COORDINATION

- A. Coordinate Contractor's Construction Schedule with the schedule of values, submittal schedule, progress reports, payment requests, and other required schedules and reports.
 - 1. Secure time commitments for performing critical elements of the Work from entities involved.
 - 2. Coordinate each construction activity in the network with other activities and schedule them in proper sequence.

1.5 CONTRACTOR'S CONSTRUCTION SCHEDULE, GENERAL

- A. Computer Scheduling Software: Prepare schedules using current version of a program that has been developed specifically to manage construction schedules.
 - 1. Meetings: General Contractor shall attend all meetings related to Project progress, alleged delays, and time impact.
- B. Time Frame: Extend schedule from date established for the Commencement of the Work to date of final completion.
 - 1. Contract completion date shall not be changed by submission of a schedule that shows an early completion date, unless specifically authorized by Change Order.
- C. Activities: Treat each floor or separate area as a separate numbered activity for each main element of the Work. Comply with the following:
 - 1. Activity Duration: Define activities so no activity is longer than 20 days, unless specifically allowed by Architect.
 - 2. Procurement Activities: Include procurement process activities for all long lead items and major items, requiring a cycle of more than 60 days, as separate activities in schedule. Procurement cycle activities include, but are not limited to, submittals, approvals, purchasing, fabrication, and delivery.
 - 3. Submittal Review Time: Include review and resubmittal times indicated in Section 013300 "Submittal Procedures" in schedule. Coordinate submittal review times in Contractor's Construction Schedule with submittal schedule.
 - 4. Submittal Review Time: Include review and resubmittal times indicated in Section 013300 "Submittal Procedures" in schedule. Coordinate submittal review times in Contractor's construction schedule with submittal schedule
 - 5. Substantial Completion: Indicate completion in advance of date established for Substantial Completion, and allow time for Architect's administrative procedures necessary for certification of Substantial Completion.
 - 6. Punch List and Final Completion: Include not more than 30 days for completion of punch list items and final completion.
- D. Constraints: Include constraints and work restrictions indicated in the Contract Documents and as follows in schedule, and show how the sequence of the Work is affected.
 - 1. Phasing: Arrange list of activities on schedule by phase.
 - 2. Work under More Than One Contract: Include a separate activity for each contract.

3. Work by Owner: Include a separate activity for each portion of the Work performed by Owner.
 4. Products Ordered in Advance: Include a separate activity for each product. Include delivery date indicated in Section 011000 "Summary." Delivery dates indicated stipulate the earliest possible delivery date.
 5. Owner-Furnished Products: Include a separate activity for each product. Include delivery date indicated in Section 011000 "Summary." Delivery dates indicated stipulate the earliest possible delivery date.
 6. Work Restrictions: Show the effect of the following items on the schedule:
 - a. Coordination with existing construction.
 - b. Limitations of continued occupancies.
 - c. Uninterruptible services.
 - d. Partial occupancy before Substantial Completion.
 - e. Use-of-premises restrictions.
 - f. Seasonal variations.
 7. Work Stages: Indicate important stages of construction for each major portion of the Work, including, but not limited to, the following:
 - a. Submittals.
 - b. Purchases.
 - c. Mockups.
 - d. Fabrication.
 - e. Sample testing.
 - f. Deliveries.
 - g. Installation.
 - h. Tests and inspections.
 - i. Adjusting.
 - j. Curing.
 - k. Startup and placement into final use and operation.
 8. Construction Areas: Identify each major area of construction for each major portion of the Work. Indicate where each construction activity within a major area must be sequenced or integrated with other construction activities to provide for the following:
 - a. Demolition.
 - b. Temporary enclosure and space conditioning.
 - c. Interior framing.
 - d. Interior finishes.
 - e. Completion of mechanical installation.
 - f. Completion of electrical installation.
 - g. Substantial Completion.
 9. Other Constraints:
 - a. Tests and Inspections.
- E. Milestones: Include milestones indicated in the Contract Documents in schedule, including, but not limited to, the Notice to Proceed, Substantial Completion, and final completion, and the following interim milestones:
1. Site Mobilization.
 2. Demolition.
 3. Interior Framing.
 4. Plumbing Rough-in.
 5. Mechanical Rough-in.
 6. Electrical Rough-in.
- F. Cost Correlation: Superimpose a cost correlation timeline, indicating planned and actual costs. On the line, show planned and actual dollar volume of the Work performed as of planned and actual dates used for preparation of payment requests.
1. See Section 012900 "Payment Procedures" for cost reporting and payment procedures.
- G. Upcoming Work Summary: Prepare summary report indicating activities scheduled to occur or commence prior to submittal of next schedule update. Summarize the following issues:
1. Unresolved issues.

2. Unanswered Requests for Information.
3. Rejected or unreturned submittals.
4. Notations on returned submittals.
5. Pending modifications affecting the Work and the Contract Time.

- H. Contractor's Construction Schedule Updating: At monthly intervals, update schedule to reflect actual construction progress and activities. Issue schedule one week before each regularly scheduled progress meeting.
1. Revise schedule immediately after each meeting or other activity where revisions have been recognized or made. Issue updated schedule concurrently with the report of each such meeting.
 2. Include a report with updated schedule that indicates every change, including, but not limited to, changes in logic, durations, actual starts and finishes, and activity durations.
 3. As the Work progresses, indicate final completion percentage for each activity.
- I. Recovery Schedule: When periodic update indicates the Work is 14 or more calendar days behind the current approved schedule, submit a separate recovery schedule indicating means by which Contractor intends to regain compliance with the schedule. Indicate changes to working hours, working days, crew sizes, equipment required to achieve compliance, and date by which recovery will be accomplished.
- J. Distribution: Distribute copies of approved schedule to Architect, Owner, testing and inspecting agencies, and other parties identified by Contractor with a need-to-know schedule responsibility.
1. Post copies in Project meeting rooms and temporary field offices.
 2. When revisions are made, distribute updated schedules to the same parties and post in the same locations. Delete parties from distribution when they have completed their assigned portion of the Work and are no longer involved in performance of construction activities.

1.6 START-UP CONSTRUCTION SCHEDULE

- A. Gantt-Chart Schedule: Submit startup, horizontal, Gantt-chart-type construction schedule within **[7] seven** days of date established for commencement of the Work.
- B. Preparation: Indicate each significant construction activity separately. Identify first workday of each week with a continuous vertical line.
1. Outline significant construction activities for first **[90] ninety** days of construction.
 2. Include skeleton diagram for the remainder of the Work and a cash requirement prediction based on indicated activities.

1.7 GANTT-CHART SCHEDULE REQUIREMENTS

- A. Gantt-Chart Schedule: Submit a comprehensive, fully developed, horizontal Gantt-chart-type, Contractor's construction schedule within **[15] fifteen** days of date established for commencement of the Work.
1. Base schedule on the Preliminary construction schedule and additional information received since the start of Project.
- B. Preparation: Indicate each significant construction activity separately. Identify first workday of each week with a continuous vertical line.
1. For construction activities that require three months or longer to complete, indicate an estimated completion percentage in **[10] ten** percent increments within time bar.

1.8 REPORTS

- A. Daily Construction Reports: Prepare a daily construction report recording the following information concerning events at Project site:

1. Approximate count of personnel at Project site.
 2. Equipment at Project site.
 3. Material deliveries.
 4. High and low temperatures and general weather conditions, including presence of rain or snow.
 5. Testing and inspection.
 6. Accidents.
 7. Meetings and significant decisions.
 8. Unusual events.
 9. Stoppages, delays, shortages, and losses.
 10. Meter readings and similar recordings.
 11. Emergency procedures.
 12. Orders and requests of authorities having jurisdiction.
 13. Change Orders received and implemented.
 14. Construction Change Directives received and implemented.
 15. Services connected and disconnected.
 16. Equipment or system tests and startups.
 17. Partial completions and occupancies.
 18. Substantial Completions authorized.
- B. Material Location Reports: At monthly intervals, prepare and submit a comprehensive list of materials delivered to and stored at Project site. List shall be cumulative, showing materials previously reported plus items recently delivered. Include with list a statement of progress on and delivery dates for materials or items of equipment fabricated or stored away from Project site. Indicate the following categories for stored materials:
1. Material stored prior to previous report and remaining in storage.
 2. Material stored prior to previous report and since removed from storage and installed.
 3. Material stored following previous report and remaining in storage.
- C. Site Condition Reports: Immediately on discovery of a difference between site conditions and the Contract Documents, prepare and submit a detailed report. Submit with a Request for Information. Include a detailed description of the differing conditions, together with recommendations for changing the Contract Documents.
- D. Unusual Event Reports: When an event of an unusual and significant nature occurs at Project site, whether or not related directly to the Work, prepare and submit a special report. List chain of events, persons participating, responses by Contractor's personnel, evaluation of results or effects, and similar pertinent information. Advise Owner in advance when these events are known or predictable.
1. Submit unusual event reports directly to Owner within one day of an occurrence. Distribute copies of report to parties affected by the occurrence.

PART 2 PRODUCTS (NOT USED)

PART 3 EXECUTION (NOT USED)

END OF SECTION 013200

This page intentionally left blank

SECTION 013300 - SUBMITTAL PROCEDURES

PART 1 GENERAL

1.1 RELATED DOCUMENTS

- A. Drawings and general provisions of the Contract, including General and Supplementary Conditions and other Division 01 Specification Sections, apply to this Section.

1.2 SUMMARY

- A. Section Includes:
1. Submittal schedule requirements.
 2. Administrative and procedural requirements for submittals.
- B. Related Requirements:
1. Section 012000 "Price and Payment Procedures" for submitting Applications for Payment and the schedule of values.
 2. Section 013100 "Project Management and Coordination" for submitting coordination drawings and subcontract list and for requirements for web-based Project software.
 3. Section 013200 "Construction Progress Documentation" for submitting schedules and reports, including Contractor's construction schedule.
 4. Section 014000 "Quality Requirements" for submitting test and inspection reports, and schedule of tests and inspections.
 5. Section 017700 "Closeout Procedures" for submitting closeout submittals and maintenance material submittals.
 6. Section 017823 "Operation and Maintenance Data" for submitting operation and maintenance manuals.
 7. Section 017839 "Project Record Documents" for submitting record Drawings, record Specifications, and record Product Data.
 8. Section 017900 "Demonstration and Training" for submitting video recordings of demonstration of equipment and training of Owner's personnel.

1.3 DEFINITIONS

- A. Action Submittals: Written and graphic information and physical samples that require Architect's responsive action. Action submittals are those submittals indicated in individual Specification Sections as "action submittals."
- B. Informational Submittals: Written and graphic information and physical samples that do not require Architect's responsive action. Submittals may be rejected for not complying with requirements. Informational submittals are those submittals indicated in individual Specification Sections as "informational submittals."
- C. File Transfer Protocol (FTP): Communications protocol that enables transfer of files to and from another computer over a network and that serves as the basis for standard Internet protocols. An FTP site is a portion of a network located outside of network firewalls within which internal and external users are able to access files.

1.4 SUBMITTAL SCHEDULE

- A. Submittal Schedule: Submit, as an action submittal, a list of submittals, arranged in chronological order by dates required by construction schedule. Include time required for review, ordering, manufacturing, fabrication, and delivery when establishing dates. Include additional time required for making corrections or revisions to submittals noted by Architect and additional time for handling and reviewing submittals required by those corrections.
1. Coordinate submittal schedule with list of subcontracts, the schedule of values, and Contractor's construction schedule.
 2. Initial Submittal: Submit concurrently with startup construction schedule. Include submittals required during the first 60 days of construction. List those submittals required to maintain orderly progress of the Work and those required early because of long lead time for manufacture or fabrication.
 3. Final Submittal: Submit concurrently with the first complete submittal of Contractor's construction schedule.
 - a. Submit revised submittal schedule to reflect changes in current status and timing for submittals.
 4. Format: Arrange the following information in a tabular format:
 - a. Scheduled date for first submittal.
 - b. Specification Section number and title.
 - c. Submittal Category: Action; informational.
 - d. Name of subcontractor.
 - e. Description of the Work covered.
 - f. Scheduled date for Architect's final release or approval.
 - g. Scheduled dates for purchasing.
 - h. Scheduled date of fabrication.
 - i. Scheduled dates for installation.
 - j. Activity or event number.

1.5 SUBMITTAL FORMATS

- A. Submittal Information: Include the following information in each submittal:
1. Project name.
 2. Name of Architect.
 3. Name of Construction Manager.
 4. Name of Contractor.
 5. Name of firm or entity that prepared submittal.
 6. Names of subcontractor, manufacturer, and supplier.
 7. Unique submittal number, including revision identifier. Include Specification Section number with sequential alphanumeric identifier; and alphanumeric suffix for resubmittals.
 8. Category and type of submittal.
 9. Submittal purpose and description.
 10. Number and title of Specification Section, with paragraph number and generic name for each of multiple items.
 11. Drawing number and detail references, as appropriate.
 12. Indication of full or partial submittal.
 13. Location(s) where product is to be installed, as appropriate.
 14. Other necessary identification.
 15. Remarks.
 16. Signature of transmitter.
- B. Options: Identify options requiring selection by Architect.

- C. Deviations and Additional Information: On each submittal, clearly indicate deviations from requirements in the Contract Documents, including minor variations and limitations; include relevant additional information and revisions, other than those requested by Architect on previous submittals. Indicate by highlighting on each submittal or noting on attached separate sheet.
- D. PDF Submittals: Prepare submittals as PDF package, incorporating complete information into each PDF file. Name PDF file with submittal number.
 - 1. Transmittal for Submittals: Assemble each submittal individually and appropriately for transmittal and handling. Transmit each submittal using CSI Form 12.1A submittal transmittal sample form included in Project Manual or an approved alternate form.
 - 2. Place a permanent label or title block on each submittal item for identification; include name of firm or entity that prepared submittal.
 - 3. Provide a space approximately 3 by 5 inches to record Contractor's review and approval markings and action taken by Architect.
 - 4. Prepare both pdf and paper copy submittals when a physical sample or color chart is part of the submittal package.
 - a. Indicate on pdf version "physical samples or color chart" to be provided.

1.6 SUBMITTAL PROCEDURES

- A. Prepare and submit submittals required by individual Specification Sections. Types of submittals are indicated in individual Specification Sections.
 - 1. Email: Prepare submittals as PDF package, and transmit to Architect by sending via email. Include PDF transmittal form. Include information in email subject line as requested by Architect.
 - a. Architect will return annotated file. Annotate and retain one copy of file as a digital Project Record Document file.
 - 2. Paper: Prepare submittals in paper form when required, and deliver to Architect.
 - 3. Web-Based Project Software: Prepare submittals in PDF form, and upload to web-based Project software website. Enter required data in web-based software site to fully identify submittal.
- B. Coordination: Coordinate preparation and processing of submittals with performance of construction activities.
 - 1. Coordinate each submittal with fabrication, purchasing, testing, delivery, other submittals, and related activities that require sequential activity.
 - 2. Submit all submittal items required for each Specification Section concurrently unless partial submittals for portions of the Work are indicated on approved submittal schedule.
 - 3. Submit action submittals and informational submittals required by the same Specification Section as separate packages under separate transmittals.
 - 4. Coordinate transmittal of submittals for related parts of the Work specified in different Sections so processing will not be delayed because of need to review submittals concurrently for coordination.
 - a. Architect reserves the right to withhold action on a submittal requiring coordination with other submittals until related submittals are received.
- C. Processing Time: Allow time for submittal review, including time for resubmittals, as follows. Time for review shall commence on Architect's receipt of submittal. No extension of the Contract Time will be authorized because of failure to transmit submittals enough in advance of the Work to permit processing, including resubmittals.
 - 1. Initial Review: Allow **10** days for initial review of each submittal. Allow additional time if coordination with subsequent submittals is required. Architect will advise Contractor when a submittal being processed must be delayed for coordination.
 - 2. Intermediate Review: If intermediate submittal is necessary, process it in same manner as initial submittal.
 - 3. Resubmittal Review: Allow **10** days for review of each resubmittal.
 - 4. Sequential Review: Where sequential review of submittals by Architect's consultants, Owner, or other parties is indicated, allow **15** days for initial review of each submittal.

- a. Submittals requiring color or other finish selection by Owner.
 - b. Submittals involving allowances included in Contract Documents.
 5. Concurrent Consultant Review: Where the Contract Documents indicate that submittals may be transmitted simultaneously to Architect and to Owner or Owner's consultants, allow **15** days for review of each submittal. Submittal will be returned to Architect/Engineer before being returned to Contractor.
- D. Resubmittals: Make resubmittals in same form and number of copies as initial submittal.
1. Note date and content of previous submittal.
 2. Note date and content of revision in label or title block and clearly indicate extent of revision.
 3. Resubmit submittals until they are marked with approval notation from Architect's action stamp.
- E. Distribution: Furnish copies of final submittals to manufacturers, subcontractors, suppliers, fabricators, installers, authorities having jurisdiction, and others as necessary for performance of construction activities. Show distribution on transmittal forms.
- F. Use for Construction: Retain complete copies of submittals on Project site. Use only final action submittals that are marked with approval notation from Architect's action stamp.

1.7 SUBMITTAL REQUIREMENTS

- A. Product Data: Collect information into a single submittal for each element of construction and type of product or equipment.
1. If information must be specially prepared for submittal because standard published data are unsuitable for use, submit as Shop Drawings, not as Product Data.
 2. Mark each copy of each submittal to show which products and options are applicable.
 3. Include the following information, as applicable:
 - a. Manufacturer's catalog cuts.
 - b. Manufacturer's product specifications.
 - c. Standard color charts.
 - d. Statement of compliance with specified referenced standards.
 - e. Testing by recognized testing agency.
 - f. Application of testing agency labels and seals.
 - g. Notation of coordination requirements.
 - h. Availability and delivery time information.
 4. For equipment, include the following in addition to the above, as applicable:
 - a. Wiring diagrams that show factory-installed wiring.
 - b. Printed performance curves.
 - c. Operational range diagrams.
 - d. Clearances required to other construction, if not indicated on accompanying Shop Drawings.
 5. Submit Product Data before Shop Drawings, and before or concurrent with Samples.
- B. Shop Drawings: Prepare Project-specific information, drawn accurately to scale. Do not base Shop Drawings on reproductions of the Contract Documents or standard printed data unless submittal based on Architect's digital data drawing files is otherwise permitted.
1. Preparation: Fully illustrate requirements in the Contract Documents. Include the following information, as applicable:
 - a. Identification of products.
 - b. Schedules.
 - c. Compliance with specified standards.
 - d. Notation of coordination requirements.
 - e. Notation of dimensions established by field measurement.
 - f. Relationship and attachment to adjoining construction clearly indicated.
 - g. Seal and signature of professional engineer if specified.

- C. Samples: Submit Samples for review of kind, color, pattern, and texture for a check of these characteristics with other materials.
1. Transmit Samples that contain multiple, related components such as accessories together in one submittal package.
 2. Identification: Permanently attach label on unexposed side of Samples that includes the following:
 - a. Project name and submittal number.
 - b. Generic description of Sample.
 - c. Product name and name of manufacturer.
 - d. Sample source.
 - e. Number and title of applicable Specification Section.
 - f. Specification paragraph number and generic name of each item.
 3. Email Transmittal: Provide PDF transmittal. Include digital image file illustrating Sample characteristics, and identification information for record.
 4. Web-Based Project Software: Prepare submittals in PDF form, and upload to web-based Project software website. Enter required data in web-based software site to fully identify submittal.
 5. Paper Transmittal: Include paper transmittal including complete submittal information indicated.
 6. Disposition: Maintain sets of approved Samples at Project site, available for quality-control comparisons throughout the course of construction activity. Sample sets may be used to determine final acceptance of construction associated with each set.
 - a. Samples that may be incorporated into the Work are indicated in individual Specification Section. Such Samples must be in an undamaged condition at time of use.
 - b. Samples not incorporated into the Work, or otherwise designated as Owner's property, are the property of Contractor.
 7. Samples for Initial Selection: Submit manufacturer's color charts consisting of units or sections of units showing the full range of colors, textures, and patterns available.
 - a. Number of Samples: Submit **1** full set of available choices where color, pattern, texture, or similar characteristics are required to be selected from manufacturer's product line. Architect will return submittal with options selected.
 8. Samples for Verification: Submit full-size units or Samples of size indicated, prepared from same material to be used for the Work, cured and finished in manner specified, and physically identical with material or product proposed for use, and that show full range of color and texture variations expected. Samples include, but are not limited to, the following: partial sections of manufactured or fabricated components; small cuts or containers of materials; complete units of repetitively used materials; swatches showing color, texture, and pattern; color range sets; and components used for independent testing and inspection.
 - a. Number of Samples: Submit **3** sets of Samples. Architect will retain **2** Sample sets; remainder will be returned. One retained Sample set will remain as a project record Sample.
 - 1) Submit a single Sample where assembly details, workmanship, fabrication techniques, connections, operation, and other similar characteristics are to be demonstrated.
 - 2) If variation in color, pattern, texture, or other characteristic is inherent in material or product represented by a Sample, submit at least **3** sets of paired units that show approximate limits of variations.
- D. Product Schedule: As required in individual Specification Sections, prepare a written summary indicating types of products required for the Work and their intended location. Include the following information in tabular form:
1. Type of product. Include unique identifier for each product indicated in the Contract Documents or assigned by Contractor if none is indicated.
 2. Manufacturer and product name, and model number if applicable.
 3. Number and name of room or space.
 4. Location within room or space.
- E. Qualification Data: Prepare written information that demonstrates capabilities and experience of firm or person. Include lists of completed projects with project names and addresses, contact information of architects and owners, and other information specified.

- F. Design Data: Prepare and submit written and graphic information indicating compliance with indicated performance and design criteria in individual Specification Sections. Include list of assumptions and summary of loads. Include load diagrams if applicable. Provide name and version of software, if any, used for calculations. Number each page of submittal.
- G. Certificates:
1. Certificates and Certifications Submittals: Submit a statement that includes signature of entity responsible for preparing certification. Certificates and certifications shall be signed by an officer or other individual authorized to sign documents on behalf of that entity. Provide a notarized signature where indicated.
 2. Installer Certificates: Submit written statements on manufacturer's letterhead certifying that Installer complies with requirements in the Contract Documents and, where required, is authorized by manufacturer for this specific Project.
 3. Manufacturer Certificates: Submit written statements on manufacturer's letterhead certifying that manufacturer complies with requirements in the Contract Documents. Include evidence of manufacturing experience where required.
 4. Material Certificates: Submit written statements on manufacturer's letterhead certifying that material complies with requirements in the Contract Documents.
 5. Product Certificates: Submit written statements on manufacturer's letterhead certifying that product complies with requirements in the Contract Documents.
 6. Welding Certificates: Prepare written certification that welding procedures and personnel comply with requirements in the Contract Documents. Submit record of Welding Procedure Specification and Procedure Qualification Record on AWS forms. Include names of firms and personnel certified.
- H. Test and Research Reports:
1. Compatibility Test Reports: Submit reports written by a qualified testing agency, on testing agency's standard form, indicating and interpreting results of compatibility tests performed before installation of product. Include written recommendations for primers and substrate preparation needed for adhesion.
 2. Field Test Reports: Submit written reports indicating and interpreting results of field tests performed either during installation of product or after product is installed in its final location, for compliance with requirements in the Contract Documents.
 3. Material Test Reports: Submit reports written by a qualified testing agency, on testing agency's standard form, indicating and interpreting test results of material for compliance with requirements in the Contract Documents.
 4. Preconstruction Test Reports: Submit reports written by a qualified testing agency, on testing agency's standard form, indicating and interpreting results of tests performed before installation of product, for compliance with performance requirements in the Contract Documents.
 5. Product Test Reports: Submit written reports indicating that current product produced by manufacturer complies with requirements in the Contract Documents. Base reports on evaluation of tests performed by manufacturer and witnessed by a qualified testing agency, or on comprehensive tests performed by a qualified testing agency.
 6. Research Reports: Submit written evidence, from a model code organization acceptable to authorities having jurisdiction, that product complies with building code in effect for Project. Include the following information:
 - a. Name of evaluation organization.
 - b. Date of evaluation.
 - c. Time period when report is in effect.
 - d. Product and manufacturers' names.
 - e. Description of product.
 - f. Test procedures and results.
 - g. Limitations of use.

1.8 DELEGATED-DESIGN SERVICES

- A. Performance and Design Criteria: Where professional design services or certifications by a design professional are specifically required of Contractor by the Contract Documents, provide products and systems complying with specific performance and design criteria indicated.
 - 1. If criteria indicated are insufficient to perform services or certification required, submit a written request for additional information to Architect/Engineer.
- B. Delegated-Design Services Certification: In addition to Shop Drawings, Product Data, and other required submittals, submit digitally signed PDF file and **[3] three** paper copies of certificate, signed and sealed by the responsible design professional, for each product and system specifically assigned to Contractor to be designed or certified by a design professional.
 - 1. Indicate that products and systems comply with performance and design criteria in the Contract Documents. Include list of codes, loads, and other factors used in performing these services.

1.9 CONTRACTOR'S REVIEW

- A. Action Submittals and Informational Submittals: Review each submittal and check for coordination with other Work of the Contract and for compliance with the Contract Documents. Note corrections and field dimensions. Mark with approval stamp before submitting to Architect.
- B. Contractor's Approval: Indicate Contractor's approval for each submittal with a uniform approval stamp. Include name of reviewer, date of Contractor's approval, and statement certifying that submittal has been reviewed, checked, and approved for compliance with the Contract Documents.
 - 1. Architect will not review submittals received from Contractor that do not have Contractor's review and approval.

1.10 ARCHITECT'S REVIEW

- A. Action Submittals: Architect will review each submittal, indicate corrections or revisions required, and return it.
 - 1. PDF Submittals: Architect will indicate, via markup on each submittal, the appropriate action.
- B. Informational Submittals: Architect will review each submittal and will not return it, or will return it if it does not comply with requirements. Architect will forward each submittal to appropriate party.
- C. Partial submittals prepared for a portion of the Work will be reviewed when use of partial submittals has received prior approval from Architect.
- D. Incomplete submittals are unacceptable, will be considered nonresponsive, and will be returned for resubmittal without review.
- E. Architect will return without review submittals received from sources other than Contractor.
- F. Submittals not required by the Contract Documents will be returned by Architect without action.

PART 2 PRODUCTS (NOT USED)

PART 3 EXECUTION (NOT USED)

END OF SECTION 013300

This page intentionally left blank

SECTION 014000 - QUALITY REQUIREMENTS

PART 1 GENERAL

1.1 RELATED DOCUMENTS

- A. Drawings and general provisions of the Contract, including General and Supplementary Conditions and other Division 01 Specification Sections, apply to this Section.

1.2 SUMMARY

- A. Section includes administrative and procedural requirements for quality assurance and quality control.
- B. Testing and inspection services are required to verify compliance with requirements specified or indicated. These services do not relieve Contractor of responsibility for compliance with the Contract Document requirements.
 - 1. Specific quality-assurance and quality-control requirements for individual work results are specified in their respective Specification Sections. Requirements in individual Sections may also cover production of standard products.
 - 2. Specified tests, inspections, and related actions do not limit Contractor's other quality-assurance and quality-control procedures that facilitate compliance with the Contract Document requirements.
 - 3. Requirements for Contractor to provide quality-assurance and quality-control services required by Architect, Owner, or authorities having jurisdiction are not limited by provisions of this Section.
 - 4. Specific test and inspection requirements are not specified in this Section.

1.3 DEFINITIONS

- A. Experienced: When used with an entity or individual, "experienced" unless otherwise further described means having successfully completed a minimum of five previous projects similar in nature, size, and extent to this Project; being familiar with special requirements indicated; and having complied with requirements of authorities having jurisdiction.
- B. Field Quality-Control Tests: Tests and inspections that are performed on-site for installation of the Work and for completed Work.
- C. Installer/Applicator/Erector: Contractor or another entity engaged by Contractor as an employee, Subcontractor, or Sub-subcontractor, to perform a particular construction operation, including installation, erection, application, assembly, and similar operations.
 - 1. Use of trade-specific terminology in referring to a trade or entity does not require that certain construction activities be performed by accredited or unionized individuals, or that requirements specified apply exclusively to specific trade(s).
- D. Mockups: Full-size physical assemblies that are constructed either as freestanding temporary built elements or as part of permanent construction. Mockups are constructed to verify selections made under Sample submittals; to demonstrate aesthetic effects and qualities of materials and execution; to review coordination, testing, or operation; to show interface between dissimilar materials; and to demonstrate compliance with specified installation tolerances. Mockups are not Samples. Unless otherwise indicated, approved mockups establish the standard by which the Work will be judged.
 - 1. Product Mockups: Mockups that may include multiple products, materials, or systems specified in a single Section.

2. In-Place Mockups: Mockups constructed on-site in their actual final location as part of permanent construction.
 - E. Preconstruction Testing: Tests and inspections performed specifically for Project before products and materials are incorporated into the Work, to verify performance or compliance with specified criteria. Unless otherwise indicated, copies of reports of tests or inspections performed for other than the Project do not meet this definition.
 - F. Product Tests: Tests and inspections that are performed by a nationally recognized testing laboratory (NRTL) according to 29 CFR 1910.7, by a testing agency accredited according to NIST's National Voluntary Laboratory Accreditation Program (NVLAP), or by a testing agency qualified to conduct product testing and acceptable to authorities having jurisdiction, to establish product performance and compliance with specified requirements.
 - G. Source Quality-Control Tests: Tests and inspections that are performed at the source; for example, plant, mill, factory, or shop.
 - H. Testing Agency: An entity engaged to perform specific tests, inspections, or both. Testing laboratory shall mean the same as testing agency.
 - I. Quality-Assurance Services: Activities, actions, and procedures performed before and during execution of the Work to guard against defects and deficiencies and substantiate that proposed construction will comply with requirements.
 - J. Quality-Control Services: Tests, inspections, procedures, and related actions during and after execution of the Work to evaluate that actual products incorporated into the Work and completed construction comply with requirements. Contractor's quality-control services do not include contract administration activities performed by Owner's Project Representative or Architect.
- 1.4 DELEGATED DESIGN SERVICES
- A. Performance and Design Criteria: Where professional design services or certifications by a design professional are specifically required of Contractor by the Contract Documents, provide products and systems complying with specific performance and design criteria indicated.
 1. If criteria indicated are not sufficient to perform services or certification required, submit a written request for additional information to Architect/Engineer.
 - B. Delegated-Design Services Statement: Submit a statement signed and sealed by the responsible design professional, for each product and system specifically assigned to Contractor to be designed or certified by a design professional, indicating that the products and systems are in compliance with performance and design criteria indicated. Include list of codes, loads, and other factors used in performing these services.
- 1.5 CONFLICTING REQUIREMENTS
- A. Conflicting Standards and Other Requirements: If compliance with two or more standards or requirements are specified and the standards or requirements establish different or conflicting requirements for minimum quantities or quality levels, comply with the most stringent requirement. Refer conflicting requirements that are different, but apparently equal, to Architect for direction before proceeding.
 - B. Minimum Quantity or Quality Levels: The quantity or quality level shown or specified shall be the minimum provided or performed. The actual installation may comply exactly with the minimum quantity or quality specified, or it may exceed the minimum within reasonable limits. To comply with these requirements, indicated numeric values are minimum or maximum, as appropriate, for the context of

requirements.

1. Refer uncertainties to Architect for a decision before proceeding.

1.6 ACTION SUBMITTALS

A. Mockup Shop Drawings:

1. Include plans, sections, elevations, and details, indicating materials and size of mockup construction.
2. Indicate manufacturer and model number of individual components.
3. Provide axonometric drawings for conditions difficult to illustrate in two dimensions.

1.7 INFORMATIONAL SUBMITTALS

- A. Contractor's Quality-Control Plan: For quality-assurance and quality-control activities and responsibilities.
- B. Qualification Data: For Contractor's quality-control personnel.
- C. Testing Agency Qualifications: For testing agencies specified in "Quality Assurance" Article to demonstrate their capabilities and experience. Include proof of qualifications in the form of a recent report on the inspection of the testing agency by a recognized authority.
- D. Reports: Prepare and submit certified written reports and documents as specified.
- E. Permits, Licenses, and Certificates: For Owner's record, submit copies of permits, licenses, certifications, inspection reports, releases, jurisdictional settlements, notices, receipts for fee payments, judgments, correspondence, records, and similar documents established for compliance with standards and regulations bearing on performance of the Work.

1.8 CONTRACTOR'S QUALITY-CONTROL PLAN

- A. Quality-Control Plan, General: Submit quality-control plan within **[7] days** of the **Notice to Proceed**, and not less than **five** days prior to preconstruction conference. Submit in format acceptable to Architect. Identify personnel, procedures, controls, instructions, tests, records, and forms to be used to carry out Contractor's quality-assurance and quality-control responsibilities and to coordinate Owner's quality-assurance and quality-control activities. Coordinate with Contractor's Construction Schedule.
- B. Quality-Control Personnel Qualifications: Engage qualified personnel trained and experienced in managing and executing quality-assurance and quality-control procedures similar in nature and extent to those required for Project.
 1. Project quality-control manager may also serve as Project superintendent.
- C. Testing and Inspection: In quality-control plan, include a comprehensive schedule of Work requiring testing or inspection, including the following:
 1. Contractor-performed tests and inspections, including subcontractor-performed tests and inspections. Include required tests and inspections and Contractor-elected tests and inspections. Distinguish source quality-control tests and inspections from field quality-control tests and inspections.
 2. Special inspections required by authorities having jurisdiction and indicated on the Statement of Special Inspections.
 3. Owner-performed tests and inspections indicated in the Contract Documents, including tests and inspections indicated to be performed by the Special Inspector.

- D. Continuous Inspection of Workmanship: Describe process for continuous inspection during construction to identify and correct deficiencies in workmanship in addition to testing and inspection specified. Indicate types of corrective actions to be required to bring the Work into compliance with standards of workmanship established by Contract requirements and approved mockups.
- E. Monitoring and Documentation: Maintain testing and inspection reports, including log of approved and rejected results. Include Work Architect has indicated as nonconforming or defective. Indicate corrective actions taken to bring nonconforming Work into compliance with requirements. Comply with requirements of authorities having jurisdiction.

1.9 REPORTS AND DOCUMENTS

- A. Test and Inspection Reports: Prepare and submit certified written reports specified in other Sections. Include the following:
 - 1. Date of issue.
 - 2. Project title and number.
 - 3. Name, address, telephone number, and email address of testing agency.
 - 4. Dates and locations of samples and tests or inspections.
 - 5. Names of individuals making tests and inspections.
 - 6. Description of the Work and test and inspection method.
 - 7. Identification of product and Specification Section.
 - 8. Complete test or inspection data.
 - 9. Test and inspection results and an interpretation of test results.
 - 10. Record of temperature and weather conditions at time of sample taking and testing and inspection.
 - 11. Comments or professional opinion on whether tested or inspected Work complies with the Contract Document requirements.
 - 12. Name and signature of laboratory inspector.
 - 13. Recommendations on retesting and reinspecting.
- B. Manufacturer's Technical Representative's Field Reports: Prepare written information documenting manufacturer's technical representative's tests and inspections specified in other Sections. Include the following:
 - 1. Name, address, telephone number, and email address of technical representative making report.
 - 2. Statement on condition of substrates and their acceptability for installation of product.
 - 3. Statement that products at Project site comply with requirements.
 - 4. Summary of installation procedures being followed, whether they comply with requirements and, if not, what corrective action was taken.
 - 5. Results of operational and other tests and a statement of whether observed performance complies with requirements.
 - 6. Statement whether conditions, products, and installation will affect warranty.
 - 7. Other required items indicated in individual Specification Sections.
- C. Factory-Authorized Service Representative's Reports: Prepare written information documenting manufacturer's factory-authorized service representative's tests and inspections specified in other Sections. Include the following:
 - 1. Name, address, telephone number, and email address of factory-authorized service representative making report.
 - 2. Statement that equipment complies with requirements.
 - 3. Results of operational and other tests and a statement of whether observed performance complies with requirements.
 - 4. Statement whether conditions, products, and installation will affect warranty.
 - 5. Other required items indicated in individual Specification Sections.

1.10 QUALITY ASSURANCE

- A. General: Qualifications paragraphs in this article establish the minimum qualification levels required; individual Specification Sections specify additional requirements.
- B. Manufacturer Qualifications: A firm experienced in manufacturing products or systems similar to those indicated for this Project and with a record of successful in-service performance, as well as sufficient production capacity to produce required units. As applicable, procure products from manufacturers able to meet qualification requirements, warranty requirements, and technical or factory-authorized service representative requirements.
- C. Fabricator Qualifications: A firm experienced in producing products similar to those indicated for this Project and with a record of successful in-service performance, as well as sufficient production capacity to produce required units.
- D. Installer Qualifications: A firm or individual experienced in installing, erecting, applying, or assembling work similar in material, design, and extent to that indicated for this Project, whose work has resulted in construction with a record of successful in-service performance.
- E. Professional Engineer Qualifications: A professional engineer who is legally qualified to practice in jurisdiction where Project is located and who is experienced in providing engineering services of the kind indicated. Engineering services are defined as those performed for installations of the system, assembly, or product that are similar in material, design, and extent to those indicated for this Project.
- F. Testing Agency Qualifications: An NRTL, an NVLAP, or an independent agency with the experience and capability to conduct testing and inspection indicated, as documented according to ASTM E 329; and with additional qualifications specified in individual Sections; and, where required by authorities having jurisdiction, that is acceptable to authorities.
- G. Manufacturer's Technical Representative Qualifications: An authorized representative of manufacturer who is trained and approved by manufacturer to observe and inspect installation of manufacturer's products that are similar in material, design, and extent to those indicated for this Project.
- H. Factory-Authorized Service Representative Qualifications: An authorized representative of manufacturer who is trained and approved by manufacturer to inspect installation of manufacturer's products that are similar in material, design, and extent to those indicated for this Project.
- I. Specialists: Certain Specification Sections require that specific construction activities shall be performed by entities who are recognized experts in those operations. Specialists shall satisfy qualification requirements indicated and shall be engaged in the activities indicated.
 - 1. Requirements of authorities having jurisdiction shall supersede requirements for specialists.
- J. Preconstruction Testing: Where testing agency is indicated to perform preconstruction testing for compliance with specified requirements for performance and test methods, comply with the following Contractor's responsibilities, including the following:
 - 1. Provide test specimens representative of proposed products and construction.
 - 2. Submit specimens in a timely manner with sufficient time for testing and analyzing results to prevent delaying the Work.
 - 3. Provide sizes and configurations of test assemblies, mockups, and laboratory mockups to adequately demonstrate capability of products to comply with performance requirements.
 - 4. Testing Agency Responsibilities: Submit a certified written report of each test, inspection, and similar quality-assurance service to Architect/Engineer, through **Owner's Project Representative**, with copy to Contractor. Interpret tests and inspections, and state in each report whether tested and inspected Work complies with or deviates from the Contract Documents.

- K. Mockups: Before installing portions of the Work requiring mockups, build mockups for each form of construction and finish required to comply with the following requirements, using materials indicated for the completed Work:
1. Build mockups of size indicated.
 2. Build mockups in location indicated or, if not indicated, as directed by Architect/Engineer or **Owner's Project Representative**.
 3. Notify Architect Engineer and **Owner's Representative** [7] **seven** days in advance of dates and times when mockups will be constructed.
 4. Employ supervisory personnel who will oversee mockup construction. Employ workers who will be employed to perform same tasks during the construction at Project.
 5. Demonstrate the proposed range of aesthetic effects and workmanship.
 6. Obtain Architect/Engineer's approval of mockups before starting corresponding Work, fabrication, or construction.
 - a. Allow [7] **seven** days for initial review and each re-review of each mockup.
 7. Promptly correct unsatisfactory conditions noted by Architect/Engineer's preliminary review, to the satisfaction of the Architect, before completion of final mockup.
 8. Approval of mockups by the Architect/Engineer does not constitute approval of deviations from the Contract Documents contained in mockups unless Architect specifically approves such deviations in writing.
 9. Maintain mockups during construction in an undisturbed condition as a standard for judging the completed Work.
 10. Demolish and remove mockups when directed unless otherwise indicated.

1.11 QUALITY CONTROL

- A. Owner Responsibilities: Where quality-control services are indicated as Owner's responsibility, Owner will engage a qualified testing agency to perform these services.
1. Owner will furnish Contractor with names, addresses, and telephone numbers of testing agencies engaged and a description of types of testing and inspection they are engaged to perform.
 2. Costs for retesting and reinspecting construction that replaces or is necessitated by work that failed to comply with the Contract Documents will be charged to Contractor, and the Contract Sum will be adjusted by Change Order.
- B. Contractor Responsibilities: Tests and inspections not explicitly assigned to Owner are Contractor's responsibility. Perform additional quality-control activities, whether specified or not, to verify and document that the Work complies with requirements.
1. Unless otherwise indicated, provide quality-control services specified and those required by authorities having jurisdiction. Perform quality-control services required of Contractor by authorities having jurisdiction, whether specified or not.
 2. Engage a qualified testing agency to perform quality-control services.
 - a. Contractor shall not employ same entity engaged by Owner, unless agreed to in writing by Owner.
 3. Notify testing agencies at least 24 hours in advance of time when Work that requires testing or inspection will be performed.
 4. Where quality-control services are indicated as Contractor's responsibility, submit a certified written report, in duplicate, of each quality-control service.
 5. Testing and inspection requested by Contractor and not required by the Contract Documents are Contractor's responsibility.
 6. Submit additional copies of each written report directly to authorities having jurisdiction, when they so direct.
- C. Retesting/Reinspecting: Regardless of whether original tests or inspections were Contractor's responsibility, provide quality-control services, including retesting and reinspecting, for construction that replaced Work that failed to comply with the Contract Documents.

- D. Testing Agency Responsibilities: Cooperate with Architect and Contractor in performance of duties. Provide qualified personnel to perform required tests and inspections.
1. Notify Architect and Contractor promptly of irregularities or deficiencies observed in the Work during performance of its services.
 2. Determine the locations from which test samples will be taken and in which in-situ tests are conducted.
 3. Conduct and interpret tests and inspections and state in each report whether tested and inspected work complies with or deviates from requirements.
 4. Submit a certified written report, in duplicate, of each test, inspection, and similar quality-control service through Contractor.
 5. Do not release, revoke, alter, or increase the Contract Document requirements or approve or accept any portion of the Work.
 6. Do not perform duties of Contractor.
- E. Manufacturer's Field Services: Where indicated, engage a factory-authorized service representative to inspect field-assembled components and equipment installation, including service connections. Report results in writing as specified in Section 013300 "Submittal Procedures."
- F. Manufacturer's Technical Services: Where indicated, engage a manufacturer's technical representative to observe and inspect the Work. Manufacturer's technical representative's services include participation in preinstallation conferences, examination of substrates and conditions, verification of materials, observation of Installer activities, inspection of completed portions of the Work, and submittal of written reports.
- G. Associated Contractor Services: Cooperate with agencies and representatives performing required tests, inspections, and similar quality-control services, and provide reasonable auxiliary services as requested. Notify agency sufficiently in advance of operations to permit assignment of personnel. Provide the following:
1. Access to the Work.
 2. Incidental labor and facilities necessary to facilitate tests and inspections.
 3. Adequate quantities of representative samples of materials that require testing and inspection. Assist agency in obtaining samples.
 4. Facilities for storage and field curing of test samples.
 5. Retain first subparagraph below if required or if common practice in Project vicinity.
 6. Delivery of samples to testing agencies.
 7. Preliminary design mix proposed for use for material mixes that require control by testing agency.
 8. Security and protection for samples and for testing and inspection equipment at Project site.
- H. Coordination: Coordinate sequence of activities to accommodate required quality-assurance and quality-control services with a minimum of delay and to avoid necessity of removing and replacing construction to accommodate testing and inspection.
1. Schedule times for tests, inspections, obtaining samples, and similar activities.

1.12 SPECIAL TESTS AND INSPECTIONS

- A. Special Tests and Inspections: Owner will engage a qualified **testing agency** to conduct special tests and inspections required by authorities having jurisdiction as the responsibility of Owner, and as follows:
1. Verifying that manufacturer maintains detailed fabrication and quality-control procedures, and reviewing the completeness and adequacy of those procedures to perform the Work.
 2. Notifying Architect/Engineer, **Owner's Project Representative**, and Contractor promptly of irregularities and deficiencies observed in the Work during performance of its services.
 3. Submitting a certified written report of each test, inspection, and similar quality-control service to Architect/Engineer, through **Owner's Project Representative**, with copy to Contractor and to authorities having jurisdiction.

4. Submitting a final report of special tests and inspections at Substantial Completion, which includes a list of unresolved deficiencies.
5. Interpreting tests and inspections, and stating in each report whether tested and inspected Work complies with or deviates from the Contract Documents.
6. Retesting and reinspecting corrected Work.

1.13 ACCEPTABLE TESTING AGENCIES

- A. Subject to compliance with requirements, testing agencies offering services that may be incorporated into the Work include, but are not limited to, the following:
1. Construction Technology Inspection & Testing, 4 William Street, Ballston Lake, New York 12019, tel. 518-399-1848
 2. Others as recommended by the manufacturer of the product or equipment being tested.
 3. Others as directed or approved by the Owner's Representative

PART 2 PRODUCTS (NOT USED)

PART 3 EXECUTION

3.1 TEST AND INSPECTION LOG

- A. Test and Inspection Log: Prepare a record of tests and inspections. Include the following:
1. Date test or inspection was conducted.
 2. Description of the Work tested or inspected.
 3. Date test or inspection results were transmitted to Architect.
 4. Identification of testing agency or special inspector conducting test or inspection.
- B. Maintain log at Project site. Post changes and revisions as they occur. Provide access to test and inspection log for Architect's reference during normal working hours.
1. Submit log at Project closeout as part of Project Record Documents.

3.2 REPAIR AND PROTECTION

- A. General: On completion of testing, inspection, sample taking, and similar services, repair damaged construction and restore substrates and finishes.
1. Provide materials and comply with installation requirements specified in other Specification Sections or matching existing substrates and finishes. Restore patched areas and extend restoration into adjoining areas with durable seams that are as invisible as possible. Comply with the Contract Document requirements for cutting and patching in Section 017300 "Execution."
- B. Protect construction exposed by or for quality-control service activities.
- C. Repair and protection are Contractor's responsibility, regardless of the assignment of responsibility for quality-control services.

END OF SECTION 014000

SECTION 014200 - REFERENCES

PART 1 GENERAL

1.1 RELATED DOCUMENTS

- A. Drawings and general provisions of the Contract, including General and Supplementary Conditions and other Division 01 Specification Sections, apply to this Section.

1.2 DEFINITIONS

- A. General: Basic Contract definitions are included in the Conditions of the Contract.
- B. "Approved": When used to convey Architect's action on Contractor's submittals, applications, and requests, "approved" is limited to Architect's duties and responsibilities as stated in the Conditions of the Contract.
- C. "Directed": A command or instruction by Architect. Other terms including "requested," "authorized," "selected," "required," and "permitted" have the same meaning as "directed."
- D. "Indicated": Requirements expressed by graphic representations or in written form on Drawings, in Specifications, and in other Contract Documents. Other terms including "shown," "noted," "scheduled," and "specified" have the same meaning as "indicated."
- E. "Regulations": Laws, ordinances, statutes, and lawful orders issued by authorities having jurisdiction, and rules, conventions, and agreements within the construction industry that control performance of the Work.
- F. "Furnish": Supply and deliver to Project site, ready for unloading, unpacking, assembly, installation, and similar operations.
- G. "Install": Unload, temporarily store, unpack, assemble, erect, place, anchor, apply, work to dimension, finish, cure, protect, clean, and similar operations at Project site.
- H. "Provide": Furnish and install, complete and ready for the intended use.
- I. "Project Site": Space available for performing construction activities. The extent of Project site is shown on Drawings and may or may not be identical with the description of the land on which Project is to be built.

1.3 INDUSTRY STANDARDS

- A. Applicability of Standards: Unless the Contract Documents include more stringent requirements, applicable construction industry standards have the same force and effect as if bound or copied directly into the Contract Documents to the extent referenced. Such standards are made a part of the Contract Documents by reference.
- B. Publication Dates: Comply with standards in effect as of date of the Contract Documents unless otherwise indicated.

1.4 ABBREVIATIONS AND ACRONYMS

- A. Industry Organizations: Where abbreviations and acronyms are used in Specifications or other Contract Documents, they shall mean the recognized name of the entities indicated in Gale's "Encyclopedia of Associations: National Organizations of the U.S." or in Columbia Books' "National Trade & Professional Associations of the United States."
- B. Code Agencies: Where abbreviations and acronyms are used in Specifications or other Contract Documents, they shall mean the recognized name of the entities in the following list. This information is believed to be accurate as of the date of the Contract Documents.
1. DIN - Deutsches Institut für Normung e.V.; www.din.de.
 2. IAPMO - International Association of Plumbing and Mechanical Officials; www.iapmo.org.
 3. ICC - International Code Council; www.iccsafe.org.
 4. ICC-ES - ICC Evaluation Service, LLC; www.icc-es.org.
- C. Federal Government Agencies: Where abbreviations and acronyms are used in Specifications or other Contract Documents, they shall mean the recognized name of the entities in the following list. Information is subject to change and is up to date as of the date of the Contract Documents.
1. COE - Army Corps of Engineers; www.usace.army.mil.
 2. CPSC - Consumer Product Safety Commission; www.cpsc.gov.
 3. DOC - Department of Commerce; National Institute of Standards and Technology; www.nist.gov.
 4. DOD - Department of Defense; www.quicksearch.dla.mil.
 5. DOE - Department of Energy; www.energy.gov.
 6. EPA - Environmental Protection Agency; www.epa.gov.
 7. FAA - Federal Aviation Administration; www.faa.gov.
 8. FG - Federal Government Publications; www.gpo.gov/fdsys.
 9. GSA - General Services Administration; www.gsa.gov.
 10. HUD - Department of Housing and Urban Development; www.hud.gov.
 11. LBL - Lawrence Berkeley National Laboratory; Environmental Energy Technologies Division; www.eetd.lbl.gov.
 12. OSHA - Occupational Safety & Health Administration; www.osha.gov.
 13. SD - Department of State; www.state.gov.
 14. TRB - Transportation Research Board; National Cooperative Highway Research Program; The National Academies; www.trb.org.
 15. USDA - Department of Agriculture; Agriculture Research Service; U.S. Salinity Laboratory; www.ars.usda.gov.
 16. USDA - Department of Agriculture; Rural Utilities Service; www.usda.gov.
 17. USDOJ - Department of Justice; Office of Justice Programs; National Institute of Justice; www.ojp.usdoj.gov.
 18. USP - U.S. Pharmacopeial Convention; www.usp.org.
 19. USPS - United States Postal Service; www.usps.com.
- D. Standards and Regulations: Where abbreviations and acronyms are used in Specifications or other Contract Documents, they shall mean the recognized name of the standards and regulations in the following list. This information is subject to change and is believed to be accurate as of the date of the Contract Documents.
1. CFR - Code of Federal Regulations; Available from Government Printing Office; www.gpo.gov/fdsys.
 2. DOD - Department of Defense; Military Specifications and Standards; Available from DLA Document Services; www.quicksearch.dla.mil.
 3. DSCC - Defense Supply Center Columbus; (See FS).
 4. FED-STD - Federal Standard; (See FS).
 5. FS - Federal Specification; Available from DLA Document Services; www.quicksearch.dla.mil.
 - a. Available from Defense Standardization Program; www.dsp.dla.mil.
 - b. Available from General Services Administration; www.gsa.gov.

- c. Available from National Institute of Building Sciences/Whole Building Design Guide; www.wbdg.org/ccb.
 6. MILSPEC - Military Specification and Standards; (See DOD).
 7. USAB - United States Access Board; www.access-board.gov.
 8. USATBCB - U.S. Architectural & Transportation Barriers Compliance Board; (See USAB).
- E. State Government Agencies: Where abbreviations and acronyms are used in Specifications or other Contract Documents, they shall mean the recognized name of the entities in the following list. This information is subject to change and is believed to be accurate as of the date of the Contract Documents.
1. CBHF; State of California; Department of Consumer Affairs; Bureau of Electronic and Appliance Repair, Home Furnishings and Thermal Insulation; www.bearhfti.ca.gov.
 2. CCR; California Code of Regulations; Office of Administrative Law; California Title 24 Energy Code; www.calregs.com.
 3. CDHS; California Department of Health Services; (See CDPH).
 4. CDPH; California Department of Public Health; Indoor Air Quality Program; www.cal-iaq.org.
 5. CPUC; California Public Utilities Commission; www.cpuc.ca.gov.
 6. SCAQMD; South Coast Air Quality Management District; www.aqmd.gov.
 7. TFS; Texas A&M Forest Service; Sustainable Forestry and Economic Development; www.txforests-service.tamu.edu.
 8. NYS; State of New York; Division of Building Standards and Codes; www.dos.ny.gov/dcea

PART 2 PRODUCTS (NOT USED)

PART 3 EXECUTION (NOT USED)

END OF SECTION 014200

This page intentionally left blank

SECTION 015000 - TEMPORARY FACILITIES AND CONTROLS

PART 1 GENERAL

1.1 RELATED DOCUMENTS

- A. Drawings and general provisions of the Contract, including General and Supplementary Conditions and other Division 01 Specification Sections, apply to this Section.

1.2 SUMMARY

- A. Section includes requirements for temporary utilities, support facilities, and security and protection facilities.
- B. Related Requirements:
 - 1. Section 011000 "Summary" for work restrictions and limitations on utility interruptions.

1.3 USE CHARGES

- A. General: Installation and removal of and use charges for temporary facilities shall be included in the Contract Sum unless otherwise indicated. Allow other entities engaged in the Project to use temporary services and facilities without cost, including, but not limited to, Owner's construction forces, Architect, occupants of Project, testing agencies, and authorities having jurisdiction.
- B. Sewer Service: Owner will pay sewer-service use charges for sewer usage by all entities for construction operations.
 - 1. Provide connections and extensions of services as required for construction operations.
- C. Water Service: Owner will pay water-service use charges for water used by all entities for construction operations.
 - 1. Provide connections and extensions of services as required for construction operations.
- D. Electric Power Service: Owner will pay electric-power-service use charges for electricity used by all entities for construction operations.
 - 1. Provide connections and extensions of services as required for construction operations.

1.4 INFORMATIONAL SUBMITTALS

- A. Site Utilization Plan: Show temporary facilities, temporary utility lines and connections, staging areas, construction site entrances, vehicle circulation, and parking areas for construction personnel.
- B. Implementation and Termination Schedule: Within 7 days of date established for commencement of the Work, submit schedule indicating implementation and termination dates of each temporary utility.
- C. Project Identification and Temporary Signs: Show fabrication and installation details, including plans, elevations, details, layouts, typestyles, graphic elements, and message content.
- D. Fire-Safety Program: Show compliance with requirements of NFPA 241 and authorities having jurisdiction. Indicate Contractor personnel responsible for management of fire-prevention program.

- E. Moisture- and Mold-Protection Plan: Describe procedures and controls for protecting materials and construction from water absorption and damage and mold.
- F. Dust- and HVAC-Control Plan: Submit coordination drawing and narrative that indicates the dust- and HVAC-control measures proposed for use, proposed locations, and proposed time frame for their operation. Include the following:
 - 1. Locations of dust-control partitions at each phase of work.
 - 2. HVAC system isolation schematic drawing.
 - 3. Location of proposed air-filtration system discharge.
 - 4. Waste-handling procedures.
 - 5. Other dust-control measures.
- G. Noise and Vibration Control Plan: Identify construction activities that may impact the occupancy and use of existing spaces within the building or adjacent existing buildings, whether occupied by others, or occupied by the Owner. Include the following:
 - 1. Methods used to meet the goals and requirements of the Owner.
 - 2. Concrete cutting method(s) to be used.
 - 3. Location of construction devices on the site.
 - 4. Show compliance with the use and maintenance of quieted construction devices for the duration of the Project.
 - 5. Indicate activities that may disturb building occupants and that are planned to be performed during non-standard working hours as coordinated with the Owner.

1.5 QUALITY ASSURANCE

- A. Accessible Temporary Egress: Comply with applicable provisions in [the United States Access Board's ADA-ABA Accessibility Guidelines] [and] [ICC/ANSI A117.1].

1.6 PROJECT CONDITIONS

- A. Temporary Use of Permanent Facilities: Engage Installer of each permanent service to assume responsibility for operation, maintenance, and protection of each permanent service during its use as a construction facility before Owner's acceptance, regardless of previously assigned responsibilities.

PART 2 PRODUCTS

2.1 MATERIALS

- A. Portable Chain-Link Fencing: Minimum 2-inch (50-mm), 0.148-inch- (3.8-mm-) thick, galvanized-steel, chain-link fabric fencing; minimum 6 feet (1.8 m) high with galvanized-steel pipe posts; minimum 2-3/8-inch- (60-mm-) OD line posts and 2-7/8-inch- (73-mm-) OD corner and pull posts, with 1-5/8-inch- (42-mm-) OD top and bottom rails. Provide galvanized-steel bases for supporting posts.
- B. Polyethylene Sheet: Reinforced, fire-resistive sheet, 10-mil (0.25-mm) minimum thickness, with flame-spread rating of 15 or less per ASTM E84 and passing NFPA 701 Test Method 2.
- C. Dust-Control Adhesive-Surface Walk-Off Mats: Provide mats, minimum 36 by 60 inches.

2.2 TEMPORARY FACILITIES

- A. Field Offices: Are not required. If the Contractor wishes to provide a field office, an areas shall be provided for them to stage the field office.
- B. Storage and Fabrication Sheds: Provide sheds sized, furnished, and equipped to accommodate materials and equipment for construction operations.
 - 1. Store combustible materials apart from building.

2.3 EQUIPMENT

- A. Fire Extinguishers: Portable, UL rated; with class and extinguishing agent as required by locations and classes of fire exposures.
- B. HVAC Equipment: Unless Owner authorizes use of permanent HVAC system, provide vented, self-contained, liquid-propane-gas or fuel-oil heaters with individual space thermostatic control.
 - 1. Use of gasoline-burning space heaters, open-flame heaters, or salamander-type heating units is prohibited.
 - a. Only indirect heater units may be used to temporary heat in enclosed spaces
 - 2. Heating, Cooling, and Dehumidifying Units: Listed and labeled for type of fuel being consumed, by a qualified testing agency acceptable to authorities having jurisdiction, and marked for intended location and application.
 - 3. Permanent HVAC System: If Owner authorizes use of permanent HVAC system for temporary use during construction following permanent enclosure and system startup, Contractor requesting use shall provide filter with MERV of **8** at each return-air grille in system and remove at end of construction.
 - a. **Mechanical Contract** to clean HVAC system as required in Section 230130.51 "HVAC Air-Distribution System Cleaning."
- C. Air-Filtration Units: Primary and secondary HEPA-filter-equipped portable units with four-stage filtration. Provide single switch for emergency shutoff. Configure to run continuously.

PART 3 EXECUTION

3.1 TEMPORARY FACILITIES, GENERAL

- A. Conservation: Coordinate construction and use of temporary facilities with consideration given to conservation of energy, water, and materials. Coordinate use of temporary utilities to minimize waste.
 - 1. Salvage materials and equipment involved in performance of, but not actually incorporated into, the Work. See other Sections for disposition of salvaged materials that are designated as Owner's property.

3.2 INSTALLATION, GENERAL

- A. Locate facilities where they will serve Project adequately and result in minimum interference with performance of the Work. Relocate and modify facilities as required by progress of the Work.
 - 1. Locate facilities to limit site disturbance as specified in Section 011000 "Summary."
 - 2. Locate facilities as approved by the Owner's Representative.
- B. Provide each facility ready for use when needed to avoid delay.

1. Do not remove until facilities are no longer needed or are replaced by authorized use of completed permanent facilities.
- C. Isolation of Work Areas: Prevent dust, fumes, and odors from entering existing HVAC system.
1. Prior to commencing work, isolate the HVAC system in area where work is to be performed according to coordination drawings.
 - a. Disconnect supply and return ductwork in work area from HVAC systems servicing occupied areas.
 - b. Maintain negative air pressure within work area, using HEPA-equipped air-filtration units, starting with commencement of temporary partition construction, and continuing until removal of temporary partitions is complete.
 2. Maintain dust partitions during the Work. Use vacuum collection attachments on dust-producing equipment. Isolate limited work within occupied areas using portable dust-containment devices.
 3. Perform daily construction cleanup and final cleanup using approved, HEPA-filter-equipped vacuum equipment.
 4. Refer to Section 011000 "Summary" for additional requirements within secure holding areas.

3.3 TEMPORARY UTILITY INSTALLATION

- A. General: Install temporary service or connect to existing service.
1. Arrange with utility company, Owner, and existing users for time when service can be interrupted, if necessary, to make connections for temporary services.
- B. Water Service: Connect to Owner's existing water service facilities. Clean and maintain water service facilities in a condition acceptable to Owner. At Substantial Completion, restore these facilities to condition existing before initial use.
- C. Sanitary Facilities: Provide temporary toilets, wash facilities, and drinking water for use of construction personnel. Comply with requirements of authorities having jurisdiction for type, number, location, operation, and maintenance of fixtures and facilities.
1. New sanitary facilities shall **NOT** be used by Construction Personnel.
- D. Temporary Heating and Cooling: Provide temporary heating and cooling required by construction activities for curing or drying of completed installations or for protecting installed construction from adverse effects of low temperatures or high humidity. Select equipment that will not have a harmful effect on completed installations or elements being installed.
1. Each Prime Contract shall be responsible to select equipment that will not have a harmful effect on completed installations or elements being installed for their Work prior to premanent enclosure of the building.
 2. Provide temporary dehumidification systems when required to reduce ambient and substrate moisture levels to level required to allow installation or application of finishes and their proper curing or drying.
 3. Use of permanent mechanical systems by HVAC Contract for temporary heating purposes following permanent enclosure after all dust generation activites are complete shall be permitted only upon authorization of Owner's Project Representative and Architect.
- E. Isolation of Work Areas in Occupied Facilities: Prevent dust, fumes, and odors from entering occupied areas.
1. Refer to Section 011000 "Summary" for additional requirements within secure holding areas.
 2. Prior to commencing work, isolate the HVAC system in area where work is to be performed.
 - a. Disconnect supply and return ductwork in work area from HVAC systems servicing occupied areas.
 - b. Maintain negative air pressure within work area using HEPA-equipped air-filtration units, starting with commencement of temporary partition construction, and continuing until removal of temporary partitions is complete.

3. Maintain dust partitions during the Work. Use vacuum collection attachments on dust-producing equipment. Isolate limited work within occupied areas using portable dust-containment devices.
4. Perform daily construction cleanup and final cleanup using approved, HEPA-filter-equipped vacuum equipment.

- F. Electric Power Service: Provide electric power service and distribution system of sufficient size, capacity, and power characteristics required for construction operations.
- G. Lighting: Provide temporary lighting with local switching that provides adequate illumination for construction operations, observations, inspections, and traffic conditions.

3.4 SUPPORT FACILITIES INSTALLATION

- A. General: Comply with the following:
1. Provide construction for temporary offices, shops, and sheds located within construction area or within 30 feet (9 m) of building lines that is noncombustible according to ASTM E 136. Comply with NFPA 241.
 2. Maintain support facilities until Architect schedules Substantial Completion inspection. Remove before Substantial Completion. Personnel remaining after Substantial Completion will be permitted to use permanent facilities, under conditions acceptable to Owner.
- B. Parking: Use designated areas of Owner's existing parking areas for construction personnel.
- C. Storage and Staging: Use designated areas of Project site for storage and staging needs.
- D. Project Signs: Provide Project signs as indicated. Unauthorized signs are not permitted.
1. Temporary Signs: Provide other signs as indicated and as required to inform public and individuals seeking entrance to Project.
 - a. Provide temporary, directional signs for construction personnel and visitors.
 2. Maintain and touch up signs so they are legible at all times.
- E. Waste Disposal Facilities: Comply with requirements specified in Section 017419 "Construction Waste Management and Disposal."
- F. Lifts and Hoists: Provide facilities necessary for hoisting materials and personnel.

3.5 SECURITY AND PROTECTION FACILITIES INSTALLATION

- A. Protection of Existing Facilities: General Construction Contract to protect existing vegetation, equipment, structures, utilities, and other improvements at Project site and on adjacent properties, except those indicated to be removed or altered. Repair damage to existing facilities.
1. Where access to adjacent properties is required in order to affect protection of existing facilities, obtain written permission from adjacent property owner to access property for that purpose.
- B. Environmental Protection: General Construction Contract to provide protection, operate temporary facilities, and conduct construction as required to comply with environmental regulations and that minimize possible air, waterway, and subsoil contamination or pollution or other undesirable effects.
1. Comply with work restrictions specified in Section 011000 "Summary."
- C. Stormwater Control: General Construction Contract to comply with requirements of authorities having jurisdiction. Provide barriers in and around excavations and subgrade construction to prevent flooding by runoff of stormwater from heavy rains.
- D. Pest Control: General Construction Contract to engage pest-control service to recommend practices to minimize attraction and harboring of rodents, roaches, and other pests and to perform extermination and

control procedures at regular intervals so Project will be free of pests and their residues at Substantial Completion. Perform control operations lawfully, using materials approved by authorities having jurisdiction.

- E. Site Enclosure Fence: General Construction Contract to provide, before construction operations begin, furnish and install site enclosure fence in a manner that will prevent people from easily entering site except by entrance gates.
 - 1. Extent of Fence: As required to enclose entire Project site or portion determined sufficient to accommodate construction operations.
 - 2. Maintain security by limiting number of keys and restricting distribution to authorized personnel
- F. Temporary Enclosures: General Construction Contract to provide temporary enclosures for protection of construction, in progress and completed, from exposure, foul weather, other construction operations, and similar activities. Provide temporary weathertight enclosure for building exterior.
 - 1. Where heating or cooling is needed and permanent enclosure is incomplete, insulate temporary enclosures.
- G. Barricades, Warning Signs, and Lights: General Construction Contract to comply with requirements of authorities having jurisdiction for erecting structurally adequate barricades, including warning signs and lighting.
- H. Temporary Egress: General Construction Contract to maintain temporary egress from existing occupied facilities as indicated and as required by authorities having jurisdiction.
- I. Temporary Fire Protection: General Construction Contract and Each Prim Contract shall provide temporary fire-protection facilities of types needed to protect against reasonably predictable and controllable fires. Comply with NFPA 241; manage fire-prevention program.
 - 1. Fire Protection Contract shall maintain existing fire protection facilities. Operation of sprinkler control valves shall be allowed only by properly authorized personnel and shall be accompanied by notification of duly designated parties. Where the sprinkler protection is being regularly turned off and on to facilitate connection of newly completed segments, the sprinkler control valves shall be checked at the end of each work period to ascertain that protection is in services.
 - 2. Prohibit smoking in construction areas. Comply with additional limits on smoking specified in other Sections.
 - 3. Supervise welding operations, combustion-type temporary heating units, and similar sources of fire ignition according to requirements of authorities having jurisdiction.
 - 4. General Construction Contract shall develop and supervise an overall fire-prevention and -protection program for personnel at Project site. Review needs with local fire department and establish procedures to be followed. Instruct personnel in methods and procedures. Post warnings and information.
 - 5. Provide temporary standpipes and hoses for fire protection. Hang hoses with a warning sign stating that hoses are for fire-protection purposes only and are not to be removed. Match hose size with outlet size and equip with suitable nozzles.

3.6 MOISTURE AND MOLD CONTROL

- A. Contractor's Moisture-Protection Plan: General Construction Contract shall be responsible for protection of stored materials and installed work. Describe delivery, handling, storage, installation, and protection provisions for materials subject to water absorption or water damage.
 - 1. Indicate procedures for discarding water-damaged materials, protocols for mitigating water intrusion into completed Work, and replacing water-damaged Work.
 - 2. Indicate sequencing of work that requires water, such as sprayed fire-resistive materials, plastering, and terrazzo grinding, and describe plans for dealing with water from these operations. Show procedures for verifying that wet construction has dried sufficiently to permit installation of finish materials.
 - 3. Indicate methods to be used to avoid trapping water in finished work.

- B. Exposed Construction Period: Before installation of weather barriers, when materials are subject to wetting and exposure and to airborne mold spores, General Construction Contract protect as follows:
 - 1. Protect porous materials from water damage.
 - 2. Protect stored and installed material from flowing or standing water.
 - 3. Keep porous and organic materials from coming into prolonged contact with concrete.
 - 4. Remove standing water from decks.
 - 5. Keep deck openings covered or dammed.

- C. Partially Enclosed Construction Period: After installation of weather barriers but before full enclosure and conditioning of building, when installed materials are still subject to infiltration of moisture and ambient mold spores, General Construction Contract shall protect their Work as follows:
 - 1. Do not load or install drywall or other porous materials or components, or items with high organic content, into partially enclosed building.
 - 2. Keep interior spaces reasonably clean and protected from water damage.
 - 3. Periodically collect and remove waste containing cellulose or other organic matter.
 - 4. Discard or replace water-damaged material.
 - 5. Do not install material that is wet.
 - 6. Discard and replace stored or installed material that begins to grow mold.
 - 7. Perform work in a sequence that allows wet materials adequate time to dry before enclosing the material in gypsum board or other interior finishes.

- D. Controlled Construction Period: After completing and sealing of the building enclosure but prior to the full operation of permanent HVAC systems, General Construction Contract shall maintain as follows:
 - 1. Control moisture and humidity inside building by maintaining effective dry-in conditions.
 - 2. Use temporary or permanent HVAC system to control humidity within ranges specified for installed and stored materials.
 - a. HVAC Contract to clean HVAC system as required in Section 230130.51 "HVAC Air-Distribution System Cleaning."
 - 3. General Construction Contract shall comply with manufacturer's written instructions for temperature, relative humidity, and exposure to water limits.
 - a. Hygroscopic materials that may support mold growth, including wood and gypsum-based products, that become wet during the course of construction and remain wet for 48 hours are considered defective and require replacing.
 - b. Measure moisture content of materials that have been exposed to moisture during construction operations or after installation. Record readings beginning at time of exposure and continuing daily for 48 hours. Identify materials containing moisture levels higher than allowed. Report findings in writing to Architect.
 - c. Remove and replace materials that cannot be completely restored to their manufactured moisture level within 48 hours.

3.7 OPERATION, TERMINATION, AND REMOVAL

- A. Supervision: General Construction Contract shall enforce strict discipline in use of temporary facilities. To minimize waste and abuse, limit availability of temporary facilities to essential and intended uses.

- B. Maintenance: Maintain facilities in good operating condition until removal.
 - 1. Maintain operation of temporary enclosures, heating, cooling, humidity control, ventilation, and similar facilities on a 24-hour basis where required to achieve indicated results and to avoid possibility of damage.

- C. Temporary Facility Changeover: Do not change over from using temporary security and protection facilities to permanent facilities until Substantial Completion.

- D. Termination and Removal: Remove each temporary facility when need for its service has ended, when it has been replaced by authorized use of a permanent facility, or no later than Substantial Completion.

Complete or, if necessary, restore permanent construction that may have been delayed because of interference with temporary facility. Repair damaged Work, clean exposed surfaces, and replace construction that cannot be satisfactorily repaired.

1. Materials and facilities that constitute temporary facilities are property of Contractor. Owner reserves right to take possession of Project identification signs.
2. At Substantial Completion, repair, renovate, and clean permanent facilities used during construction period. Comply with final cleaning requirements specified in Section 017700 "Closeout Procedures."

END OF SECTION 015000

SECTION 016000 - PRODUCT REQUIREMENTS

PART 1 GENERAL

1.1 RELATED DOCUMENTS

- A. Drawings and general provisions of the Contract, including General and Supplementary Conditions and other Division 01 Specification Sections, apply to this Section.

1.2 SUMMARY

- A. Section includes administrative and procedural requirements for selection of products for use in Project; product delivery, storage, and handling; manufacturers' standard warranties on products; special warranties; and comparable products.
- B. Related Requirements:
 - 1. Section 011000 "Summary" for Contractor requirements related to Owner-furnished products.
 - 2. Section 012100 "Allowances" for products selected under an allowance.
 - 3. Section 012300 "Alternates" for products selected under an alternate.
 - 4. Section 012500 "Substitution Procedures" for requests for substitutions.
 - 5. Section 014200 "References" for applicable industry standards for products specified.
 - 6. Section 017700 "Closeout Procedures" for submitting warranties.

1.3 DEFINITIONS

- A. Products: Items obtained for incorporating into the Work, whether purchased for Project or taken from previously purchased stock. The term "product" includes the terms "material," "equipment," "system," and terms of similar intent.
 - 1. Named Products: Items identified by manufacturer's product name, including make or model number or other designation shown or listed in manufacturer's published product literature that is current as of date of the Contract Documents.
 - 2. New Products: Items that have not previously been incorporated into another project or facility. Products salvaged or recycled from other projects are not considered new products.
 - 3. Comparable Product: Product that is demonstrated and approved by Architect through submittal process to have the indicated qualities related to type, function, dimension, in-service performance, physical properties, appearance, and other characteristics that equal or exceed those of specified product.
- B. Basis-of-Design Product Specification: A specification in which a single manufacturer's product is named and accompanied by the words "basis-of-design product," including make or model number or other designation. In addition to the basis-of-design product description, product attributes and characteristics may be listed to establish the significant qualities related to type, function, in-service performance and physical properties, weight, dimension, durability, visual characteristics, and other special features and requirements for purposes of evaluating comparable products of additional manufacturers named in the specification.
- C. Subject to Compliance with Requirements: Where the phrase "Subject to compliance with requirements" introduces a product selection procedure in an individual Specification Section, provide products qualified under the specified product procedure. In the event that a named product or product by a named manufacturer does not meet the other requirements of the specifications, select another named product or product from another named manufacturer that does meet the requirements of the specifications. Submit a comparable product request, if applicable.

1.4 ACTION SUBMITTALS

- A. Comparable Product Request Submittal: Submit request for consideration of each comparable product. Identify basis-of-design product or fabrication or installation method to be replaced. Include Specification Section number and title and Drawing numbers and titles.
 - 1. Include data to indicate compliance with the requirements specified in "Comparable Products" Article.
 - 2. Architect's Action: If necessary, Architect will request additional information or documentation for evaluation within seven days of receipt of a comparable product request. Architect will notify Contractor of approval or rejection of proposed comparable product request within 15 days of receipt of request, or seven days of receipt of additional information or documentation, whichever is later.
 - a. Form of Architect's Approval of Submittal: As specified in Section 013300 "Submittal Procedures."
 - b. Use product specified if Architect does not issue a decision on use of a comparable product request within time allocated.
- B. Basis-of-Design Product Specification Submittal: Comply with requirements in Section 013300 "Submittal Procedures." Show compliance with requirements.

1.5 QUALITY ASSURANCE

- A. Compatibility of Options: If Contractor is given option of selecting between two or more products for use on Project, select product compatible with products previously selected, even if previously selected products were also options.
- B. Identification of Products: Except for required labels and operating data, do not attach or imprint manufacturer or product names or trademarks on exposed surfaces of products or equipment that will be exposed to view in occupied spaces or on the exterior.
 - 1. Labels: Locate required product labels and stamps on a concealed surface, or, where required for observation following installation, on a visually accessible surface that is not conspicuous.
 - 2. Equipment Nameplates: Provide a permanent nameplate on each item of service-connected or power-operated equipment. Locate on a visually accessible but inconspicuous surface. Include information essential for operation, including the following:
 - a. Name of product and manufacturer.
 - b. Model and serial number.
 - c. Capacity.
 - d. Speed.
 - e. Ratings.
 - 3. See individual identification sections in Divisions 21, 22, 23, and 26 for additional identification requirements.

1.6 PRODUCT DELIVERY, STORAGE, AND HANDLING

- A. Deliver, store, and handle products using means and methods that will prevent damage, deterioration, and loss, including theft and vandalism. Comply with manufacturer's written instructions.
- B. Delivery and Handling:
 - 1. Schedule delivery to minimize long-term storage at Project site and to prevent overcrowding of construction spaces.
 - 2. Coordinate delivery with installation time to ensure minimum holding time for items that are flammable, hazardous, easily damaged, or sensitive to deterioration, theft, and other losses.

3. Deliver products to Project site in an undamaged condition in manufacturer's original sealed container or other packaging system, complete with labels and instructions for handling, storing, unpacking, protecting, and installing.
4. Inspect products on delivery to determine compliance with the Contract Documents and to determine that products are undamaged and properly protected.

C. Storage:

1. Store products to allow for inspection and measurement of quantity or counting of units.
2. Store materials in a manner that will not endanger Project structure.
3. Store products that are subject to damage by the elements, under cover in a weathertight enclosure above ground, with ventilation adequate to prevent condensation.
4. Protect foam plastic from exposure to sunlight, except to extent necessary for period of installation and concealment.
5. Comply with product manufacturer's written instructions for temperature, humidity, ventilation, and weather-protection requirements for storage.
6. Protect stored products from damage and liquids from freezing.
7. Provide a secure location and enclosure at Project site for storage of materials and equipment by Owner's construction forces. Coordinate location with Owner.

1.7 PRODUCT WARRANTIES

- A. Warranties specified in other Sections shall be in addition to, and run concurrent with, other warranties required by the Contract Documents. Manufacturer's disclaimers and limitations on product warranties do not relieve Contractor of obligations under requirements of the Contract Documents.
1. Manufacturer's Warranty: Written warranty furnished by individual manufacturer for a particular product and specifically endorsed by manufacturer to Owner.
 2. Special Warranty: Written warranty required by the Contract Documents to provide specific rights for Owner.
- B. Special Warranties: Prepare a written document that contains appropriate terms and identification, ready for execution.
1. Manufacturer's Standard Form: Modified to include Project-specific information and properly executed.
 2. Specified Form: When specified forms are included with the Specifications, prepare a written document using indicated form properly executed.
 3. See other Sections for specific content requirements and particular requirements for submitting special warranties.
- C. Submittal Time: Comply with requirements in Section 017700 "Closeout Procedures."

PART 2 PRODUCTS

2.1 PRODUCT SELECTION PROCEDURES

- A. General Product Requirements: Provide products that comply with the Contract Documents, are undamaged and, unless otherwise indicated, are new at time of installation.
1. Provide products complete with accessories, trim, finish, fasteners, and other items needed for a complete installation and indicated use and effect.
 2. Standard Products: If available, and unless custom products or nonstandard options are specified, provide standard products of types that have been produced and used successfully in similar situations on other projects.
 3. Owner reserves the right to limit selection to products with warranties meeting requirements of the Contract Documents.
 4. Where products are accompanied by the term "as selected," Architect will make selection.

5. Descriptive, performance, and reference standard requirements in the Specifications establish salient characteristics of products.
 6. Or Equal: For products specified by name and accompanied by the term "or equal," or "or approved equal," or "or approved," comply with requirements in "Comparable Products" Article to obtain approval for use of an unnamed product.
 - a. Submit additional documentation required by Architect through Owner's Representative in order to establish equivalency of proposed products. Evaluation of "or equal" product status is by the Architect, whose determination is final.
- B. Product Selection Procedures:
1. Limited List of Products: Where Specifications include a list of names of both manufacturers and products, provide one of the products listed that complies with requirements. Comparable products or substitutions for Contractor's convenience will not be considered .
 - a. Limited list of products may be indicated by the phrase: "Subject to compliance with requirements, provide one of the following: ..."
 2. Limited List of Manufacturers: Where Specifications include a list of manufacturers' names, provide a product by one of the manufacturers listed that complies with requirements. Comparable products or substitutions for Contractor's convenience will not be considered.
 - a. Limited list of manufacturers is indicated by the phrase: "Subject to compliance with requirements, provide products by one of the following: ..."
 3. Basis-of-Design Product: Where Specifications name a product, or refer to a product indicated on Drawings, and include a list of manufacturers, provide the specified or indicated product or a comparable product by one of the other named manufacturers. Drawings and Specifications indicate sizes, profiles, dimensions, and other characteristics that are based on the product named. Comply with requirements in "Comparable Products" Article for consideration of an unnamed product by one of the other named manufacturers.
 - a. For approval of products by unnamed manufacturers, comply with requirements in Section 012500 "Substitution Procedures" for substitutions for convenience.
- C. Visual Matching Specification: Where Specifications require "match Architect's sample," provide a product that complies with requirements and matches Architect's sample. Architect's decision will be final on whether a proposed product matches.
1. If no product available within specified category matches and complies with other specified requirements, comply with requirements in Section 012500 "Substitution Procedures" for proposal of product.
- D. Visual Selection Specification: Where Specifications include the phrase "as selected by Architect from manufacturer's full range" or similar phrase, select a product that complies with requirements. Architect will select color, gloss, pattern, density, or texture from manufacturer's product line that includes both standard and premium items.

2.2 COMPARABLE PRODUCTS

- A. Conditions for Consideration of Comparable Products: Architect will consider Contractor's request for comparable product when the following conditions are satisfied. If the following conditions are not satisfied, Architect may return requests without action, except to record noncompliance with these requirements:
1. Evidence that proposed product does not require revisions to the Contract Documents, is consistent with the Contract Documents, will produce the indicated results, and is compatible with other portions of the Work. Detailed comparison of significant qualities of proposed product with those named in the Specifications. Significant product qualities include attributes such as type, function, in-service performance and physical properties, weight, dimension, durability, visual characteristics, and other specific features and requirements.
 2. Evidence that proposed product provides specified warranty.
 3. List of similar installations for completed projects with project names and addresses and names and addresses of architects and owners, if requested.
 4. Samples, if requested.

- B. Submittal Requirements: Approval by the Architect of Contractor's request for use of comparable product is not intended to satisfy other submittal requirements. Comply with specified submittal requirements.

PART 3 EXECUTION (NOT USED)

END OF SECTION 016000

This page intentionally left blank

SECTION 017300 - EXECUTION

PART 1 GENERAL

1.1 RELATED DOCUMENTS

- A. Drawings and general provisions of the Contract, including General and Supplementary Conditions and other Division 01 Specification Sections, apply to this Section.

1.2 SUMMARY

- A. Section includes general administrative and procedural requirements governing execution of the Work including, but not limited to, the following:
 - 1. Construction layout.
 - 2. Field engineering.
 - 3. Installation of the Work.
 - 4. Cutting and patching.
 - 5. Coordination of Owner-installed products.
 - 6. Progress cleaning.
 - 7. Starting and adjusting.
 - 8. Protection of installed construction.
- B. Related Requirements:
 - 1. Section 011000 "Summary" for limits on use of Project site.
 - 2. Section 013300 "Submittal Procedures" for submitting surveys.
 - 3. Section 017700 "Closeout Procedures" for submitting Project Record Documents, recording of Owner-accepted deviations from indicated lines and levels, replacing defective work, and final cleaning.
 - 4. Section 024100 "Demolition" for demolition and removal of selected portions of the building.
 - 5. Section 078413 "Penetration Firestopping" for patching penetrations in fire-rated construction.

1.3 DEFINITIONS

- A. Cutting: Removal of in-place construction necessary to permit installation or performance of subsequent work.
- B. Patching: Fitting and repair work required to restore construction to original conditions after installation of subsequent work.

1.4 PREINSTALLATION MEETINGS

- A. Cutting and Patching Conference: Conduct conference at Project site.
 - 1. Prior to commencing work requiring cutting and patching, review extent of cutting and patching anticipated and examine procedures for ensuring satisfactory result from cutting and patching work. Inform Architect/Engineer and **Owner's Project Representative** of scheduled meeting. Require representatives of each entity directly concerned with cutting and patching to attend, including the following:
 - a. Contractor's superintendent.
 - b. Trade supervisor responsible for cutting operations.
 - c. Trade supervisor(s) responsible for patching of each type of substrate.

- d. Mechanical, electrical, and utilities contractors' supervisors, to the extent each trade is affected by cutting and patching operations.
 - e. Review areas of potential interference and conflict. Coordinate procedures and resolve potential conflicts before proceeding.
- B. Layout Conference: Conduct conference at Project site.
1. Prior to establishing layout of partitions, review building location requirements. Review benchmark, control point, and layout and dimension requirements. Inform **Owner's Project Representative** of scheduled meeting. Require representatives of each entity directly concerned with Project layout to attend, including the following:
 - a. Contractor's superintendent.
 2. Review meanings and intent of dimensions, notes, terms, graphic symbols, and other layout information indicated on the Drawings.
 3. Review requirements for including layouts on Shop Drawings and other submittals.
 4. Review areas of potential interference and conflict. Coordinate procedures and resolve potential conflicts before proceeding.

1.5 INFORMATIONAL SUBMITTALS

- A. Cutting and Patching Plan: Submit plan describing procedures at least [10] days prior to the time cutting and patching will be performed. Include the following information:
1. Extent: Describe reason for and extent of each occurrence of cutting and patching.
 2. Changes to In-Place Construction: Describe anticipated results. Include changes to structural elements and operating components as well as changes in building appearance and other significant visual elements.
 3. Products: List products to be used for patching and firms or entities that will perform patching work.
 4. Dates: Indicate when cutting and patching will be performed.
 5. Utilities and Mechanical and Electrical Systems: List services and systems that cutting and patching procedures will disturb or affect. List services and systems that will be relocated and those that will be temporarily out of service. Indicate length of time permanent services and systems will be disrupted.
 - a. Include description of provisions for temporary services and systems during interruption of permanent services and systems.

1.6 CLOSEOUT SUBMITTALS

- A. As-built Construction Layout Drawing: Submit two [2] copies showing all the Work performed and record layout data.

1.7 QUALITY ASSURANCE

- A. Cutting and Patching: Comply with requirements for and limitations on cutting and patching of construction elements.
1. Structural Elements: When cutting and patching structural elements, notify Architect of locations and details of cutting and await directions from Architect before proceeding. Shore, brace, and support structural elements during cutting and patching. Do not cut and patch structural elements in a manner that could change their load-carrying capacity or increase deflection.
 2. Operational Elements: Do not cut and patch operating elements and related components in a manner that results in reducing their capacity to perform as intended or that results in increased maintenance or decreased operational life or safety. Operational elements include the following:
 - a. Primary operational systems and equipment.
 - b. Fire separation assemblies.
 - c. Air or smoke barriers.

- d. Fire-suppression systems.
 - e. Plumbing piping systems.
 - f. Mechanical systems piping and ducts.
 - g. Control systems.
 - h. Communication systems.
 - i. Fire-detection and -alarm systems.
 - j. Electrical wiring systems.
 - k. Operating systems of special construction.
3. Other Construction Elements: Do not cut and patch other construction elements or components in a manner that could change their load-carrying capacity, that results in reducing their capacity to perform as intended, or that results in increased maintenance or decreased operational life or safety.
- a. Water, moisture, or vapor barriers.
 - b. Membranes and flashings.
 - c. Exterior curtain-wall construction.
 - d. Sprayed fire-resistive material.
 - e. Equipment supports.
 - f. Piping, ductwork, vessels, and equipment.
 - g. Noise- and vibration-control elements and systems.
4. Visual Elements: Do not cut and patch construction in a manner that results in visual evidence of cutting and patching.
- a. Do not cut and patch exposed construction in a manner that would, in Architect's opinion, reduce the building's aesthetic qualities.
 - b. Remove and replace construction that has been cut and patched in a visually unsatisfactory manner.
- B. Manufacturer's Installation Instructions: Obtain and maintain on-site manufacturer's written recommendations and instructions for installation of products and equipment.

PART 2 PRODUCTS

2.1 MATERIALS

- A. General: Comply with requirements specified in other Sections.
- B. In-Place Materials: Use materials for patching identical to in-place materials. For exposed surfaces, use materials that visually match in-place adjacent surfaces to the fullest extent possible.
1. If identical materials are unavailable or cannot be used, use materials that, when installed, will provide a match acceptable to Architect for the visual and functional performance of in-place materials.
- C. Cleaning Agents: Use cleaning materials and agents recommended by manufacturer or fabricator of the surface to be cleaned. Do not use cleaning agents that are potentially hazardous to health or property or that might damage finished surfaces.

PART 3 EXECUTION

3.1 EXAMINATION

- A. Existing Conditions: The existence and location of underground and other utilities and construction indicated as existing are not guaranteed. Before beginning sitework, investigate and verify the existence and location of underground utilities, mechanical and electrical systems, and other construction affecting the Work.

1. Before construction, verify the location and invert elevation at points of connection of sanitary sewer, storm sewer, and water-service piping; underground electrical services; and other utilities.
 2. Furnish location data for work related to Project that must be performed by public utilities serving Project site.
- B. Examination and Acceptance of Conditions: Before proceeding with each component of the Work, examine substrates, areas, and conditions, with Installer or Applicator present where indicated, for compliance with requirements for installation tolerances and other conditions affecting performance. Record observations.
1. Examine roughing-in for mechanical and electrical systems to verify actual locations of connections before equipment and fixture installation.
 2. Examine walls, floors, and roofs for suitable conditions where products and systems are to be installed.
 3. Verify compatibility with and suitability of substrates, including compatibility with existing finishes or primers.
- C. Written Report: Where a written report listing conditions detrimental to performance of the Work is required by other Sections, include the following:
1. Description of the Work.
 2. List of detrimental conditions, including substrates.
 3. List of unacceptable installation tolerances.
 4. Recommended corrections.
- D. Proceed with installation only after unsatisfactory conditions have been corrected. Proceeding with the Work indicates acceptance of surfaces and conditions.

3.2 PREPARATION

- A. Existing Utility Information: Furnish information to Owner's Project Representative that is necessary to adjust, move, or relocate existing utility structures, utility poles, lines, services, or other utility appurtenances located in or affected by construction. Coordinate with authorities having jurisdiction.
- B. Field Measurements: Take field measurements as required to fit the Work properly. Recheck measurements before installing each product. Where portions of the Work are indicated to fit to other construction, verify dimensions of other construction by field measurements before fabrication. Coordinate fabrication schedule with construction progress to avoid delaying the Work.
- C. Space Requirements: Verify space requirements and dimensions of items shown diagrammatically on Drawings.
- D. Review of Contract Documents and Field Conditions: Immediately on discovery of the need for clarification of the Contract Documents caused by differing field conditions outside the control of Contractor, submit a request for information to Owner's Project Representative and Architect.

3.3 CONSTRUCTION LAYOUT

- A. Verification: Before proceeding to lay out the Work, verify layout information shown on Drawings, in relation to the Schematic Site Layout. If discrepancies are discovered, notify Owner's Project Representative and Architect promptly.
- B. General: Engage a land surveyor or professional engineer to lay out the Work using accepted surveying practices.
1. Establish benchmarks and control points to set lines and levels at each story of construction and elsewhere as needed to locate each element of Project.
 2. Establish limits on use of Project site.

3. Establish dimensions within tolerances indicated. Do not scale Drawings to obtain required dimensions.
 4. Inform installers of lines and levels to which they must comply.
 5. Check the location, level and plumb, of every major element as the Work progresses.
 6. Notify Architect when deviations from required lines and levels exceed allowable tolerances.
 7. Close site surveys with an error of closure equal to or less than the standard established by authorities having jurisdiction.
- C. Site Improvements: Locate and lay out site improvements, including pavements, grading, fill and topsoil placement, utility slopes, and rim and invert elevations.
- D. Building Lines and Levels: Locate and lay out control lines and levels for structures, building foundations, column grids, and floor levels, including those required for mechanical and electrical work. Transfer survey markings and elevations for use with control lines and levels. Level foundations and piers from two or more locations.
- E. Record Log: Maintain a log of layout control work. Record deviations from required lines and levels. Include beginning and ending dates and times of surveys, weather conditions, name and duty of each survey party member, and types of instruments and tapes used. Make the log available for reference by Owner's Project Representative and Architect.

3.4 FIELD ENGINEERING

- A. Identification: Owner will identify existing benchmarks, control points, and property corners.
- B. Reference Points: Locate existing permanent benchmarks, control points, and similar reference points before beginning the Work. Preserve and protect permanent benchmarks and control points during construction operations.
1. Do not change or relocate existing benchmarks or control points without prior written approval of Architect or Owner's Representative. Report lost or destroyed permanent benchmarks or control points promptly. Report the need to relocate permanent benchmarks or control points to Architect and Owner's Representative before proceeding.
 2. Replace lost or destroyed permanent benchmarks and control points promptly. Base replacements on the original survey control points.
- C. Benchmarks: Establish and maintain a minimum of two permanent benchmarks on Project site, referenced to data established by survey control points. Comply with authorities having jurisdiction for type and size of benchmark.
1. Record benchmark locations, with horizontal and vertical data, on Project Record Documents.
 2. Where the actual location or elevation of layout points cannot be marked, provide temporary reference points sufficient to locate the Work.
 3. Remove temporary reference points when no longer needed. Restore marked construction to its original condition.

3.5 INSTALLATION

- A. General: Locate the Work and components of the Work accurately, in correct alignment and elevation, as indicated.
1. Make vertical work plumb and make horizontal work level.
 2. Where space is limited, install components to maximize space available for maintenance and ease of removal for replacement.
 3. Conceal pipes, ducts, and wiring in finished areas unless otherwise indicated.
 4. Maintain minimum headroom clearance of 108 inches in occupied spaces and 96 inches in unoccupied spaces.

- B. Comply with manufacturer's written instructions and recommendations for installing products in applications indicated.
- C. Install products at the time and under conditions that will ensure the best possible results. Maintain conditions required for product performance until Substantial Completion.
- D. Conduct construction operations so no part of the Work is subjected to damaging operations or loading in excess of that expected during normal conditions of occupancy.
- E. Sequence the Work and allow adequate clearances to accommodate movement of construction items on site and placement in permanent locations.
- F. Tools and Equipment: Where possible, select tools or equipment that minimize production of excessive noise levels.
- G. Templates: Obtain and distribute to the parties involved templates for work specified to be factory prepared and field installed. Check Shop Drawings of other portions of the Work to confirm that adequate provisions are made for locating and installing products to comply with indicated requirements.
- H. Attachment: Provide blocking and attachment plates and anchors and fasteners of adequate size and number to securely anchor each component in place, accurately located and aligned with other portions of the Work. Where size and type of attachments are not indicated, verify size and type required for load conditions.
 - 1. Mounting Heights: Where mounting heights are not indicated, mount components at heights directed by Architect.
 - 2. Allow for building movement, including thermal expansion and contraction.
 - 3. Coordinate installation of anchorages. Furnish setting drawings, templates, and directions for installing anchorages, including sleeves, concrete inserts, anchor bolts, and items with integral anchors, that are to be embedded in concrete or masonry. Deliver such items to Project site in time for installation.
- I. Joints: Make joints of uniform width. Where joint locations in exposed work are not indicated, arrange joints for the best visual effect. Fit exposed connections together to form hairline joints.
- J. Repair or remove and replace damaged, defective, or nonconforming Work.
 - 1. Comply with Section 017700 "Closeout Procedures" for repairing or removing and replacing defective Work.

3.6 CUTTING AND PATCHING

- A. Cutting and Patching, General: Employ skilled workers to perform cutting and patching. Proceed with cutting and patching at the earliest feasible time, and complete without delay.
 - 1. Cut in-place construction to provide for installation of other components or performance of other construction, and subsequently patch as required to restore surfaces to their original condition.
- B. Existing Warranties: Remove, replace, patch, and repair materials and surfaces cut or damaged during installation or cutting and patching operations, by methods and with materials so as not to void existing warranties.
- C. Temporary Support: Provide temporary support of work to be cut.
- D. Protection: Protect in-place construction during cutting and patching to prevent damage. Provide protection from adverse weather conditions for portions of Project that might be exposed during cutting and patching operations.

- E. Adjacent Occupied Areas: Where interference with use of adjoining areas or interruption of free passage to adjoining areas is unavoidable, coordinate cutting and patching according to requirements in Section 011000 "Summary."
- F. Existing Utility Services and Mechanical/Electrical Systems: Where existing services/systems are required to be removed, relocated, or abandoned, bypass such services/systems before cutting to minimize interruption to occupied areas.
- G. Cutting: Cut in-place construction by sawing, drilling, breaking, chipping, grinding, and similar operations, including excavation, using methods least likely to damage elements retained or adjoining construction. If possible, review proposed procedures with original Installer; comply with original Installer's written recommendations.
 - 1. In general, use hand or small power tools designed for sawing and grinding, not hammering and chopping. Cut holes and slots neatly to minimum size required, and with minimum disturbance of adjacent surfaces. Temporarily cover openings when not in use.
 - 2. Finished Surfaces: Cut or drill from the exposed or finished side into concealed surfaces.
 - 3. Concrete and Masonry: Cut using a cutting machine, such as an abrasive saw or a diamond-core drill.
 - 4. Excavating and Backfilling: Comply with requirements in applicable Sections where required by cutting and patching operations.
 - 5. Mechanical and Electrical Services: Cut off pipe or conduit in walls or partitions to be removed. Cap, valve, or plug and seal remaining portion of pipe or conduit to prevent entrance of moisture or other foreign matter after cutting.
 - 6. Proceed with patching after construction operations requiring cutting are complete.
- H. Patching: Patch construction by filling, repairing, refinishing, closing up, and similar operations following performance of other work. Patch with durable seams that are as invisible as practicable. Provide materials and comply with installation requirements specified in other Sections, where applicable.
 - 1. Inspection: Where feasible, test and inspect patched areas after completion to demonstrate physical integrity of installation.
 - 2. Exposed Finishes: Restore exposed finishes of patched areas and extend finish restoration into retained adjoining construction in a manner that will minimize evidence of patching and refinishing.
 - a. Clean piping, conduit, and similar features before applying paint or other finishing materials.
 - b. Restore damaged pipe covering to its original condition.
 - 3. Floors and Walls: Where walls or partitions that are removed extend one finished area into another, patch and repair floor and wall surfaces in the new space. Provide an even surface of uniform finish, color, texture, and appearance. Remove in-place floor and wall coverings and replace with new materials, if necessary, to achieve uniform color and appearance.
 - a. Where patching occurs in a painted surface, prepare substrate and apply primer and intermediate paint coats appropriate for substrate over the patch, and apply final paint coat over entire unbroken surface containing the patch. Provide additional coats until patch blends with adjacent surfaces.
 - 4. Ceilings: Patch, repair, or rehang in-place ceilings as necessary to provide an even-plane surface of uniform appearance.
 - 5. Exterior Building Enclosure: Patch components in a manner that restores enclosure to a weathertight condition and ensures thermal and moisture integrity of building enclosure.
- I. Cleaning: Clean areas and spaces where cutting and patching are performed. Remove paint, mortar, oils, putty, and similar materials from adjacent finished surfaces.

3.7 COORDINATION OF OWNER'S PORTION OF THE WORK

- A. Site Access: Provide access to Project site for Owner's construction personnel and Owner's separate contractors.
 - 1. Provide temporary facilities required for Owner-furnished, Contractor-installed and Owner-furnished, Owner-installed products.
 - 2. Refer to Section 011000 "Summary" for other requirements for Owner-furnished, Contractor-installed and Owner-furnished, Owner-installed products
- B. Coordination: Coordinate construction and operations of the Work with work performed by Owner's construction personnel and Owner's separate contractors.
 - 1. Construction Schedule: Inform Owner of Contractor's preferred construction schedule for Owner's portion of the Work. Adjust construction schedule based on a mutually agreeable timetable. Notify Owner if changes to schedule are required due to differences in actual construction progress.
 - 2. Preinstallation Conferences: Include Owner's construction personnel and Owner's separate contractors at preinstallation conferences covering portions of the Work that are to receive Owner's work. Attend preinstallation conferences conducted by Owner's construction personnel if portions of the Work depend on Owner's construction.

3.8 PROGRESS CLEANING

- A. General: Clean Project site and work areas daily, including common areas. Enforce requirements strictly. Dispose of materials lawfully.
 - 1. Comply with requirements in NFPA 241 for removal of combustible waste materials and debris.
 - 2. Do not hold waste materials more than seven days during normal weather or three days if the temperature is expected to rise above 80 deg F (27 deg C).
 - 3. Containerize hazardous and unsanitary waste materials separately from other waste. Mark containers appropriately and dispose of legally, according to regulations.
 - a. Use containers intended for holding waste materials of type to be stored.
 - 4. Coordinate progress cleaning for joint-use areas where Contractor and other contractors are working concurrently.
- B. Site: Maintain Project site free of waste materials and debris.
- C. Work Areas: Clean areas where work is in progress to the level of cleanliness necessary for proper execution of the Work.
 - 1. Remove liquid spills promptly.
 - 2. Where dust would impair proper execution of the Work, broom-clean or vacuum the entire work area, as appropriate.
- D. Installed Work: Keep installed work clean. Clean installed surfaces according to written instructions of manufacturer or fabricator of product installed, using only cleaning materials specifically recommended. If specific cleaning materials are not recommended, use cleaning materials that are not hazardous to health or property and that will not damage exposed surfaces.
- E. Concealed Spaces: Remove debris from concealed spaces before enclosing the space.
- F. Exposed Surfaces in Finished Areas: Clean exposed surfaces and protect as necessary to ensure freedom from damage and deterioration at time of Substantial Completion.
- G. Waste Disposal: Do not bury or burn waste materials on-site. Do not wash waste materials down sewers or into waterways. Comply with waste disposal requirements in Section 017419 "Construction Waste Management and Disposal."

- H. During handling and installation, clean and protect construction in progress and adjoining materials already in place. Apply protective covering where required to ensure protection from damage or deterioration at Substantial Completion.
- I. Clean and provide maintenance on completed construction as frequently as necessary through the remainder of the construction period. Adjust and lubricate operable components to ensure operability without damaging effects.
- J. Limiting Exposures: Supervise construction operations to ensure that no part of the construction, completed or in progress, is subject to harmful, dangerous, damaging, or otherwise deleterious exposure during the construction period.

3.9 STARTING AND ADJUSTING

- A. Coordinate startup and adjusting of equipment and operating components with requirements in Section 017900 "Demonstration and Training."
- B. Start equipment and operating components to confirm proper operation. Remove malfunctioning units, replace with new units, and retest.
- C. Adjust equipment for proper operation. Adjust operating components for proper operation without binding.
- D. Test each piece of equipment to verify proper operation. Test and adjust controls and safeties. Replace damaged and malfunctioning controls and equipment.
- E. Manufacturer's Field Service: Comply with qualification requirements in Section 014000 "Quality Requirements."

3.10 PROTECTION AND REPAIR OF INSTALLED CONSTRUCTION

- A. Provide final protection and maintain conditions that ensure installed Work is without damage or deterioration at time of Substantial Completion.
- B. Repair Work previously completed and subsequently damaged during construction period. Repair to like-new condition.
- C. Protection of Existing Items: Provide protection and ensure that existing items to remain undisturbed by construction are maintained in condition that existed at commencement of the Work.
- D. Comply with manufacturer's written instructions for temperature and relative humidity.

3.11 CORRECTION OF THE WORK

- A. Repair or remove and replace damaged, defective, or nonconforming Work. Restore damaged substrates and finishes.
- B. Repairing includes replacing defective parts, refinishing damaged surfaces, touching up with matching materials, and properly adjusting operating equipment.
- C. Repair Work previously completed and subsequently damaged during construction period. Repair to like-new condition.

- D. Restore permanent facilities used during construction to their specified condition.
- E. Remove and replace damaged surfaces that are exposed to view if surfaces cannot be repaired without visible evidence of repair.
- F. Repair components that do not operate properly. Remove and replace operating components that cannot be repaired.
- G. Remove and replace chipped, scratched, and broken glass or reflective surfaces.

END OF SECTION 017300

SECTION 017419 - CONSTRUCTION WASTE MANAGEMENT AND DISPOSAL

PART 1 GENERAL

1.1 RELATED DOCUMENTS

- A. Drawings and general provisions of the Contract, including General and Supplementary Conditions and other Division 01 Specification Sections, apply to this Section.

1.2 SUMMARY

- A. Section includes administrative and procedural requirements for the following:
 - 1. Salvaging nonhazardous demolition and construction waste.
 - 2. Recycling nonhazardous construction waste.
 - 3. Disposing of nonhazardous demolition and construction waste.
- B. Related Requirements:
 - 1. Section 011000 "Summary" for coordination of responsibilities for waste management.

1.3 DEFINITIONS

- A. Construction Waste: Building, structure, and site improvement materials and other solid waste resulting from construction, remodeling, renovation, or repair operations. Construction waste includes packaging.
- B. Demolition Waste: Building, structure, and site improvement materials resulting from demolition operations.
- C. Disposal: Removal of demolition or construction waste and subsequent salvage, sale, recycling, or deposit in landfill, incinerator acceptable to authorities having jurisdiction, or designated spoil areas on Owner's property.
- D. Recycle: Recovery of demolition or construction waste for subsequent processing in preparation for reuse.
- E. Salvage: Recovery of demolition or construction waste and subsequent sale or reuse in another facility.
- F. Salvage and Reuse: Recovery of demolition or construction waste and subsequent incorporation into the Work.

1.4 MATERIALS OWNERSHIP

- A. Unless otherwise indicated, demolition and construction waste becomes property of Contractor.
- B. Historic items, relics, antiques, and similar objects including, but not limited to, cornerstones and their contents, commemorative plaques and tablets, and other items of interest or value to Owner that may be uncovered during demolition remain the property of Owner.
 - 1. Carefully salvage in a manner to prevent damage and promptly return to Owner.

1.5 ACTION SUBMITTALS

- A. Waste Management Plan: Submit plan within 30 days of date established for the Notice to Proceed.

1.6 QUALITY ASSURANCE

- A. Waste Management Coordinator Qualifications: Experienced firm, or individual employed and assigned by General Contractor, with a record of successful waste management coordination of projects with similar requirements. Superintendent may serve as Waste Management Coordinator.
- B. Regulatory Requirements: Comply with transportation and disposal regulations of authorities having jurisdiction.
- C. Waste Management Conference: Conduct conference at Project site. Review methods and procedures related to waste management including, but not limited to, the following:
 - 1. Review and discuss waste management plan including responsibilities of each contractor and waste management coordinator.
 - 2. Review requirements for documenting quantities of each type of waste and its disposition.
 - 3. Review and finalize procedures for materials separation and verify availability of containers and bins needed to avoid delays.
 - 4. Review procedures for periodic waste collection and transportation to recycling and disposal facilities.
 - 5. Review waste management requirements for each trade.

1.7 WASTE MANAGEMENT PLAN

- A. General: Develop a waste management plan according to requirements in this Section. Plan shall consist of waste identification, waste reduction work plan, and cost/revenue analysis. Distinguish between demolition and construction waste. Indicate quantities by weight or volume, but use same units of measure throughout waste management plan.
- B. Waste Identification: Indicate anticipated types and quantities of demolition and construction waste generated by the Work. Include estimated quantities and assumptions for estimates.
- C. Waste Reduction Work Plan: List each type of waste and whether it will be salvaged, recycled, or disposed of in landfill or incinerator. Include points of waste generation, total quantity of each type of waste, quantity for each means of recovery, and handling and transportation procedures.
 - 1. Salvaged Materials for Reuse: For materials that will be salvaged and reused in this Project, describe methods for preparing salvaged materials before incorporation into the Work in compliance with the Contract Documents.
 - 2. Recycled Materials: Include list of local receivers and processors and type of recycled materials each will accept. Include names, addresses, and telephone numbers.
 - 3. Disposed Materials: Indicate how and where materials will be disposed of. Include name, address, and telephone number of each landfill and incinerator facility.
 - 4. Handling and Transportation Procedures: Include method that will be used for separating recyclable waste including sizes of containers, container labeling, and designated location where materials separation will be performed.

PART 2 PRODUCTS

2.1 PERFORMANCE REQUIREMENTS

- A. General: Practice efficient waste management in the use of materials in the course of the Work. Use all reasonable means to divert construction and demolition waste from landfills and incinerators. Facilitate recycling and salvage of materials, including the following:
1. Demolition Waste:
 - a. Concrete.
 - b. Concrete reinforcing steel.
 - c. Concrete masonry units.
 - d. Structural and miscellaneous steel.
 - e. Rough hardware.
 - f. Insulation.
 - g. Metal studs.
 - h. Gypsum board.
 - i. Acoustical tile and panels.
 - j. Demountable partitions.
 - k. Equipment.
 - l. Plumbing fixtures.
 - m. Piping.
 - n. Supports and hangers.
 - o. Valves.
 - p. Sprinklers.
 - q. Mechanical equipment.
 - r. Electrical conduit.
 - s. Copper wiring.
 - t. Lighting fixtures.
 - u. Lamps.
 - v. Ballasts.
 - w. Electrical devices.
 2. Construction Waste:
 - a. Masonry and CMU.
 - b. Metals.
 - c. Insulation.
 - d. Gypsum board.
 - e. Piping.
 - f. Electrical conduit.
 - g. Packaging: Regardless of salvage/recycle goal indicated in "General" Paragraph above, salvage or recycle 100 percent of the following uncontaminated packaging materials:
 - 1) Paper.
 - 2) Cardboard.
 - 3) Boxes.
 - 4) Plastic sheet and film.
 - 5) Polystyrene packaging.
 - 6) Wood crates.
 - 7) Wood pallets.
 - 8) Plastic pails.

PART 3 EXECUTION

3.1 PLAN IMPLEMENTATION

- A. General: Implement approved waste management plan. Provide handling, containers, storage, signage, transportation, and other items as required to implement waste management plan during the entire duration of the Contract.
 - 1. Comply with operation, termination, and removal requirements in Section 015000 "Temporary Facilities and Controls."
- B. Waste Management Coordinator: To be responsible for implementing, monitoring, and reporting status of waste management work plan.
- C. Training: Train workers, subcontractors, and suppliers on proper waste management procedures, as appropriate for the Work.
 - 1. Distribute waste management plan to entities when they first begin work on-site. Review plan procedures and locations established for salvage, recycling, and disposal.
- D. Site Access and Temporary Controls: Conduct waste management operations to ensure minimum interference with roads, streets, walks, walkways, and other adjacent occupied and used facilities.
 - 1. Designate and label specific areas on Project site necessary for separating materials that are to be salvaged and recycled.
 - 2. Comply with Section 015000 "Temporary Facilities and Controls" for controlling dust and dirt, environmental protection, and noise control.

3.2 SALVAGING DEMOLITION WASTE

- A. Comply with requirements in the Contract Documents for salvaging demolition waste.
- B. Salvaged Items for Reuse in the Work: Salvage items for reuse and handle as follows:
 - 1. Clean salvaged items.
 - 2. Pack or crate items after cleaning. Identify contents of containers with label indicating elements, date of removal, quantity, and location where removed.
 - 3. Store items in a secure area until installation.
 - 4. Protect items from damage during transport and storage.
 - 5. Install salvaged items to comply with installation requirements for new materials and equipment. Provide connections, supports, and miscellaneous materials necessary to make items functional for use indicated.
- C. Salvaged Items for Sale: **Not permitted** on Project site.
- D. Salvaged Items for Owner's Use: Salvage items for Owner's use and handle as follows:
 - 1. Clean salvaged items.
 - 2. Pack or crate items after cleaning. Identify contents of containers with label indicating elements, date of removal, quantity, and location where removed.
 - 3. Store items in a secure area until delivery to Owner.
 - 4. Transport items to Owner's storage area on-site.
 - 5. Protect items from damage during transport and storage.
- E. Equipment: Drain tanks, piping, and fixtures. Seal openings with caps or plugs. Protect equipment from exposure to weather.
- F. Plumbing Fixtures: Separate by type and size.

- G. Lighting Fixtures: Separate lamps by type and protect from breakage.
- H. Electrical Devices: Separate switches, receptacles, switchgear, transformers, meters, panelboards, circuit breakers, and other devices by type.

3.3 RECYCLING DEMOLITION & CONSTRUCTION WASTE, GENERAL

- A. General: Recycle paper and beverage containers used by on-site workers.
- B. Recycling Incentives: Revenues, savings, rebates, tax credits, and other incentives received for recycling waste materials shall be shared equally by Owner and Contractor.
- C. Preparation of Waste: Prepare and maintain recyclable waste materials according to recycling or reuse facility requirements. Maintain materials free of dirt, adhesives, solvents, petroleum contamination, and other substances deleterious to the recycling process.
- D. Procedures: Separate recyclable waste from other waste materials, trash, and debris. Separate recyclable waste by type at Project site to the maximum extent practical according to approved construction waste management plan.
 - 1. Provide appropriately marked containers or bins for controlling recyclable waste until removed from Project site. Include list of acceptable and unacceptable materials at each container and bin.
 - a. Inspect containers and bins for contamination and remove contaminated materials if found.
 - 2. Stockpile processed materials on-site without intermixing with other materials. Place, grade, and shape stockpiles to drain surface water. Cover to prevent windblown dust.
 - 3. Stockpile materials away from construction area. Do not store within drip line of remaining trees.
 - 4. Store components off the ground and protect from the weather.
 - 5. Remove recyclable waste from Owner's property and transport to recycling receiver or processor as often as required to prevent overfilling bins.

3.4 RECYCLING DEMOLITION WASTE

- A. Concrete: Remove reinforcement and other metals from concrete and sort with other metals. Pulverize concrete to maximum 1-1/2-inch. Crush concrete and screen to comply with requirements in Section 312000 "Earth Moving" for use as satisfactory soil for fill or subbase.
- B. Metals: Separate metals by type.
 - 1. Structural Steel: Stack members according to size, type of member, and length.
 - 2. Remove and dispose of bolts, nuts, washers, and other rough hardware.
- C. Metal Suspension System: Separate metal members, including trim and other metals from acoustical panels and tile, and sort with other metals.
- D. Piping: Reduce piping to straight lengths and store by material and size. Separate supports, hangers, valves, sprinklers, and other components by material and size.
- E. Conduit: Reduce conduit to straight lengths and store by material and size.
- F. Lamps: Separate lamps by type and store according to requirements in 40 CFR 273.

3.5 RECYCLING CONSTRUCTION WASTE

- A. Packaging:

1. Cardboard and Boxes: Break down packaging into flat sheets. Bundle and store in a dry location.
 2. Polystyrene Packaging: Separate and bag materials.
 3. Pallets: As much as possible, require deliveries using pallets to remove pallets from Project site. For pallets that remain on-site, break down pallets into component wood pieces and comply with requirements for recycling wood.
 4. Crates: Break down crates into component wood pieces and comply with requirements for recycling wood.
- B. Gypsum Board: Stack large clean pieces on wood pallets or in container and store in a dry location.

3.6 DISPOSAL OF WASTE

- A. General: Except for items or materials to be salvaged or recycled, remove waste materials from Project site and legally dispose of them in a landfill or incinerator acceptable to authorities having jurisdiction.
1. Except as otherwise specified, do not allow waste materials that are to be disposed of accumulate on-site.
 2. Remove and transport debris in a manner that will prevent spillage on adjacent surfaces and areas.
- B. Burning: Do not burn waste materials.

END OF SECTION 017419

SECTION 017700 - CLOSEOUT PROCEDURES

PART 1 GENERAL

1.1 RELATED DOCUMENTS

- A. Drawings and general provisions of the Contract, including General and Supplementary Conditions and other Division 01 Specification Sections, apply to this Section.

1.2 SUMMARY

- A. Section includes administrative and procedural requirements for contract closeout, including, but not limited to, the following:
 - 1. Substantial Completion procedures.
 - 2. Final completion procedures.
 - 3. Warranties.
 - 4. Final cleaning.
 - 5. Repair of the Work.
- B. Related Requirements:
 - 1. Section 012900 "Payment Procedures" for requirements for Applications for Payment for Substantial Completion and Final Completion.
 - 2. Section 017823 "Operation and Maintenance Data" for additional operation and maintenance manual requirements.
 - 3. Section 017839 "Project Record Documents" for submitting Record Drawings, Record Specifications, and Record Product Data.
 - 4. Section 071900 "Demonstration and Training" for requirements to train the Owner's maintenance personnel to adjust, operate, and maintain products, equipment, and systems.
 - 5. Divisions 02 through 49 Sections for specific closeout and special cleaning requirements for the Work in those Sections.

1.3 ACTION SUBMITTALS

- A. Contractor's List of Incomplete Items: Initial submittal at Substantial Completion.
- B. Certified List of Incomplete Items: Final submittal at final completion.

1.4 CLOSEOUT SUBMITTALS

- A. Certificates of Release: From authorities having jurisdiction.
- B. Certificate of Insurance: For continuing coverage.
- C. Field Report: For pest-control inspection.

1.5 MAINTENANCE MATERIAL SUBMITTALS

- A. Schedule of Maintenance Material Items: For maintenance material submittal items required by other Sections.

1.6 SUBSTANTIAL COMPLETION PROCEDURES

- A. Contractor's List of Incomplete Items: Prepare and submit a list of items to be completed and corrected (Contractor's punch list), indicating the value of each item on the list and reasons why the Work is incomplete.
- B. Submittals Prior to Substantial Completion: Complete the following a minimum of 10 days prior to requesting inspection for determining date of Substantial Completion. List items below that are incomplete at time of request.
1. Certificates of Release: Obtain and submit releases from authorities having jurisdiction permitting Owner unrestricted use of the Work and access to services and utilities. Include occupancy permits, operating certificates, and similar releases.
 2. Submit closeout submittals specified in other Division 01 Sections, including project record documents, operation and maintenance manuals, damage or settlement surveys, property surveys, and similar final record information.
 3. Submit closeout submittals specified in individual Sections, including specific warranties, workmanship bonds, maintenance service agreements, final certifications, and similar documents.
 4. Submit maintenance material submittals specified in individual Sections, including tools, spare parts, extra materials, and similar items, and deliver to location designated by Architect. Label with manufacturer's name and model number.
 5. Submit changeover information related to Owner's occupancy, use, operation, and maintenance.
- C. Procedures Prior to Substantial Completion: Complete the following a minimum of 10 days prior to requesting inspection for determining date of Substantial Completion. List items below that are incomplete at time of request.
1. Advise Owner of pending insurance changeover requirements.
 2. Make final changeover of permanent locks and deliver keys to Owner. Advise Owner's personnel of changeover in security provisions.
 3. Complete startup and testing of systems and equipment.
 4. Perform preventive maintenance on equipment used prior to Substantial Completion.
 5. Instruct Owner's personnel in operation, adjustment, and maintenance of products, equipment, and systems. Submit demonstration and training video recordings specified in Section 017900 "Demonstration and Training."
 6. Advise Owner of changeover in utility services.
 7. Participate with Owner in conducting inspection and walkthrough with local emergency responders.
 8. Terminate and remove temporary facilities from Project site, along with mockups, construction tools, and similar elements.
 9. Complete final cleaning requirements.
 10. Touch up paint and otherwise repair and restore marred exposed finishes to eliminate visual defects.
- D. Inspection: Submit a written request for inspection to determine Substantial Completion a minimum of 10 days prior to date the Work will be completed and ready for final inspection and tests. On receipt of request, Architect/Engineer will either proceed with inspection or notify Contractor of unfulfilled requirements. Architect will prepare the Certificate of Substantial Completion after inspection or will notify Contractor of items, either on Contractor's list or additional items identified by Architect, that must be completed or corrected before certificate will be issued.
1. Request reinspection when the Work identified in previous inspections as incomplete is completed or corrected.
 2. When Architect is required to perform second and additional inspections due to failure of Work to comply with certifications of Prime Contractor, Owner will compensate **Architect** for additional services and deduct amount paid from Final Payment to Prime Contractor.
 3. Results of completed inspection will form the basis of requirements for final completion.

1.7 FINAL COMPLETION PROCEDURES

- A. Submittals Prior to Final Completion: Before requesting final inspection for determining final completion, complete the following:
1. Submit a final Application for Payment according to Section 012900 "Payment Procedures."
 2. Certified List of Incomplete Items: Submit certified copy of Architect's Substantial Completion inspection list of items to be completed or corrected (punch list), endorsed and dated by Architect. Certified copy of the list shall state that each item has been completed or otherwise resolved for acceptance.
 3. Certificate of Insurance: Submit evidence of final, continuing insurance coverage complying with insurance requirements.
 4. Submit pest-control final inspection report.
- B. Inspection: Submit a written request for final inspection to determine acceptance a minimum of 10 days prior to date the work will be completed and ready for final inspection and tests. On receipt of request, Architect will either proceed with inspection or notify Contractor of unfulfilled requirements. Architect will prepare a final Certificate for Payment after inspection or will notify Contractor of construction that must be completed or corrected before certificate will be issued.
1. Request reinspection when the Work identified in previous inspections as incomplete is completed or corrected.

1.8 LIST OF INCOMPLETE ITEMS (PUNCH LIST)

- A. Organization of List: Include name and identification of each space and area affected by construction operations for incomplete items and items needing correction including, if necessary, areas disturbed by Contractor that are outside the limits of construction.
1. Organize items applying to each space by major element, including categories for ceiling, individual walls, floors, equipment, and building systems.
 2. Include the following information at the top of each page:
 - a. Project name.
 - b. Date.
 - c. Name of Architect.
 - d. Name of Contractor.
 - e. Page number.
 3. Submit list of incomplete items in one of the following formats:
 - a. MS Excel electronic file. Architect will return annotated file.
 - b. PDF electronic file. Architect, will return annotated file.

1.9 SUBMITTAL OF PROJECT WARRANTIES

- A. Time of Submittal: Submit written warranties on request of Architect for designated portions of the Work where warranties are indicated to commence on dates other than date of Substantial Completion, or when delay in submittal of warranties might limit Owner's rights under warranty.
- B. Partial Occupancy: Submit properly executed warranties within [15] fifteen days of completion of designation portions of the Work that are completed and occupied or used by Owner during construction period by separate agreement with Contractor.
- C. Organize warranty documents into an orderly sequence based on the table of contents of Project Manual.
- D. Warranty Electronic File: Provide warranties and bonds in PDF format. Assemble complete warranty and bond submittal package into a single electronic PDF file with bookmarks enabling navigation to each item. Provide bookmarked table of contents at beginning of document.

1. Submit on digital media acceptable to Architect.
- E. Warranties in Paper Form:
1. Bind warranties and bonds in heavy-duty, three-ring, vinyl-covered, loose-leaf binders, thickness as necessary to accommodate contents, and sized to receive 8-1/2-by-11-inch (215-by-280-mm) paper.
 2. Provide heavy paper dividers with plastic-covered tabs for each separate warranty. Mark tab to identify the product or installation. Provide a typed description of the product or installation, including the name of the product and the name, address, and telephone number of Installer.
 3. Identify each binder on the front and spine with the typed or printed title "WARRANTIES," Project name, and name of Contractor.
- F. Provide additional copies of each warranty to include in operation and maintenance manuals.

PART 2 PRODUCTS

2.1 MATERIALS

- A. Cleaning Agents: Use cleaning materials and agents recommended by manufacturer or fabricator of the surface to be cleaned. Do not use cleaning agents that are potentially hazardous to health or property or that might damage finished surfaces.

PART 3 EXECUTION

3.1 FINAL CLEANING

- A. General: Perform final cleaning. Conduct cleaning and waste-removal operations to comply with local laws and ordinances and Federal and local environmental and antipollution regulations.
- B. Cleaning: Employ experienced workers or professional cleaners for final cleaning. Clean each surface or unit to condition expected in an average commercial building cleaning and maintenance program. Comply with manufacturer's written instructions.
1. All Contractors shall leave Project clean and ready for occupancy.
- C. General Construction Contractor shall complete the following cleaning operations before requesting inspection for certification of Substantial Completion for entire Project or for a designated portion of Project:
1. Clean Project site, yard, and grounds, in areas disturbed by construction activities, including landscape development areas, of rubbish, waste material, litter, and other foreign substances.
 2. Sweep paved areas broom clean. Remove petrochemical spills, stains, and other foreign deposits.
 3. Rake grounds that are not planted, mulched, or paved to a smooth, even-textured surface.
 4. Remove tools, construction equipment, machinery, and surplus material from Project site.
 5. Remove snow and ice to provide safe access to building.
 6. Clean exposed exterior hard-surfaced finishes to a dirt-free condition, free of stains, films, and similar foreign substances. Avoid disturbing natural weathering of exterior surfaces. Restore reflective surfaces to their original condition.
 7. Remove debris and surface dust from limited access spaces, including roofs, plenums, shafts, trenches, equipment vaults, manholes, attics, and similar spaces.
 8. Sweep concrete floors broom clean in unoccupied spaces.
 9. Clean transparent materials, including mirrors and glass in doors and windows. Remove glazing compounds and other noticeable, vision-obscuring materials. Polish mirrors and glass, taking care not to scratch surfaces.
 10. Remove labels that are not permanent.

11. Wipe surfaces of mechanical and electrical equipment[, elevator equipment,] and similar equipment. Remove excess lubrication, paint and mortar droppings, and other foreign substances.
 12. Clean ducts, blowers, and coils if units were operated without filters during construction or that display contamination with particulate matter on inspection.
 13. Replace disposable air filters and clean permanent air filters. Clean exposed surfaces of diffusers, registers, and grills.
 14. Clean exterior luminaires, lamps, globes, and reflectors to function with full efficiency.
 15. Leave Project clean and ready for occupancy.
- D. Plumbing Contractor shall complete the following cleaning operations before requesting inspection for certification of Substantial Completion for entire Project or for a portion of Project:
1. Leave plumbing fixtures in a sanitary condition, free of stains, including stains resulting from water exposure.
 2. Remove labels that are not permanent.
 3. Replace parts subject to operating conditions during construction that may impede operation or reduce longevity.
 4. Leave Project clean and ready for occupancy.
- E. Mechanical (HVAC) Contractor shall complete the following cleaning operations before requesting inspection for certification of Substantial Completion for entire Project or for a portion of Project:
1. Wipe surfaces of mechanical equipment. Remove excess lubrication, paint and other foreign substances.
 2. Replace disposable air filters and clean permanent air filters. Clean exposed surfaces of diffusers, registers, and grills.
 3. Clean ducts, blowers, and coils if units were operated without filters during construction or that display contamination with particulate matter on inspection].
 - a. Clean HVAC system in compliance with Section 230130.51 "HVAC Air-Distribution System Cleaning." Provide written report on completion of cleaning.
 4. Remove labels that are not permanent.
 5. Replace parts subject to operating conditions during construction that may impede operation or reduce longevity.
 6. Leave Project clean and ready for occupancy.
- F. Electrical Contractor shall complete the following cleaning operations before requesting inspection for certification of Substantial Completion for entire Project or for a portion of Project:
1. Leave light fixtures, lamps, globes, and reflectors to function with full efficiency. Replace burned-out bulbs, and those noticeably dimmed by hours of use, and defective and noisy starters in fluorescent and mercury vapor fixtures to comply with requirements for new fixtures.
 2. Wipe surfaces of fire alarm equipment. Remove excess lubrication, paint and other foreign substances.
 3. Remove labels that are not permanent.
 4. Replace parts subject to operating conditions during construction that may impede operation or reduce longevity.
 5. Leave Project clean and ready for occupancy.
- 3.2 PEST CONTROL
- A. Comply with pest control requirements in Section 015000 "Temporary Facilities and Controls." Prepare written report.
- 3.3 CONSTRUCTION WASTE DISPOSAL
- A. Comply with waste disposal requirements in Section 015000 "Temporary Facilities and Controls." and Section 017419 "Construction Waste Management and Disposal".

3.4 REPAIR OF THE WORK

- A. Complete repair and restoration operations before requesting inspection for determination of Substantial Completion.
- B. Repair, or remove and replace, defective construction. Repairing includes replacing defective parts, refinishing damaged surfaces, touching up with matching materials, and properly adjusting operating equipment. Where damaged or worn items cannot be repaired or restored, provide replacements. Remove and replace operating components that cannot be repaired. Restore damaged construction and permanent facilities used during construction to specified condition.
 - 1. Remove and replace chipped, scratched, and broken glass, reflective surfaces, and other damaged transparent materials.
 - 2. Touch up and otherwise repair and restore marred or exposed finishes and surfaces. Replace finishes and surfaces that already show evidence of repair or restoration.
 - a. Do not paint over "UL" and other required labels and identification, including mechanical and electrical nameplates. Remove paint applied to required labels and identification.
 - 3. Replace parts subject to operating conditions during construction that may impede operation or reduce longevity.
 - 4. Replace burned-out bulbs, bulbs noticeably dimmed by hours of use, and defective and noisy starters in fluorescent and mercury vapor fixtures to comply with requirements for new fixtures.

END OF SECTION 017700

SECTION 017800 - CLOSEOUT SUBMITTALS

END OF SECTION 017800

This page intentionally left blank

SECTION 017823 - OPERATIONS AND MAINTENANCE DATA

PART 1 GENERAL

1.1 RELATED DOCUMENTS

- A. Drawings and general provisions of the Contract, including General and Supplementary Conditions and other Division 01 Specification Sections, apply to this Section.

1.2 SUMMARY

- A. Section includes administrative and procedural requirements for preparing operation and maintenance manuals, including the following:
 - 1. Operation and maintenance documentation directory manuals.
 - 2. Emergency manuals.
 - 3. Systems and equipment operation manuals.
 - 4. Systems and equipment maintenance manuals.
 - 5. Product maintenance manuals.
- B. Related Requirements:
 - 1. Section 011200 "Multiple Contract Summary" for coordinating operation and maintenance manuals covering the Work of multiple contracts.
 - 2. Section 013300 "Submittal Procedures" for submitting copies of submittals for operation and maintenance manuals.

1.3 DEFINITIONS

- A. System: An organized collection of parts, equipment, or subsystems united by regular interaction.
- B. Subsystem: A portion of a system with characteristics similar to a system.

1.4 CLOSEOUT SUBMITTALS

- A. Submit operation and maintenance manuals indicated. Provide content for each manual as specified in individual Specification Sections, and as reviewed and approved at the time of Section submittals. Submit reviewed manual content formatted and organized as required by this Section.
 - 1. Architect will comment on whether content of operation and maintenance submittals is acceptable.
 - 2. Where applicable, clarify and update reviewed manual content to correspond to revisions and field conditions.
- B. Format: Submit operation and maintenance manuals in the following format:
 - 1. Submit on digital media acceptable to Architect. Enable reviewer comments on draft submittals.
- C. Final Manual Submittal: Submit each manual in final form prior to requesting inspection for Substantial Completion and at least [15] fifteen days before commencing demonstration and training. Architect will return copy with comments.
 - 1. Correct or revise each manual to comply with Architect's comments. Submit copies of each corrected manual within 15 days of receipt of Architect's comments and prior to commencing demonstration and training..

- D. Comply with Section 017700 "Closeout Procedures" for schedule for submitting operation and maintenance documentation.

1.5 FORMAT OF OPERATION AND MAINTENANCE MANUALS

- A. Manuals, Electronic Files: Submit manuals in the form of a multiple file composite electronic PDF file for each manual type required.
 - 1. Electronic Files: Use electronic files prepared by manufacturer where available. Where scanning of paper documents is required, configure scanned file for minimum readable file size.
 - 2. File Names and Bookmarks: Bookmark individual documents based on file names. Name document files to correspond to system, subsystem, and equipment names used in manual directory and table of contents. Group documents for each system and subsystem into individual composite bookmarked files, then create composite manual, so that resulting bookmarks reflect the system, subsystem, and equipment names in a readily navigated file tree. Configure electronic manual to display bookmark panel on opening file.
- B. Manuals, Paper Copy: Submit manuals in the form of hard-copy, bound and labeled volumes.
 - 1. Binders: Heavy-duty, three-ring, vinyl-covered, loose-leaf binders, in thickness necessary to accommodate contents, sized to hold 8-1/2-by-11-inch paper; with clear plastic sleeve on spine to hold label describing contents and with pockets inside covers to hold folded oversize sheets.
 - a. If two or more binders are necessary to accommodate data of a system, organize data in each binder into groupings by subsystem and related components. Cross-reference other binders if necessary to provide essential information for proper operation or maintenance of equipment or system.
 - b. Identify each binder on front and spine, with printed title "OPERATION AND MAINTENANCE MANUAL," Project title or name, and subject matter of contents, and indicate Specification Section number on bottom of spine. Indicate volume number for multiple-volume sets.
 - 2. Dividers: Heavy-paper dividers with plastic-covered tabs for each section of the manual. Mark each tab to indicate contents. Include typed list of products and major components of equipment included in the section on each divider, cross-referenced to Specification Section number and title of Project Manual.
 - 3. Protective Plastic Sleeves: Transparent plastic sleeves designed to enclose diagnostic software storage media for computerized electronic equipment. Enclose title pages and directories in clear plastic sleeves.
 - 4. Supplementary Text: Prepared on 8-1/2-by-11-inch white bond paper.
 - 5. Drawings: Attach reinforced, punched binder tabs on drawings and bind with text.
 - a. If oversize drawings are necessary, fold drawings to same size as text pages and use as foldouts.
 - b. If drawings are too large to be used as foldouts, fold and place drawings in labeled envelopes and bind envelopes in rear of manual. At appropriate locations in manual, insert typewritten pages indicating drawing titles, descriptions of contents, and drawing locations.

1.6 REQUIREMENTS FOR EMERGENCY, OPERATION, AND MAINTENANCE MANUALS

- A. Organization of Manuals: Unless otherwise indicated, organize each manual into a separate section for each system and subsystem, and a separate section for each piece of equipment not part of a system. Each manual shall contain the following materials, in the order listed:
 - 1. Title page.
 - 2. Table of contents.
 - 3. Manual contents.
- B. Title Page: Include the following information:
 - 1. Subject matter included in manual.

2. Name and address of Project.
 3. Name and address of Owner.
 4. Date of submittal.
 5. Name and contact information for Contractor.
 6. Name and contact information for Construction Manager.
 7. Name and contact information for Architect.
 8. Name and contact information for Commissioning Authority.
 9. Names and contact information for major consultants to the Architect that designed the systems contained in the manuals.
 10. Cross-reference to related systems in other operation and maintenance manuals.
- C. Table of Contents: List each product included in manual, identified by product name, indexed to the content of the volume, and cross-referenced to Specification Section number in Project Manual.
- D. Manual Contents: Organize into sets of manageable size. Arrange contents alphabetically by system, subsystem, and equipment. If possible, assemble instructions for subsystems, equipment, and components of one system into a single binder.
- E. Identification: In the documentation directory and in each operation and maintenance manual, identify each system, subsystem, and piece of equipment with same designation used in the Contract Documents. If no designation exists, assign a designation according to ASHRAE Guideline 4, "Preparation of Operating and Maintenance Documentation for Building Systems."
- 1.7 OPERATION AND MAINTENANCE DOCUMENTATION DIRECTORY MANUAL
- A. Operation and Maintenance Documentation Directory: Prepare a separate manual that provides an organized reference to emergency, operation, and maintenance manuals. List items and their location to facilitate ready access to desired information. Include the following:
1. List of Systems and Subsystems: List systems alphabetically. Include references to operation and maintenance manuals that contain information about each system.
 2. List of Equipment: List equipment for each system, organized alphabetically by system. For pieces of equipment not part of system, list alphabetically in separate list.
 3. Tables of Contents: Include a table of contents for each emergency, operation, and maintenance manual.
- 1.8 EMERGENCY MANUALS
- A. Emergency Manual: Assemble a complete set of emergency information indicating procedures for use by emergency personnel and by Owner's operating personnel for types of emergencies indicated.
- B. Content: Organize manual into a separate section for each of the following:
1. Type of emergency.
 2. Emergency instructions.
 3. Emergency procedures.
- C. Type of Emergency: Where applicable for each type of emergency indicated below, include instructions and procedures for each system, subsystem, piece of equipment, and component:
1. Fire.
 2. Flood.
 3. Gas leak.
 4. Water leak.
 5. Power failure.
 6. Water outage.
 7. System, subsystem, or equipment failure.
 8. Chemical release or spill.

- D. Emergency Instructions: Describe and explain warnings, trouble indications, error messages, and similar codes and signals. Include responsibilities of Owner's operating personnel for notification of Installer, supplier, and manufacturer to maintain warranties.
- E. Emergency Procedures: Include the following, as applicable:
 - 1. Instructions on stopping.
 - 2. Shutdown instructions for each type of emergency.
 - 3. Operating instructions for conditions outside normal operating limits.
 - 4. Required sequences for electric or electronic systems.
 - 5. Special operating instructions and procedures.

1.9 SYSTEMS AND EQUIPMENT OPERATION MANUALS

- A. Systems and Equipment Operation Manual: Assemble a complete set of data indicating operation of each system, subsystem, and piece of equipment not part of a system. Include information required for daily operation and management, operating standards, and routine and special operating procedures.
 - 1. Engage a factory-authorized service representative to assemble and prepare information for each system, subsystem, and piece of equipment not part of a system.
 - 2. Prepare a separate manual for each system and subsystem, in the form of an instructional manual for use by Owner's operating personnel.
- B. Content: In addition to requirements in this Section, include operation data required in individual Specification Sections and the following information:
 - 1. System, subsystem, and equipment descriptions. Use designations for systems and equipment indicated on Contract Documents.
 - 2. Performance and design criteria if Contractor has delegated design responsibility.
 - 3. Operating standards.
 - 4. Operating procedures.
 - 5. Operating logs.
 - 6. Wiring diagrams.
 - 7. Control diagrams.
 - 8. Piped system diagrams.
 - 9. Precautions against improper use.
 - 10. License requirements including inspection and renewal dates.
- C. Descriptions: Include the following:
 - 1. Product name and model number. Use designations for products indicated on Contract Documents.
 - 2. Manufacturer's name.
 - 3. Equipment identification with serial number of each component.
 - 4. Equipment function.
 - 5. Operating characteristics.
 - 6. Limiting conditions.
 - 7. Performance curves.
 - 8. Engineering data and tests.
 - 9. Complete nomenclature and number of replacement parts.
- D. Operating Procedures: Include the following, as applicable:
 - 1. Startup procedures.
 - 2. Equipment or system break-in procedures.
 - 3. Routine and normal operating instructions.
 - 4. Regulation and control procedures.
 - 5. Instructions on stopping.
 - 6. Normal shutdown instructions.
 - 7. Seasonal and weekend operating instructions.

8. Required sequences for electric or electronic systems.
9. Special operating instructions and procedures.

- E. Systems and Equipment Controls: Describe the sequence of operation, and diagram controls as installed.
- F. Piped Systems: Diagram piping as installed, and identify color coding where required for identification.

1.10 SYSTEMS AND EQUIPMENT MAINTENANCE MANUALS

- A. Systems and Equipment Maintenance Manuals: Assemble a complete set of data indicating maintenance of each system, subsystem, and piece of equipment not part of a system. Include manufacturers' maintenance documentation, preventive maintenance procedures and frequency, repair procedures, wiring and systems diagrams, lists of spare parts, and warranty information.
1. Engage a factory-authorized service representative to assemble and prepare information for each system, subsystem, and piece of equipment not part of a system.
 2. Prepare a separate manual for each system and subsystem, in the form of an instructional manual for use by Owner's operating personnel.
- B. Content: For each system, subsystem, and piece of equipment not part of a system, include source information, manufacturers' maintenance documentation, maintenance procedures, maintenance and service schedules, spare parts list and source information, maintenance service contracts, and warranties and bonds as described below.
- C. Source Information: List each system, subsystem, and piece of equipment included in manual, identified by product name and arranged to match manual's table of contents. For each product, list name, address, and telephone number of Installer or supplier and maintenance service agent, and cross-reference Specification Section number and title in Project Manual and drawing or schedule designation or identifier where applicable.
- D. Manufacturers' Maintenance Documentation: Include the following information for each component part or piece of equipment:
1. Standard maintenance instructions and bulletins; include only sheets pertinent to product or component installed. Mark each sheet to identify each product or component incorporated into the Work. If data include more than one item in a tabular format, identify each item using appropriate references from the Contract Documents. Identify data applicable to the Work and delete references to information not applicable.
 - a. Prepare supplementary text if manufacturers' standard printed data are not available and where the information is necessary for proper operation and maintenance of equipment or systems.
 2. Drawings, diagrams, and instructions required for maintenance, including disassembly and component removal, replacement, and assembly.
 3. Identification and nomenclature of parts and components.
 4. List of items recommended to be stocked as spare parts.
- E. Maintenance Procedures: Include the following information and items that detail essential maintenance procedures:
1. Test and inspection instructions.
 2. Troubleshooting guide.
 3. Precautions against improper maintenance.
 4. Disassembly; component removal, repair, and replacement; and reassembly instructions.
 5. Aligning, adjusting, and checking instructions.
 6. Demonstration and training video recording, if available.
- F. Maintenance and Service Schedules: Include service and lubrication requirements, list of required lubricants for equipment, and separate schedules for preventive and routine maintenance and service with standard time allotment.

1. Scheduled Maintenance and Service: Tabulate actions for daily, weekly, monthly, quarterly, semiannual, and annual frequencies.
 2. Maintenance and Service Record: Include manufacturers' forms for recording maintenance.
- G. Spare Parts List and Source Information: Include lists of replacement and repair parts, with parts identified and cross-referenced to manufacturers' maintenance documentation and local sources of maintenance materials and related services.
- H. Maintenance Service Contracts: Include copies of maintenance agreements with name and telephone number of service agent.
- I. Warranties and Bonds: Include copies of warranties and bonds and lists of circumstances and conditions that would affect validity of warranties or bonds.
1. Include procedures to follow and required notifications for warranty claims.
- J. Drawings: Prepare drawings supplementing manufacturers' printed data to illustrate the relationship of component parts of equipment and systems and to illustrate control sequence and flow diagrams. Coordinate these drawings with information contained in record Drawings to ensure correct illustration of completed installation.
- 1.11 PRODUCT MAINTENANCE MANUALS
- A. Product Maintenance Manual: Assemble a complete set of maintenance data indicating care and maintenance of each product, material, and finish incorporated into the Work.
- B. Content: Organize manual into a separate section for each product, material, and finish. Include source information, product information, maintenance procedures, repair materials and sources, and warranties and bonds, as described below.
- C. Source Information: List each product included in manual, identified by product name and arranged to match manual's table of contents. For each product, list name, address, and telephone number of Installer or supplier and maintenance service agent, and cross-reference Specification Section number and title in Project Manual and drawing or schedule designation or identifier where applicable.
- D. Product Information: Include the following, as applicable:
1. Product name and model number.
 2. Manufacturer's name.
 3. Color, pattern, and texture.
 4. Material and chemical composition.
 5. Reordering information for specially manufactured products.
- E. Maintenance Procedures: Include manufacturer's written recommendations and the following:
1. Inspection procedures.
 2. Types of cleaning agents to be used and methods of cleaning.
 3. List of cleaning agents and methods of cleaning detrimental to product.
 4. Schedule for routine cleaning and maintenance.
 5. Repair instructions.
- F. Repair Materials and Sources: Include lists of materials and local sources of materials and related services.
- G. Warranties and Bonds: Include copies of warranties and bonds and lists of circumstances and conditions that would affect validity of warranties or bonds.
1. Include procedures to follow and required notifications for warranty claims.

PART 2 PRODUCTS (NOT USED)

PART 3 EXECUTION (NOT USED)

END OF SECTION 017823

This page intentionally left blank

SECTION 017839 - PROJECT RECORD DOCUMENTS

PART 1 GENERAL

1.1 RELATED DOCUMENTS

- A. Drawings and general provisions of the Contract, including General and Supplementary Conditions and other Division 01 Specification Sections, apply to this Section.

1.2 SUMMARY

- A. Section includes administrative and procedural requirements for project record documents, including the following:
 - 1. Record Drawings.
 - 2. Record Specifications.
 - 3. Record Product Data.
 - 4. Miscellaneous record submittals.
- B. Related Requirements:
 - 1. Section 011200 "Multiple Contract Summary" for coordinating project record documents covering the Work of multiple contracts.
 - 2. Section 017700 "Closeout Procedures" for general closeout procedures.
 - 3. Section 017823 "Operation and Maintenance Data" for operation and maintenance manual requirements.
 - 4. Division 01 Section "Operation and Maintenance Data" for operation and maintenance manual requirements.
 - 5. Divisions 02 through 49 Sections for specific requirements for project record documents of the Work in those Sections.

1.3 CLOSEOUT SUBMITTALS

- A. Record Drawings: Comply with the following:
 - 1. Number of Copies: Submit one sets of marked-up record prints.
 - a. Initial Submittal:
 - 1) Submit PDF electronic files of scanned record prints and one of file prints.
 - 2) Architect will indicate whether general scope of changes, additional information recorded, and quality of drafting are acceptable.
 - b. Final Submittal:
 - 1) Submit PDF electronic files of scanned record prints and three sets of prints.
 - 2) Print each drawing, whether or not changes and additional information were recorded.
- B. Record Specifications: Submit annotated PDF electronic files of Project's Specifications, including addenda and contract modifications.
- C. Record Product Data: Submit annotated PDF electronic files and directories of each submittal.
 - 1. Where record Product Data are required as part of operation and maintenance manuals, submit duplicate marked-up Product Data as a component of manual.
- D. Miscellaneous Record Submittals: Refer to other Specification Sections for miscellaneous record-keeping requirements and submittals in connection with various construction activities. Submit annotated PDF electronic files and directories of each submittal.

- E. Reports: Submit monthly written report, in conjunction with application for payment, indicating items incorporated in Project record documents concurrent with progress of the Work, including modifications, concealed conditions, field changes, product selections, and other notations.

1.4 RECORD DRAWINGS

- A. Record Prints: Maintain one set of marked-up paper copies of the Contract Drawings and Shop Drawings, incorporating new and revised drawings as modifications are issued.
 - 1. Preparation: Mark record prints to show the actual installation where installation varies from that shown originally. Require individual or entity who obtained record data, whether individual or entity is Installer, subcontractor, or similar entity, to provide information for preparation of corresponding marked-up record prints.
 - a. Give particular attention to information on concealed elements that would be difficult to identify or measure and record later.
 - b. Accurately record information in an acceptable drawing technique.
 - c. Record data as soon as possible after obtaining it.
 - d. Record and check the markup before enclosing concealed installations.
 - e. Cross-reference record prints to corresponding photographic documentation.
 - 2. Content: Types of items requiring marking include, but are not limited to, the following:
 - a. Dimensional changes to Drawings.
 - b. Revisions to details shown on Drawings.
 - c. Depths of foundations.
 - d. Locations and depths of underground utilities.
 - e. Revisions to routing of piping and conduits.
 - f. Revisions to electrical circuitry.
 - g. Actual equipment locations.
 - h. Duct size and routing.
 - i. Locations of concealed internal utilities.
 - j. Changes made by Change Order or [Construction] [Work] Change Directive.
 - k. Changes made following Architect's written orders.
 - l. Details not on the original Contract Drawings.
 - m. Field records for variable and concealed conditions.
 - n. Record information on the Work that is shown only schematically.
 - 3. Mark the Contract Drawings and Shop Drawings completely and accurately. Use personnel proficient at recording graphic information in production of marked-up record prints.
 - 4. Mark record sets with erasable, red-colored pencil. Use other colors to distinguish between changes for different categories of the Work at same location.
 - 5. Mark important additional information that was either shown schematically or omitted from original Drawings.
 - 6. Note Construction Change Directive numbers, alternate numbers, Change Order numbers, and similar identification, where applicable.
- B. Record Digital Data Files: Immediately before inspection for Certificate of Substantial Completion, review marked-up record prints with Architect and Owner's Representative. When authorized, prepare a full set of corrected digital data files of the Contract Drawings, as follows:
 - 1. Format: Annotated PDF electronic file with comment function enabled.
 - 2. Incorporate changes and additional information previously marked on record prints. Delete, redraw, and add details and notations where applicable.
 - 3. Refer instances of uncertainty to Architect for resolution.
 - 4. Architect will furnish Contractor with one set of digital data files of the Contract Drawings for use in recording information.
 - a. See Section 013100 "Project Management and Coordination" for requirements related to use of Architect's digital data files.
 - b. Architect will provide data file layer information. Record markups in separate layers.

- C. Format: Identify and date each record Drawing; include the designation "PROJECT RECORD DRAWING" in a prominent location.
 - 1. Record Prints: Organize record prints into manageable sets. Bind each set with durable paper cover sheets. Include identification on cover sheets.
 - 2. Format: Annotated PDF electronic file with comment function enabled.
 - 3. Record Digital Data Files: Organize digital data information into separate electronic files that correspond to each sheet of the Contract Drawings. Name each file with the sheet identification. Include identification in each digital data file.
 - 4. Identification: As follows:
 - a. Project name.
 - b. Date.
 - c. Designation "PROJECT RECORD DRAWINGS."
 - d. Name of Architect.
 - e. Name of Contractor.

1.5 RECORD SPECIFICATIONS

- A. Preparation: Mark Specifications to indicate the actual product installation where installation varies from that indicated in Specifications, addenda, and contract modifications.
 - 1. Give particular attention to information on concealed products and installations that cannot be readily identified and recorded later.
 - 2. Mark copy with the proprietary name and model number of products, materials, and equipment furnished, including substitutions and product options selected.
 - 3. Record the name of manufacturer, supplier, Installer, and other information necessary to provide a record of selections made.
 - 4. For each principal product, indicate whether record Product Data has been submitted in operation and maintenance manuals instead of submitted as record Product Data.
 - 5. Note related Change Orders, record Product Data, and record Drawings where applicable.
- B. Format: Submit record Specifications as annotated or scanned PDF electronic file(s) of marked-up paper copy of Specifications.

1.6 RECORD PRODUCT DATA.

- A. Recording: Maintain one copy of each submittal during the construction period for project record document purposes. Post changes and revisions to project record documents as they occur; do not wait until end of Project.
- B. Preparation: Mark Product Data to indicate the actual product installation where installation varies substantially from that indicated in Product Data submittal.
 - 1. Give particular attention to information on concealed products and installations that cannot be readily identified and recorded later.
 - 2. Include significant changes in the product delivered to Project site and changes in manufacturer's written instructions for installation.
 - 3. If possible, a Change Order proposal should include resubmitting updated Product Data. This eliminates the need to mark up the previous submittal.
 - 4. Note related Change Orders, record Specifications, and record Drawings where applicable.
- C. Format: Submit record Product Data as annotated or scanned PDF electronic file(s) of marked-up paper copy of Product Data.
 - 1. Include record Product Data directory organized by Specification Section number and title, electronically linked to each item of record Product Data.

1.7 MISCELLANEOUS RECORD SUBMITTALS

- A. Assemble miscellaneous records required by other Specification Sections for miscellaneous record keeping and submittal in connection with actual performance of the Work. Bind or file miscellaneous records and identify each, ready for continued use and reference.
- B. Format: Submit miscellaneous record submittals as PDF electronic file or scanned PDF electronic file(s) of marked-up miscellaneous record submittals.
 - 1. Include miscellaneous record submittals directory organized by Specification Section number and title, electronically linked to each item of miscellaneous record submittals.

1.8 MAINTENANCE OF RECORD DOCUMENTS

- A. Maintenance of Record Documents: Store record documents in the field office apart from the Contract Documents used for construction. Do not use project record documents for construction purposes. Maintain record documents in good order and in a clean, dry, legible condition, protected from deterioration and loss. Provide access to project record documents for Architect's reference during normal working hours.

PART 2 PRODUCTS

PART 3 EXECUTION

END OF SECTION 017839

SECTION 017900 - DEMONSTRATION AND TRAINING

PART 1 GENERAL

1.1 RELATED DOCUMENTS

- A. Drawings and general provisions of the Contract, including General and Supplementary Conditions and other Division 01 Specification Sections, apply to this Section.

1.2 SUMMARY

- A. Section includes administrative and procedural requirements for instructing Owner's personnel, including the following:
 - 1. Demonstration of operation of systems, subsystems, and equipment.
 - 2. Training in operation and maintenance of systems, subsystems, and equipment.
- B. Related Requirements:
 - 1. Divisions 02 through 49 Sections for specific requirements for demonstration and training for products in those Sections.

1.3 INFORMATIONAL SUBMITTALS

- A. Instruction Program: Submit outline of instructional program for demonstration and training, including a list of training modules and a schedule of proposed dates, times, length of instruction time, and instructors' names for each training module. Include learning objective and outline for each training module.
 - 1. Indicate proposed training modules utilizing manufacturer-produced demonstration and training video recordings for systems, equipment, and products in lieu of live instructional module.
- B. Qualification Data: For instructor, if requested by Architect/Engineer.

1.4 CLOSEOUT SUBMITTALS

- 1. At completion of training, submit complete training manual(s) for Owner's use prepared in same paper and PDF file format required for operation and maintenance manuals specified in Section 017823 "Operation and Maintenance Data."

1.5 QUALITY ASSURANCE

- A. Instructor Qualifications: A factory-authorized service representative, complying with requirements in Section 014000 "Quality Requirements," experienced in operation and maintenance procedures and training.

1.6 COORDINATION

- A. Coordinate instruction schedule with Owner's operations. Adjust schedule as required to minimize disrupting Owner's operations and to ensure availability of Owner's personnel.

- B. Coordinate instructors, including providing notification of dates, times, length of instruction time, and course content.
- C. Coordinate content of training modules with content of approved emergency, operation, and maintenance manuals. Do not submit instruction program until operation and maintenance data have been reviewed and approved by Architect/Engineer.

PART 2 PRODUCTS

2.1 INSTRUCTION PROGRAM

- A. Program Structure: Develop an instruction program that includes individual training modules for each system and for equipment not part of a system, as required by individual Specification Sections.
- B. Training Modules: Develop a learning objective and teaching outline for each module. Include a description of specific skills and knowledge that participant is expected to master. For each module, include instruction for the following as applicable to the system, equipment, or component:
 - 1. Basis of System Design, Operational Requirements, and Criteria: Include the following:
 - a. System, subsystem, and equipment descriptions.
 - b. Performance and design criteria if Contractor is delegated design responsibility.
 - c. Operating standards.
 - d. Regulatory requirements.
 - e. Equipment function.
 - f. Operating characteristics.
 - g. Limiting conditions.
 - h. Performance curves.
 - 2. Documentation: Review the following items in detail:
 - a. Emergency manuals.
 - b. Operations manuals.
 - c. Maintenance manuals.
 - d. Project record documents.
 - e. Identification systems.
 - f. Warranties and bonds.
 - g. Maintenance service agreements and similar continuing commitments.
 - 3. Emergencies: Include the following, as applicable:
 - a. Instructions on meaning of warnings, trouble indications, and error messages.
 - b. Instructions on stopping.
 - c. Shutdown instructions for each type of emergency.
 - d. Operating instructions for conditions outside of normal operating limits.
 - e. Sequences for electric or electronic systems.
 - f. Special operating instructions and procedures.
 - 4. Operations: Include the following, as applicable:
 - a. Startup procedures.
 - b. Equipment or system break-in procedures.
 - c. Routine and normal operating instructions.
 - d. Regulation and control procedures.
 - e. Control sequences.
 - f. Safety procedures.
 - g. Instructions on stopping.
 - h. Normal shutdown instructions.
 - i. Operating procedures for emergencies.
 - j. Operating procedures for system, subsystem, or equipment failure.
 - k. Seasonal and weekend operating instructions.
 - l. Required sequences for electric or electronic systems.

- m. Special operating instructions and procedures.
- 5. Adjustments: Include the following:
 - a. Alignments.
 - b. Checking adjustments.
 - c. Noise and vibration adjustments.
 - d. Economy and efficiency adjustments.
- 6. Troubleshooting: Include the following:
 - a. Diagnostic instructions.
 - b. Test and inspection procedures.
- 7. Maintenance: Include the following:
 - a. Inspection procedures.
 - b. Types of cleaning agents to be used and methods of cleaning.
 - c. List of cleaning agents and methods of cleaning detrimental to product.
 - d. Procedures for routine cleaning
 - e. Procedures for preventive maintenance.
 - f. Procedures for routine maintenance.
 - g. Instruction on use of special tools.
- 8. Repairs: Include the following:
 - a. Diagnosis instructions.
 - b. Repair instructions.
 - c. Disassembly; component removal, repair, and replacement; and reassembly instructions.
 - d. Instructions for identifying parts and components.
 - e. Review of spare parts needed for operation and maintenance.

PART 3 EXECUTION

3.1 PREPARATION

- A. Assemble educational materials necessary for instruction, including documentation and training module. Assemble training modules into a training manual organized in coordination with requirements in Division 01 Section "Operations and Maintenance Data."
 - 1. Set up instructional equipment at instruction location.

3.2 INSTRUCTION

- A. Engage qualified instructors to instruct Owner's personnel to adjust, operate, and maintain systems, subsystems, and equipment not part of a system.
 - 1. Architect will furnish an instructor to describe basis of system design, operational requirements, criteria, and regulatory requirements.
 - 2. Owner will furnish an instructor to describe Owner's operational philosophy.
 - 3. Owner will furnish Contractor with names and positions of participants.
- B. Scheduling: Provide instruction at mutually agreed on times. For equipment that requires seasonal operation, provide similar instruction at start of each season.
 - 1. Schedule training with Owner with at least seven days' advance notice.
- C. Training Location and Reference Material: Conduct training on-site in the completed and fully operational facility using the actual equipment in-place. Conduct training using final operation and maintenance data submittals.

END OF SECTION 017900

This page intentionally left blank

SECTION 024100 - DEMOLITION

PART 1 GENERAL

1.1 RELATED DOCUMENTS

- A. Drawings and general provisions of the Contract, including General and Supplementary Conditions and other Division 01 Specification Sections, apply to this Section.

1.2 SUMMARY

A. SECTION INCLUDES

1. Selective demolition of building elements for alteration purposes.
2. Selective demolition of existing utilities to tie in and accommodate new work.

B. RELATED REQUIREMENTS

1. Section 011000 - Summary: Limitations on Contractor's use of site and premises.
2. Section 011000 - Summary: Sequencing and staging requirements.
3. Section 011000 - Summary: Description of items to be removed by Owner.
4. Section 011000 - Summary: Description of items to be salvaged or removed for re-use by Contractor.
5. Section 015000 - Temporary Facilities and Controls: security, protective barriers, and waste removal.
6. Section 016000 - Product Requirements: Handling and storage of items removed for salvage and relocation.
7. Section 017300 - Execution: Project conditions; protection of bench marks, survey control points, and existing construction to remain; reinstallation of removed products; temporary bracing and shoring.
8. Section 017419 - Construction Waste Management and Disposal: Limitations on disposal of removed materials; requirements for recycling.

1.3 DEFINITIONS

- A. Demolition: Dismantle, raze, destroy or wreck any building or structure or any part thereof.
- B. Remove: Detach or dismantle items from existing construction and dispose of them off site, unless items are indicated to be salvaged or reinstalled.
- C. Remove and Salvage: Detach or dismantle items from existing construction in a manner to prevent damage. Clean, package, label and deliver salvaged items to Owner in ready-for-reuse condition.
- D. Remove and Reinstall: Detach or dismantle items from existing construction in a manner to prevent damage. Clean and prepare for reuse and reinstall where indicated.
- E. Existing to Remain: Designation for existing items that are not to be removed and that are not otherwise indicated to be salvaged or reinstalled.
- F. Dismantle: To remove by disassembling or detaching an item from a surface, using gentle methods and equipment to prevent damage to the item and surfaces; disposing of items unless indicated to be salvaged or reinstalled.

1.4 REFERENCE STANDARDS

- A. 29 CFR 1926 - Safety and Health Regulations for Construction; Current Edition.

1.5 PREINSTALLATION MEETINGS

- A. Predmolition Conference: Conduct conference at Project site.
 - 1. Inspect and discuss condition of construction to be selectively demolished.
 - 2. Review structural load limitations of existing structure.
 - 3. Review and finalize selective demolition schedule and verify availability of materials, demolition personnel, equipment, and facilities needed to make progress and avoid delays.
 - 4. Review requirements of work performed by other trades that rely on substrates exposed by selective demolition operations.
 - 5. Review areas where existing construction is to remain and requires protection.
 - 6. Review security protocols and requirements for:
 - a. Removal of materials and equipment at the end of each day.
 - b. Leaving work in progress unattended.
 - c. limitations of work area and temporary barriers.

1.6 SUBMITTALS

- A. See Section 013000 - Administrative Requirements for submittal procedures.
- B. Demolition Plan: Submit demolition plan as required by OSHA and local AHJs.
 - 1. Indicate extent of demolition, removal sequencing, bracing and shoring, and location and construction of barricades and fences.
 - 2. Demolition firm qualifications.

1.7 FIELD CONDITIONS

- A. Owner will occupy portions of building immediately adjacent to selective demolition area. Conduct selective demolition so Owner's operations will not be disrupted.
 - 1. All demolition work is within a detention area.
- B. Notify Architect of discrepancies between existing conditions and Drawings before proceeding with selective demolition.
- C. Hazardous Materials: are not expected within the building and structures to be selectively demolished.
 - 1. Do not disturb hazardous materials or items suspected of containing hazardous materials. immediately notify the Owner and Architect/Engineer.

1.8 COORDINATION

- A. Arrange selective schedule so as not to interfere with Owner's operations.
- B. Project Record Documents: Accurately record actual locations of capped and active utilities and subsurface construction.

PART 2 PRODUCTS

2.1 PERFORMANCE REQUIREMENTS

- A. Regulatory Requirements: Comply with governing EPA notification regulations before beginning selective demolition. Comply with hauling and disposal regulations of authorities having jurisdiction.
- B. Standards: Comply with ASSE A10.6 and NFPA 241.

PART 3 EXECUTION

3.1 DEMOLITION

- A. Remove existing masonry paint finish back to solid masonry.
- B. Remove existing drop ceiling assembly including lights, vent as indicated on the drawings.
 - 1. Existing sprinkler head to remain, protect from damage as required.
- C. Remove existing floor finish and fixtures as required for installation of new finish and fixtures indicated on the drawings.
- D. Remove all shower room accessories as indicated on drawings, including fasteners and other mounting devices. Contractor shall remove accessories and fasteners in a manner that allows for new fixtures and finishes to be installed without residual elements to be visible.
- E. Remove shower fixture including all mounting hardware, mixing valve and necessary plumbing lines to allow for new installation to occur.
- F. Remove other items indicated, for salvage, relocation, and recycling.

3.2 GENERAL PROCEDURES AND PROJECT CONDITIONS

- A. Comply with applicable codes and regulations for demolition operations and safety of adjacent structures and the public.
 - 1. Obtain required permits.
 - 2. Take precautions to prevent catastrophic or uncontrolled collapse of structures to be removed; do not allow worker or public access within range of potential collapse of unstable structures.
 - 3. Provide, erect, and maintain temporary barriers and security devices.
 - 4. Use physical barriers to prevent access to areas that could be hazardous to workers or the public.
 - 5. Conduct operations to minimize effects on and interference with adjacent structures and occupants.
- B. Do not begin removal until receipt of notification to proceed from Owner.
- C. Protect existing structures and other elements to remain in place and not removed.
 - 1. Provide bracing and shoring.
 - 2. Prevent movement or settlement of adjacent structures.
 - 3. Stop work immediately if adjacent structures appear to be in danger.

- D. Minimize production of dust due to demolition operations. Do not use water if that will result in ice, flooding, sedimentation of public waterways or storm sewers, or other pollution.
- E. Perform demolition in a manner that maximizes salvage and recycling of materials.
 - 1. Dismantle existing construction and separate materials.
 - 2. Set aside reusable, recyclable, and salvageable materials; store and deliver to collection point or point of reuse.
- F. Demolition activity shall be performed in a manner that allows for all removed materials to be removed from the detention area (security zone) at the end of each day. No materials may be left demolished within the security zone over night.

3.3 EXISTING UTILITIES

- A. Coordinate work with utility companies. Notify utilities before starting work, comply with their requirements, and obtain required permits.
- B. Protect existing utilities to remain from damage.
- C. Do not disrupt public utilities without permit from authority having jurisdiction.
- D. Do not close, shut off, or disrupt existing life safety systems that are in use without at least 7 days prior written notification to Owner.
- E. Do not close, shut off, or disrupt existing utility branches or take-offs that are in use without at least 3 days prior written notification to Owner.
- F. Locate and mark utilities to remain; mark using highly visible tags or flags, with identification of utility type; protect from damage due to subsequent construction, using substantial barricades if necessary.
- G. Remove exposed piping, valves, meters, equipment, supports, and foundations of disconnected and abandoned utilities.

3.4 SELECTIVE DEMOLITION FOR ALTERATIONS

- A. Existing construction and utilities indicated on drawings are based on casual field observation and existing record documents only.
 - 1. Verify construction and utility arrangements are as indicated.
 - 2. Report discrepancies to Architect before disturbing existing installation.
 - 3. Beginning of demolition work constitutes acceptance of existing conditions that would be apparent upon examination prior to starting demolition.
- B. Separate areas in which demolition is being conducted from areas that remain occupied.
 - 1. Provide, erect, and maintain temporary dustproof partitions of construction specified in Section 015000 and place as directed by the Owner.
- C. Remove existing work as indicated and required to accomplish new work.
 - 1. Remove items indicated on drawings.
- D. Services including, but not limited to, Plumbing: Remove existing systems and equipment as indicated.
 - 1. Maintain existing active systems to remain in operation, and maintain access to equipment and operational components.
 - 2. Where existing active systems serve occupied facilities but are to be replaced with new services, maintain existing systems in service until new systems are complete and ready for service.

3. See Section 011000 - Summary for limitations on outages and required notifications.
 4. Verify that abandoned services serve only abandoned facilities before removal.
 5. Remove abandoned pipe, ducts, conduits, and equipment, including those above accessible ceilings. Remove back to source of supply where possible, otherwise cap stub and tag with identification.
- E. Protect existing work to remain.
1. Prevent movement of structure. Provide shoring and bracing as required.
 2. Perform cutting to accomplish removal work neatly and as specified for cutting new work.
 3. Repair adjacent construction and finishes damaged during removal work.
 4. Patch to match new work.

3.5 DEBRIS AND WASTE REMOVAL

- A. Remove debris, junk, and trash from site.
1. No debris, junk or trash may be left within the security zone overnight.
- B. Do not allow demolished materials to accumulate on-site.
1. No demolished materials may be left within the security zone overnight.
- C. Leave site in clean condition, ready for subsequent work.
- D. Clean up spillage and wind-blown debris from public and private lands.
- E. Burning: Do not burn demolished materials.

END OF SECTION 024100

This page intentionally left blank

SECTION 030100 - MAINTENANCE OF CONCRETE

PART 1 GENERAL

1.1 SECTION INCLUDES

- A. Cleaning of existing concrete surfaces.
- B. Repair of exposed structural, shrinkage, and settlement cracks.
- C. Resurfacing of concrete surfaces having spalled areas and other damage.
- D. Repair of deteriorated concrete.

1.2 RELATED REQUIREMENTS

- A. Section 033000 - Cast-in-Place Concrete: Finishing of concrete surface to tolerance; floating, troweling, and similar operations; curing.

1.3 REFERENCE STANDARDS

- A. ICRI 310.2R - Selecting and Specifying Concrete Surface Preparation for Sealers, Coatings, Polymer Overlays, and Concrete Repair; 2013.

1.4 SUBMITTALS

- A. See Section 013000 - Administrative Requirements, for submittal procedures.
- B. Product Data: Indicate product standards, physical and chemical characteristics, technical specifications, limitations, maintenance instructions, and general recommendations regarding each material.

PART 2 PRODUCTS

2.1 CLEANING MATERIALS

- A. Detergent: Non-ionic detergent.
- B. Alkaline Cleaning Agent: Extra Muscle Prepaint Cleaner, by Great Lakes Laboratories, www.greatlakeslaboratories.com, or approved equal..

2.2 CEMENTITIOUS PATCHING AND REPAIR MATERIALS

- A. Cementitious Resurfacing Mortar: One- or two-component, factory-mixed, polymer-modified cementitious mortar designed for continuous thin-coat application.
 - 1. In-place material resistant to freeze/thaw conditions.

- B. Cementitious Repair Mortar, Trowel Grade: One- or two-component, factory-mixed, polymer-modified cementitious mortar.

2.3 EPOXY PATCHING AND REPAIR MATERIALS

- A. Manufacturers:
- B. Epoxy Repair Mortar: Epoxy resin mixed with aggregate and other materials in accordance with manufacturer's instructions for purpose intended; comply with pot life and workability limits.

PART 3 EXECUTION

3.1 EXAMINATION

- A. Verify that surfaces are ready to receive work.
- B. Beginning of installation means acceptance of substrate.

3.2 PREPARATION

- A. Prepare concrete surfaces to be repaired according to ICRI 310.2R.
- B. Surface Preparation for CFRP Systems:
 1. Repair cracks according to CFRP manufacturer's written instructions.
 2. Cleaning: Remove loose and unsound materials. Remove contaminants that would inhibit bond, such as laitance, dust, dirt, oil, curing compound, existing paint or coatings, efflorescence, and other matter that could interfere with bond of CFRP system concrete surfaces.
 3. Concrete: Roughen surface according to CFRP manufacturer's written instructions.
 4. Apply CFRP system within 72 hours of surface preparation.

3.3 CLEANING EXISTING CONCRETE

- A. Clean concrete surfaces of dirt or other contamination using the gentlest method that is effective.
 1. Try the gentlest method first, then, if not clean enough, use a less gentle method taking care to watch for impending damage.
 2. Clean out cracks and voids using same methods.
- B. The following are acceptable cleaning methods, in order from gentlest to less gentle:
 1. Water washing using low-pressure, maximum of 100 psi, and, if necessary, brushes with natural or synthetic bristles.
 2. Increasing the water washing pressure to maximum of 400 psi.
 3. Adding detergent to washing water; with final water rinse to remove residual detergent.
 4. Steam-generated low-pressure hot-water washing.

3.4 CONCRETE SURFACE REPAIR USING CEMENTITIOUS MATERIALS

- A. Clean concrete surfaces, cracks, and joints of dirt, laitance, corrosion, and other contamination using method(s) specified above and allow to dry.

- B. Apply coating of bonding agent to entire concrete surface to be repaired.
- C. Fill voids with cementitious mortar flush with surface.
- D. Apply repair mortar by steel trowel to a minimum thickness of 1/4 inch (6 mm) over entire surface, terminating at a vertical change in plane on all sides.
- E. Trowel finish to match adjacent concrete surfaces.

END OF SECTION 030100

This page intentionally left blank

SECTION 078400 - FIRESTOPPING

PART 1 GENERAL

1.1 SECTION INCLUDES

- A. Firestopping systems.
- B. Firestopping of joints and penetrations in fire-resistance-rated and smoke-resistant assemblies, whether indicated on drawings or not, and other openings indicated.

1.2 RELATED REQUIREMENTS

- A. Section 092116 - Gypsum Board Assemblies: Gypsum wallboard fireproofing.

1.3 REFERENCE STANDARDS

- A. ASTM E119 - Standard Test Methods for Fire Tests of Building Construction and Materials; 2022.
- B. ASTM E814 - Standard Test Method for Fire Tests of Penetration Firestop Systems; 2013a (Reapproved 2017).
- C. ASTM E2174 - Standard Practice for On-Site Inspection of Installed Firestop Systems; 2020a.
- D. ASTM E2393 - Standard Practice for On-Site Inspection of Installed Fire Resistive Joint Systems and Perimeter Fire Barriers; 2020a.
- E. ITS (DIR) - Directory of Listed Products; Current Edition.
- F. FM (AG) - FM Approval Guide; Current Edition.
- G. UL 1479 - Standard for Fire Tests of Penetration Firestops; Current Edition, Including All Revisions.
- H. UL (FRD) - Fire Resistance Directory; Current Edition.

1.4 SUBMITTALS

- A. See Section 013000 - Administrative Requirements for submittal procedures.
- B. Product Data: Provide data on product characteristics, performance ratings, and limitations.
- C. Installer's qualification statement.

1.5 QUALITY ASSURANCE

- A. Fire Testing: Provide firestopping assemblies of designs that provide the scheduled fire ratings when tested in accordance with methods indicated.
- B. Installer Qualifications: Company specializing in performing the work of this section and:

1. Verification of minimum three years documented experience installing work of this type.

1.6 FIELD CONDITIONS

- A. Comply with firestopping manufacturer's recommendations for temperature and conditions during and after installation; maintain minimum temperature before, during, and for three days after installation of materials.
- B. Provide ventilation in areas where solvent-cured materials are being installed.

PART 2 PRODUCTS

2.1 MANUFACTURERS

- A. Firestopping Manufacturers:
 1. 3M Fire Protection Products: www.3m.com/firestop/#sle.
 2. A/D Fire Protection Systems Inc: www.adfire.com/#sle.
 3. Grace Construction Products.
 4. Hilti, Inc: www.hilti.com/#sle.
 5. Johns Manville.
 6. Tremco Commercial Sealants & Waterproofing; TREMstop Acrylic: www.tremcosealants.com/#sle.
 7. USG Corporation.
 8. Substitutions: See Section 016000 - Product Requirements.

2.2 MATERIALS

- A. Primers, Sleeves, Forms, Insulation, Packing, Stuffing, and Accessories: Provide type of materials as required for tested firestopping assembly.

2.3 FIRESTOPPING SYSTEMS

- A. Firestopping: Any material meeting requirements.
 1. Fire Ratings: Use system that is listed by FM (AG), ITS (DIR), or UL (FRD) and tested in accordance with ASTM E814, ASTM E119, or UL 1479 with F Rating equal to fire rating of penetrated assembly and minimum T Rating Equal to F Rating and in compliance with other specified requirements.
 2. Fire Ratings: See drawings for required systems and ratings.

PART 3 EXECUTION

3.1 EXAMINATION

- A. Verify openings are ready to receive the work of this section.

3.2 PREPARATION

- A. Clean substrate surfaces of dirt, dust, grease, oil, loose material, or other materials that could adversely affect bond of firestopping material.
- B. Remove incompatible materials that could adversely affect bond.

3.3 INSTALLATION

- A. Install materials in manner described in fire test report and in accordance with manufacturer's instructions, completely closing openings.

3.4 FIELD QUALITY CONTROL

- A. Independent Testing Agency: Inspection agency employed and paid by Owner, will examine penetration firestopping in accordance with ASTM E2174 and ASTM E2393.
- B. Repair or replace penetration firestopping and joints at locations where inspection results indicate firestopping or joints do not meet specified requirements.

3.5 CLEANING

- A. Clean adjacent surfaces of firestopping materials.

END OF SECTION 078400

This page intentionally left blank

SECTION 079200 - JOINT SEALANTS

PART 1 GENERAL

1.1 SECTION INCLUDES

- A. Nonsag gunnable joint sealants.
- B. Joint backings and accessories.

1.2 RELATED REQUIREMENTS

- A. Section 092116 - Gypsum Board Assemblies: Sealing acoustical and sound-rated walls and ceilings.
- B. Section 093000 - Tiling: Sealant between tile and plumbing fixtures and at junctions with other materials and changes in plane.

1.3 REFERENCE STANDARDS

- A. ASTM C661 - Standard Test Method for Indentation Hardness of Elastomeric-Type Sealants by Means of a Durometer; 2015 (Reapproved 2022).
- B. ASTM C794 - Standard Test Method for Adhesion-in-Peel of Elastomeric Joint Sealants; 2018 (Reapproved 2022).
- C. ASTM C920 - Standard Specification for Elastomeric Joint Sealants; 2018.
- D. ASTM C1087 - Standard Test Method for Determining Compatibility of Liquid-Applied Sealants with Accessories Used in Structural Glazing Systems; 2016.
- E. ASTM C1193 - Standard Guide for Use of Joint Sealants; 2016.
- F. ASTM C1521 - Standard Practice for Evaluating Adhesion of Installed Weatherproofing Sealant Joints; 2019 (Reapproved 2020).
- G. SCAQMD 1168 - Adhesive and Sealant Applications; 1989, with Amendment (2022).

1.4 SUBMITTALS

- A. See Section 013000 - Administrative Requirements for submittal procedures.
- B. Product Data: Submit manufacturer's technical datasheets for each product to be used; include the following:
 - 1. Physical characteristics, including movement capability, VOC content, hardness, cure time, and color availability.
 - 2. List of backing materials approved for use with the specific product.
 - 3. Substrates that product is known to satisfactorily adhere to and with which it is compatible.
 - 4. Substrates the product should not be used on.

- C. Color Cards for Selection: Where sealant color is not specified, submit manufacturer's color cards showing standard colors available for selection.
- D. Preconstruction Laboratory Test Reports: Submit at least four weeks prior to start of installation.
- E. Preinstallation Field Adhesion Test Reports: Submit filled out Preinstallation Field Adhesion Test Reports log within 10 days after completion of tests; include bagged test samples and photographic records.
- F. Manufacturer's qualification statement.
- G. Installer's qualification statement.

1.5 QUALITY ASSURANCE

- A. Manufacturer Qualifications: Company specializing in manufacturing the products specified in this section with minimum three years documented experience.
- B. Installer Qualifications: Company specializing in performing the work of this section and with at least three years of documented experience.
- C. Preconstruction Laboratory Testing: Arrange for sealant manufacturer(s) to test each combination of sealant, substrate, backing, and accessories.
 - 1. Adhesion Testing: In accordance with ASTM C794.
 - 2. Compatibility Testing: In accordance with ASTM C1087.
 - 3. Allow sufficient time for testing to avoid delaying the work.
 - 4. Deliver sufficient samples to manufacturer for testing.
 - 5. Report manufacturer's recommended corrective measures, if any, including primers or techniques not indicated in product data submittals.
- D. Preinstallation Field Adhesion Test Plan: Include destructive field adhesion testing of one sample of each combination of sealant type and substrate, except interior acrylic latex sealants, and include the following for each tested sample.
 - 1. Identification of testing agency.
 - 2. Preinstallation Field Adhesion Test Log Form: Include the following data fields, with known information filled out.
 - a. Test date.
 - b. Copy of test method documents.
 - c. Age of sealant upon date of testing.
 - d. Test results, modeled after the sample form in the test method document.
 - e. Indicate use of photographic record of test.
- E. Field Adhesion Test Procedures:
 - 1. Allow sealants to fully cure as recommended by manufacturer before testing.
 - 2. Have a copy of the test method document available during tests.
 - 3. Record the type of failure that occurred, other information required by test method, and the information required on the Field Quality Control Log.
 - 4. When performing destructive tests, also inspect the opened joint for proper installation characteristics recommended by manufacturer, and report any deficiencies.
 - 5. Deliver the samples removed during destructive tests in separate sealed plastic bags, identified with project, location, test date, and test results, to Owner.
 - 6. If any combination of sealant type and substrate does not show evidence of minimum adhesion or shows cohesion failure before minimum adhesion, report results to Architect.

- F. Destructive Field Adhesion Test: Test for adhesion in accordance with ASTM C1521, using Destructive Tail Procedure.
1. Sample: At least 18 inches (457 mm) long.
 2. Minimum Elongation Without Adhesive Failure: Consider the tail at rest, not under any elongation stress; multiply the stated movement capability of the sealant in percent by two; then multiply 1 inch (25.4 mm) by that percentage; if adhesion failure occurs before the 1-inch mark is that distance from the substrate, the test has failed.
 3. If either adhesive or cohesive failure occurs before minimum elongation, take necessary measures to correct conditions and retest; record each modification to products or installation procedures.

PART 2 PRODUCTS

2.1 MANUFACTURERS

- A. Nonsag Sealants:
1. Pecora Corporation; dynaflex Tamper-resistant & pick proof security sealants for prisons: www.pecora.com/#sle.
 2. Sika Corporation: www.usa.sika.com/#sle.
 3. Tremco Commercial Sealants & Waterproofing: www.tremcosealants.com/#sle.
 4. Substitutions: See Section 016000 - Product Requirements.

2.2 JOINT SEALANT APPLICATIONS

- A. Scope:
1. Interior Joints: Do not seal interior joints unless specifically indicated to be sealed. Interior joints to be sealed include, but are not limited to, the following items.
 - a. Joints between door, window, and other frames and adjacent construction.
 - b. Other joints indicated below.
- B. Interior Joints: Use nonsag polyurethane sealant, unless otherwise indicated.
- C. Interior Wet Areas: Showers; fixtures in wet areas include plumbing fixtures and other similar items.

2.3 JOINT SEALANTS - GENERAL

- A. Compatibility: Provide joint sealants and other related materials that are compatible with one another and with joint substrates under conditions of service and application, as demonstrated by joint-sealant manufacturer, based on testing and field experience.
- B. Sealants and Primers: Provide products having lower volatile organic compound (VOC) content than indicated in SCAQMD 1168.

2.4 NONSAG JOINT SEALANTS

- A. Tamper-Resistant, Silyl-Terminated Polyether (STPE) and Polyurethane (STPU) Sealant: ASTM C920, Grade NS, Uses M and A; single component; not expected to withstand continuous water immersion or traffic.
1. Movement Capability: Plus and minus ___ percent, minimum
 2. Hardness Range: 25 to 30, Shore A, when tested in accordance with ASTM C661.

2.5 ACCESSORIES

- A. Backer Rod: Cylindrical cellular foam rod with surface that sealant will not adhere to, compatible with specific sealant used, and recommended by backing and sealant manufacturers for specific application.
- B. Preformed Extruded Silicone Joint Seal: Pre-cured low-modulus silicone extrusion, in sizes to fit applications indicated on drawings, combined with a neutral-curing liquid silicone sealant for bonding joint seal to substrates.
 - 1. Size: 1 inch (25.4 mm) wide, in rolls 100 feet (30.5 m) long.
 - 2. Thickness: 0.78 inch (19.8 mm), with ridges along outside bottom edges for bonding area.
- C. Backing Tape: Self-adhesive polyethylene tape with surface that sealant will not adhere to and recommended by tape and sealant manufacturers for specific application.
- D. Masking Tape: Self-adhesive, nonabsorbent, nonstaining, removable without adhesive residue, and compatible with surfaces adjacent to joints and sealants.
- E. Joint Cleaner: Noncorrosive and nonstaining type, type recommended by sealant manufacturer; compatible with joint forming materials.
- F. Primers: Type recommended by sealant manufacturer to suit application; nonstaining.

PART 3 EXECUTION

3.1 EXAMINATION

- A. Verify that joints are ready to receive work.
- B. Verify that backing materials are compatible with sealants.
- C. Verify that backer rods are of the correct size.
- D. Preinstallation Adhesion Testing: Install a sample for each test location indicated in the test plan.
 - 1. Test each sample as specified in PART 1 under QUALITY ASSURANCE article.
 - 2. Notify Architect of date and time that tests will be performed, at least seven days in advance.
 - 3. Record each test on Preinstallation Adhesion Test Log as indicated.
 - 4. If any sample fails, review products and installation procedures, consult manufacturer, or take other measures that are necessary to ensure adhesion; retest in a different location; if unable to obtain satisfactory adhesion, report to Architect.
 - 5. After completion of tests, remove remaining sample material and prepare joints for new sealant installation.

3.2 PREPARATION

- A. Remove loose materials and foreign matter that could impair adhesion of sealant.
- B. Clean joints, and prime as necessary, in accordance with manufacturer's instructions.
- C. Perform preparation in accordance with manufacturer's instructions and ASTM C1193.

- D. Mask elements and surfaces adjacent to joints from damage and disfigurement due to sealant work; be aware that sealant drips and smears may not be completely removable.
- E. Concrete Floor Joints That Will Be Exposed in Completed Work: Test joint filler in an inconspicuous area to verify that it does not stain or discolor slab.

3.3 INSTALLATION

- A. Install this work in accordance with sealant manufacturer's requirements for preparation of surfaces and material installation instructions.
- B. Provide joint sealant installations complying with ASTM C1193.
- C. Install bond breaker backing tape where backer rod cannot be used.
- D. Install sealant free of air pockets, foreign embedded matter, ridges, and sags, and without getting sealant on adjacent surfaces.
- E. Do not install sealant when ambient temperature is outside manufacturer's recommended temperature range, or will be outside that range during the entire curing period, unless manufacturer's approval is obtained and instructions are followed.
- F. Nonsag Sealants: Tool surface concave, unless otherwise indicated; remove masking tape immediately after tooling sealant surface.
- G. Concrete Floor Joint Filler: After full cure, shave joint filler flush with top of concrete slab.

3.4 FIELD QUALITY CONTROL

- A. See Section 014000 - Quality Requirements for additional requirements.
- B. Perform field quality control inspection/testing as specified in PART 1 under QUALITY ASSURANCE article.
- C. Non-Destructive Adhesion Testing: If there are any failures in first 100 linear feet (30 linear m), notify Architect immediately.
- D. Remove and replace failed portions of sealants using same materials and procedures as indicated for original installation.

END OF SECTION 079200

This page intentionally left blank

SECTION 092116 - GYPSUM BOARD ASSEMBLIES

PART 1 GENERAL

1.1 SECTION INCLUDES

- A. Metal stud wall framing.
- B. Metal channel ceiling framing.
- C. Gypsum wallboard.
- D. Joint treatment and accessories.

1.2 RELATED REQUIREMENTS

- A. Section 061000 - Rough Carpentry: Wood blocking product and execution requirements.
- B. Section 092216 - Non-Structural Metal Framing.
- C. Section 095753 - Metal Plank Security Ceiling System : For adjacent ceiling systems to repair work.

1.3 REFERENCE STANDARDS

- A. AISI S220 - North American Standard for Cold-Formed Steel Nonstructural Framing; 2020.
- B. AISI S240 - North American Standard for Cold-Formed Steel Structural Framing; 2015, with Errata (2020).
- C. ASTM A653/A653M - Standard Specification for Steel Sheet, Zinc-Coated (Galvanized) or Zinc-Iron Alloy-Coated (Galvannealed) by the Hot-Dip Process; 2023.
- D. ASTM A1003/A1003M - Standard Specification for Steel Sheet, Carbon, Metallic- and Nonmetallic-Coated for Cold-Formed Framing Members; 2015.
- E. ASTM C1007 - Standard Specification for Installation of Load Bearing (Transverse and Axial) Steel Studs and Related Accessories; 2020.
- F. ASTM C475/C475M - Standard Specification for Joint Compound and Joint Tape for Finishing Gypsum Board; 2017 (Reapproved 2022).
- G. ASTM C754 - Standard Specification for Installation of Steel Framing Members to Receive Screw-Attached Gypsum Panel Products; 2020.
- H. ASTM C840 - Standard Specification for Application and Finishing of Gypsum Board; 2020.
- I. ASTM C1002 - Standard Specification for Steel Self-Piercing Tapping Screws for Application of Gypsum Panel Products or Metal Plaster Bases to Wood Studs or Steel Studs; 2022.
- J. ASTM C1047 - Standard Specification for Accessories for Gypsum Wallboard and Gypsum Veneer Base; 2019.

- K. ASTM D3273 - Standard Test Method for Resistance to Growth of Mold on the Surface of Interior Coatings in an Environmental Chamber; 2021.
- L. GA-216 - Application and Finishing of Gypsum Panel Products; 2021.

1.4 SUBMITTALS

- A. See Section 013000 - Administrative Requirements for submittal procedures.
- B. Product Data:
 - 1. Provide data on metal framing, gypsum board, accessories, and joint finishing system.
 - 2. Provide manufacturer's data on partition head to structure connectors, showing compliance with requirements.

PART 2 PRODUCTS

2.1 METAL FRAMING MATERIALS

- A. Steel Sheet: ASTM A1003/A1003M, subject to the ductility limitations indicated in AISI S220 or equivalent.
- B. Manufacturers - Metal Framing, Connectors, and Accessories:
 - 1. ClarkDietrich; ____: www.clarkdietrich.com/#sle.
 - 2. MarinoWARE; ____: www.marinoware.com/#sle.
 - 3. Substitutions: See Section 016000 - Product Requirements.
- C. Nonstructural Steel Framing for Application of Gypsum Board: See Section 092216.
- D. Nonstructural Framing System Components: AISI S220; galvanized sheet steel, of size and properties necessary to comply with ASTM C754 for the spacing indicated, with maximum deflection of wall framing of L/120 at 5 psf (L/120 at 240 Pa).
 - 1. Studs: C-shaped with knurled or embossed faces.
 - 2. Runners: U shaped, sized to match studs.
 - 3. Ceiling Channels: C-shaped.
 - 4. Furring Members: Hat-shaped sections, minimum depth of 7/8 inch (22 mm).
- E. Non-structural Framing Accessories:
 - 1. Ceiling Hangers: Type and size as specified in ASTM C754 for spacing required.
 - 2. Framing Connectors: ASTM A653/A653M G90 galvanized steel clips; secures cold rolled channel to wall studs for lateral bracing.
 - 3. Flexible Wood Backing: Fire-retardant-treated wood with sheet steel connectors.

2.2 BOARD MATERIALS

- A. Manufacturers - Gypsum-Based Board:
 - 1. American Gypsum Company; ____: www.americangypsum.com/#sle.
 - 2. CertainTeed Corporation; ____: www.certainteed.com/#sle.
 - 3. Georgia-Pacific Gypsum; ____: www.gpgypsum.com/#sle.
 - 4. Gold Bond Building Products, LLC provided by National Gypsum Company; ____: www.goldbondbuilding.com/#sle.
 - 5. USG Corporation; ____: www.usg.com/#sle.
 - 6. Lafarge North America Inc..

7. Substitutions: See Section 016000 - Product Requirements.

B. Impact Resistant Wallboard:

1. Application: Ceiling soffit repair and tie in to new work.
2. Mold Resistance: Score of 10, when tested in accordance with ASTM D3273.
3. Type: Fire-resistance-rated Type X, UL or WH listed.
4. Thickness: 5/8 inch (16 mm).
5. Edges: Tapered.

2.3 GYPSUM BOARD ACCESSORIES

A. Finishing Accessories: ASTM C1047, extruded aluminum alloy (6063 T5) or galvanized steel sheet ASTM A924/A924M G90, unless noted otherwise.

1. Types: Security Grade required. As detailed or required for finished appearance.

B. Moisture Guard Trim: ASTM C1047, rigid plastic, 48 inch (1219.2 mm) length, applied to bottom edge of gypsum board.

C. Joint Materials: ASTM C475/C475M and as recommended by gypsum board manufacturer for project conditions.

1. Fiberglass Tape: 2 inch (50 mm) wide, coated glass fiber tape for joints and corners, except as otherwise indicated.
2. Joint Compound: Drying type, vinyl-based, ready-mixed.
3. Joint Compound: Setting type, field-mixed.

D. Abuse Resistant Finishes:

1. Acrylic, water-based, non-textured, high build, tintable primer and surfacer.

E. Screws for Fastening of Gypsum Panel Products to Cold-Formed Steel Studs Less than 0.033 inches (0.84 mm) in Thickness and Wood Members: ASTM C1002; self-piercing tapping screws, corrosion-resistant.

1. Security Grade and tamper resistant.

PART 3 EXECUTION

3.1 EXAMINATION

A. Verify that project conditions are appropriate for work of this section to commence.

3.2 FRAMING INSTALLATION

A. Metal Framing: Install in accordance with ASTM C1007/AISI S220 and manufacturer's instructions.

B. Suspended Ceilings and Soffits: Space framing and furring members as indicated.

C. Studs: Space studs at 16 inches on center (at 406 mm on center).

1. Extend partition framing to structure where indicated and to ceiling in other locations.
2. Partitions Terminating at Ceiling: Attach ceiling runner securely to ceiling track in accordance with manufacturer's instructions.

D. Openings: Reinforce openings as required for weight of doors or operable panels, using not less than double studs at jambs.

- E. Blocking: Install wood blocking for support of:
 - 1. Plumbing fixtures.
 - 2. Toilet accessories.
 - 3. Wall-mounted door hardware.

3.3 BOARD INSTALLATION

- A. Comply with ASTM C840, GA-216, and manufacturer's instructions. Install to minimize butt end joints, especially in highly visible locations.
- B. Fire-Resistance-Rated Construction: Install gypsum board in strict compliance with requirements of assembly listing.
- C. Exposed Gypsum Board in Interior Wet Areas: Seal joints, cut edges, and holes with water-resistant sealant.
 - 1. Refer to joint sealants for tamper resistant requirements.

3.4 INSTALLATION OF TRIM AND ACCESSORIES

- A. Control Joints: Place control joints consistent with lines of building spaces and as indicated.
- B. Corner Beads: Install at external corners, using longest practical lengths.
- C. Moisture Guard Trim: Install on bottom edge of gypsum board according to manufacturer's instructions and in locations indicated on drawings.

3.5 JOINT TREATMENT

- A. Finish gypsum board in accordance with levels defined in ASTM C840, as follows:
 - 1. Level 4: Walls and ceilings to receive paint finish or wall coverings, unless otherwise indicated.
 - 2. Level 1: Fire-resistance-rated wall areas above finished ceilings, whether or not accessible in the completed construction.
- B. Tape, fill, and sand exposed joints, edges, and corners to produce smooth surface ready to receive finishes.
 - 1. Feather coats of joint compound so that camber is maximum 1/32 inch (0.8 mm).
 - 2. Taping, filling, and sanding are not required at base layer of double-layer applications.

END OF SECTION 092116

SECTION 095753 - METAL PLANK SECURITY CEILING SYSTEM

PART 1 – GENERAL

1.1 RELATED DOCUMENTS

- A. Drawings and general provisions of the Contract, including General and Supplementary Conditions and other Division 01 Specification Sections, apply to this Section.

1.2 SUMMARY

- A. Section Includes:
 - 1. Metal Plank Ceiling System – including all necessary Acoustical Insulation, Suspension Systems, and Fasteners.
 - 2. Recessed Ceiling Light.
- B. Related Documents & Sections:
 - 1. Drawings and general provisions of Contract, including General and Supplementary Conditions.
 - 2. Division 1 Specification sections apply to work of this Section.
 - 3. Finish Schedule or Finish Legend apply to work of this Section.

1.3 REFERENCES:

- A. GENERAL
 - 1. Comply with applicable requirements of the following, except where more stringent requirements are indicated by building codes.
- B. ASTM (American Society for Testing and Materials)
 - 1. ASTM C636, Recommended Practice for Installation of Metal Suspension System for Acoustical Tile and Lay-In Panels.
- C. CISCA Ceiling Systems Installation Handbook.

1.4 DESIGN/PERFORMANCE REQUIREMENTS:

- A. All components of the Cel^oLine[®] Metal Plank Acoustical Security Ceiling System shall be provided by one (1) Manufacturer to ensure single source responsibility and quality control.

1.5 SUBMITTALS:

- A. Submission must be made within ten (10) working days of the General Contract Award to avoid project delay.
 - 1. After award of contract, standard Shop Drawings shall be submitted and approved prior to fabrication of the Metal Planks or their structural supports.
- B. Product Data: Submit Manufacturer's:
 - 1. Product data
 - 2. Installation Instructions

- C. Shop Drawings: Submit Shop Drawings for fabrication and installation of CelLine[®] Metal Plank Acoustical Security Ceiling System.
- D. Samples:
 - 1. A 1' x 1' assembled sample of each Ceiling Panel and its Suspension System shall be submitted for approval.
- E. Closeout Submittals
 - 1. Provide Manufacturer's Cleaning and Maintenance Instructions
 - 2. Warranty Documents
 - 3. Manufacturer's certification of compliance with the acoustical performance required as described in this specification.

1.6 QUALITY ASSURANCE:

- A. Manufacturers' Qualifications: Firm with manufacturing and delivery capacity required for the project, shall have successfully completed at least ten (10) projects within the past five (5) years, utilizing systems, materials, and techniques as herein specified.
- B. Fabricator must own and operate its own manufacturing facilities for all metal components. Systems consisting of components from a variety of Manufacturers will not be considered or accepted.
- C. Manufacturer/Fabricator must own and operate its own painting and finishing facility to assure single source responsibility and quality control.
- D. Installer's Qualifications: Firm with not less than three (3) years of successful experience in the installation of systems similar to those required by this project and acceptable to the Manufacturer of the System.

1.7 PRODUCT DELIVERY, STORAGE AND HANDLING:

- A. Deliver Panels and all System Hardware to the job site in Manufacturer's original packaging, unopened and undamaged, just prior to installation.
- B. Avoid warpage and damage by storing Panels and all System Hardware above floor, flat and in a dry, humidity and temperature controlled interior location.
- C. Follow Manufacturer's instructions and exercise care during off loading, handling and installation to avoid damage and marring of finishes.

1.8 SEQUENCING:

- A. Substitute Products: Alternate proposals for substitute products will not be accepted unless approval is issued in addenda.
- B. Contract Execution: Submittals shall be completed and approved prior to award of subcontract for system components.
- C. Manufacturer's Production Schedule: Sub-contract for the work of this section shall be planned to allow sufficient time for Manufacturer's production and delivery scheduling.

1.9 WARRANTY:

- A. Furnish Manufacturer's:
1. Warranty that materials furnished will perform as specified for a period of not less than one (1) year from date of material shipment when installed in accordance with Manufacturer's recommendations.

PART 2 - PRODUCTS

2.1 MANUFACTURERS:

- A. Basis of Design Products: Subject to compliance with requirements, provide Cel-Line® Metal Plank Acoustical Security Ceiling System, manufactured by
1. Gordon, Inc., 5023 Hazel Jones Road, Bossier City, LA 71111, (800) 747-8954.
- B. Comparable Products: Products of approved manufacturers will be considered in accordance with 016000-Product Requirements, and the following:
1. Products are approved by manufacturer in writing for application specified.
 2. Products that meet or exceed performance and physical characteristics of basis of design products.

2.2 PRODUCT CONSTRUCTION:

- A. PRODUCT CONSTRUCTION:
1. Metal Plank Ceilings: The Metal Plank System is to be fabricated and installed in accordance with the Manufacturer's approved Shop Drawings. Metal Planks shall be factory formed from 12 Gauge perforated (non-perforated) galvanized (minimum A60) steel as indicated on the Shop Drawings. Planks shall be formed 12" wide in lengths of up to 12'-0" as shown on Reflected Ceiling Plans. Vertical legs of Metal Planks are to be factory formed so that Panels overlap tightly to provide positive self-alignment with adjacent Panels.
 2. Metal Plank Suspension: Perimeter Angles and Main Tee Runners shall be factory fabricated from 12 Gauge factory finished galvanized (minimum A60) steel. Angles and Tees shall be factory pre-punched to receive Fasteners. Angles shall be fastened to all abutting vertical surfaces through the use of drilled in anchors or other approved Fasteners at a minimum of 16" O.C. Tee sections shall be suspended by 14 Gauge 1-1/2" x 1-1/2" galvanized slotted Angles bolted to Main Tees at minimum of 5'-0" O.C., hung from structural members or drilled in anchors of appropriate type and dimension as approved by the Architect. Panels shall be securely fastened to all Angles and Tee sections with (steel rivets) (Torx® security fasteners)1 of appropriate dimension (painted to match Panels) minimum 6" O.C. or through the use of concealed Hold Down Angle mechanically fastened to abutting vertical surfaces.
 - a. Acoustical Material: The inside surface of all perforated Ceiling Panels shall be covered with Class A fiberglass Insulation wrapped in black Fire-Retardant Poly. Insulation shall be of sufficient thickness and density to provide the acoustical requirements as outlined herein.
 3. Lights and Air: All light and air units are to be system compatible and sized so as to fit into and trim off full module opening in Ceiling System and shall be independently supported from above by installing trade.
 - a. Lights and Air: All light and air units are to be system compatible and sized so as to fit into and trim off full module opening in Ceiling System and shall be independently supported from above by installing trade.
 - 1) Vent Type: Cel-line Security Return
 - (a) Model: 3RPFDM-MS Return
 - (b) Face Plate: 16 Gauge

- (c) Face Plate Pattern: 1/4" diameter holes
- (d) Material: match plank ceiling.
- (e) Finish: match plank ceiling.
- (f) Vent Duct Type and Size: verify in field.
- 2) Light Type: Cel-line Recessed Security LED Light
 - (a) Model: CLCR
 - (b) Size: 12x24
 - (c) Housing Material: 14 gauge, painted white.
 - (d) Lamp Type: 25 Watt, 5000K, LED
 - (e) Voltage: field verify existing available power.
 - (f) Lens: 0.25" Clear Polycarbonate.
 - (g) Fasteners: match ceiling system.
- 4. Access Doors: All security Access Doors to be installed in the Metal Security Ceiling System shall be supplied by the Metal Security Ceiling System Manufacturer in quantities indicated on the Architectural Drawings or as approved by the Architect. Access Doors shall have the following characteristics:
 - a. Size: 24'' x 24'', which fits an opening of 23-3/4'' x 23-3/4''
 - b. Door: 16 Gauge steel
 - c. Frame: 16 Gauge steel
 - d. Hinge: Full-length semi-concealed piano hinge that opens 180 degrees
 - e. Anchors: Heavy steel, welded to frame
 - f. Lock: Theft-proof, security bolt, with key
 - g. Finish: Factory white polyester powder coated paint finish
- 5. Fasteners: All exposed Fasteners shall be tamper-proof and shall be a minimum No. 12 size. Fasteners for securing the Wall Molding to the wall are to be selected and furnished by the Contractor and approved by the Architect/Engineer.

B. Product Performance:

- 1. Accessibility: Suspended Metal Plank Ceiling Systems shall be designed and installed to resist access to the plenum area. System compatible hinged locking downward accessible Doors are to be provided in locations indicated on architectural Reflected Ceiling Plans. Access Doors are to be sized so as to fit into and trim off full module opening in Ceiling System.
- 2. Acoustical Requirements: The perforated Ceiling Systems shall provide a Noise Reduction Coefficient (NRC) of no less than 0.80 when tested in accordance with ASTM C423-84a in an E-400 mounting as defined in ASTM E795-83.

2.3 FINISHES:

A. Metal Planks and Related Suspension:

- 1. The Metal Planks shall have a factory-applied white super-durable polyester powder coating finish. Finish to be applied after perforation (if applicable) to ensure coating of perforated holes. Panels shall be coated to a minimum thickness of 2.0 mils on the finish side.
- 2. Prior to painting, galvanized steel surfaces shall be cleaned, rinsed, and properly treated to receive the powder coating finish.
- 3. Finish to achieve the following performance characteristics:
 - a. Salt Spray per ASTM B-117 – 1,000 hours PASS at less than 1/8'' from score.
 - b. Humidity Resistance per ASTM D-2247 – 1,000 hours PASS at less than 1/8'' from score.

2.4 FABRICATION:

- A. The Ceiling Contractor shall verify all dimensions, elevations, and job site conditions before fabrication commences.

PART 3 - EXECUTION

3.1 EXAMINATION:

- A. Examination of Surfaces: Installer must examine conditions under which work is to be performed and must notify Contractor in writing of unsatisfactory conditions.
- B. Verify that field measurements and block-out dimensions are as shown on Shop Drawings.

3.2 PREPARATION:

- A. Clean surfaces thoroughly prior to installation.
- B. Prepare surfaces using the methods recommended by the Manufacturer to achieving the best result for the project conditions.

3.3 INSTALLATION:

- A. General: Comply with Manufacturer's printed instructions, governing regulations for Seismic Codes, Local Building Codes, and the Ceiling & Interior Systems Construction Association Standards applicable to work.
- B. The Cel[®]Line Metal Security Ceiling System shall be installed in accordance with ASTM C636 and CISCA guidelines, in layouts as reflected on the approved Shop Drawings, all in compliance with the Manufacturer's Installation Instructions.
 - 1. The Suspension System and Wall Moldings shall be installed plumb and level.
 - 2. Start installation of Metal Plank at location as shown on Reflected Ceiling Plans. Slide Metal Plank along Perimeter Angle to create a ship lapped joint between adjoining Panels. Ensure self-aligning legs overlap each other. Side stitch Panels together along ship lapped Panel joints with self-tapping fasteners per approved Shop Drawings or at a minimum of 24" O.C.
 - 3. In order to achieve secure and tightly engaged Panel joint details, Panels must be installed progressively from the start Panel through the closure Panel. Except for the openings for light, air, fire protection, or access shown on the Reflected Ceiling Plans, all openings or cut outs required in the Ceiling Planks shall be field cut by the trades requiring the openings.

3.4 CLEANING:

- A. Follow Manufacturer's cleaning instructions for specified finish.

3.5 PROTECTION:

- A. Procedures: Care should be taken during the remainder of construction to protect the Cel[®]Line Metal Security Ceiling System from damage.
- B. Damage to Finished Work: Finished units of the Cel[®]Line Metal Security Ceiling System shall be without damage. Damage shall be repaired by the Contractor at the expense of the party damaging the material, as in accordance with the contract requirements.

END OF SECTION 095753

This page intentionally left blank

SECTION 096723 - RESINOUS FLOORING

PART 1 GENERAL

1.1 RELATED DOCUMENTS

- A. Drawings and general provisions of the Contract, including General and Supplementary Conditions and other Division 01 Specification Sections, apply to this Section.

1.2 SUMMARY

- A. Section Includes:
 - 1. High-performance resinous flooring systems.
- B. Related Requirements:
 - 1. Section 030100 - Maintenance of Concrete.
 - 2. Section 042000 - Unit Masonry.

1.3 SUBMITTALS

- A. Product Data: For each type of product indicated.
- B. Installer Certificates for Qualification: Signed by manufacturer stating that installers comply with specified requirements.
- C. Material Certificates: For each resinous flooring component, from manufacturer.
- D. Maintenance Data: For maintenance manuals.
- E. Samples: Submit two 6" X 6" samples of each resinous flooring system applied to a rigid backing. Provide sample which is a true representation of proposed field applied finish. Provide sample color and texture for approval from Owner in writing or approved by General Contractor prior to installation.
- F. Product Schedule: For resinous flooring.

1.4 QUALITY ASSURANCE

- A. Installer Qualifications: Manufacturer's authorized representative who is trained and approved for installation of flooring systems required for this Project.
 - 1. Engage an installer who is approved in writing by resinous flooring manufacturer as qualified to apply resinous flooring systems indicated.
 - 2. Installer Letter of Qualification: Installer to provide letter stating that they have been in business for at least 5 years and listing 5 projects in the last 2 years of similar scope. For each project provide: project name, location, date of installation, contact information, size of project, and manufacturer of materials with system information.
- B. Source Limitations: Obtain primary resinous flooring materials, including primers, resins, hardening agents, grouting coats, and topcoats, from single source from single manufacturer. Provide secondary materials, including patching and fill material, joint sealant, and repair materials, of type and from source recommended by manufacturer of primary materials.

- C. Pre-installation Conference: Conduct conference at Project site before work and mockups begin.
- D. Mockups: Apply mockups to verify selections made under sample submittals and to demonstrate aesthetic effects and set quality standards for materials and execution. Do not cover up mockup area.
 - 1. Apply full-thickness mockups on 16 square foot floor area selected by Architect.
 - 2. Finish surfaces for verification of products, color, texture, and sheen.
 - 3. Simulate finished lighting conditions for Architect's review of mockups.
 - 4. Approved mockups may become part of the completed Work if undisturbed at time of Substantial Completion.
 - 5. Mockup shall demonstrate desired slip resistance for review and approval by Owner's representative in writing.

1.5 DELIVERY, STORAGE, AND HANDLING

- A. Deliver materials in original packages and containers, with seals unbroken, bearing manufacturer's labels indicating brand name and directions for storage and mixing with other components.
 - 1. Maintain containers in clean condition, free of foreign materials and residue.
 - 2. Remove rags and waste from storage areas daily.

1.6 PROJECT CONDITIONS

- A. Environmental Limitations: Comply with resinous flooring manufacturer's written instructions for substrate temperature, ambient temperature, moisture, ventilation, and other conditions affecting resinous flooring application.
- B. Lighting: Provide permanent lighting or, if permanent lighting is not in place, simulate permanent lighting conditions during resinous flooring application.
- C. Close spaces to traffic during resinous flooring application and for not less than 24 hours after application unless manufacturer recommends a longer period.

PART 2 PRODUCTS

2.1 MANUFACTURERS

- A. Basis of Design Products: Subject to compliance with requirements, provide FASTOP DECO QUARTZ SL45 products indicates, as manufactured by:
 - 1. The Sherwin Williams Company, Cleveland, OH. swflooring@sherwin.com
- B. Comparable Products: Products of approved manufacturers will be considered in accordance with 016000-Product Requirements, and the following:
 - 1. Products are approved by manufacturer in writing for application specified.
 - 2. Products that meet or exceed performance and physical characteristics of basis of design products.
- C. Fastop Deco Quartz SL45, 3/16"-1/4" nominal thickness.
 - 1. Primer (Optional for Outgassing): Resuflor Aqua 3477 at 250 sq. ft. per gallon.
 - 2. Slurry: Fastop Multi SL23 at 32 sq. ft. per kit.
 - 3. Broadcast: Colored Quartz 5900F to excess at 0.5 lbs. per sq. ft.
 - 4. Bonding Coat: Resuflor 3746 at 100-120 sq. ft. per gallon.
 - 5. 2nd Broadcast: Colored Quartz 5900F to excess at 0.4 lbs. per sq. ft.
 - 6. Grout Coat: Resuflor 3746 at 100 sq. ft. per gallon.
 - 7. Topcoat: Resuflor 3746 at 160-200 sq. ft. per gallon.

2.2 MATERIALS

- A. VOC Content of Resinous Flooring: Provide resinous flooring systems, for use inside the weatherproofing system, that comply with the following limits for VOC content when calculated according to 40 CFR 59, Subpart D (EPA Method 24)].
1. Resinous Flooring: 100 g/L.

2.3 HIGH-PERFORMANCE RESINOUS FLOORING

- A. Resinous Flooring: Abrasion-, impact- and chemical-resistant, high-performance, resin-based, monolithic floor surfacing designed to produce a seamless floor.
- B. System Characteristics:
1. Color and Pattern: As indicated from manufacturers listed above.
 2. Slip Resistance: Provide slip resistant finish.

2.4 RESILIENT BASE

- A. Epoxy wall cove base:
1. Basis of design product: Fasttop Multi Cove Base System
 2. Provide pre-formed epoxy wall cove base molding including preformed cove inner and outer corners.
 3. Cove radius: 1/2" - 1"
 4. Product length: 4 ft

2.5 ACCESSORY PRODUCTS

- A. Paint Odor Eliminator
1. Product: Kabosh Paint Odor Eliminator
 2. Requirements:
 - a. Eliminate 75-90% of paint odors
 - b. applicable for use in occupied buildings.
 - c. permitted to be used with resinous flooring and wall coatings specified.
 - d. does not effect paint adhesion, hardness, or performance.

PART 3 EXECUTION

3.1 PREPARATION

- A. Inspection: Prior to commencing Work, thoroughly examine all underlying and adjoining work, surfaces and conditions upon which Work is in any way dependent for perfect results. Report all conditions which affect Work. No "waiver of responsibility" for incomplete, inadequate or defective underlying and adjoining work, surfaces and conditions will be considered, unless notice of such unsatisfactory conditions has been filed and agreed to in writing before Work begins. Commencement of Work constitutes acceptance of surfaces.
- B. Surface Preparation: Remove all surface contamination, loose or weakly adherent particles, laitance, grease, oil, curing compounds, paint, dust and debris by blast track method or approved mechanical means (acid etch not allowed). If surface is questionable, try a test patch. Create a minimum surface

profile for the system specified in accordance with the methods described in ICRI No. 03732 to achieve profile numbers as follows:

1. CSP-1 to CSP-3
2. CSP-3 to CSP-5
3. CSP-4 to CSP-6
4. CSP-5 to CSP-10

- C. Verify that concrete substrates are dry and moisture-vapor emissions are within acceptable levels according to manufacturer's written instructions.
1. Moisture Testing: Perform tests indicated below.
 - a. Calcium Chloride Test: Perform anhydrous calcium chloride test per ASTM F 1869. Proceed with installation only after substrates have maximum moisture-vapor-emission rate of 3 lbs. of water/1000 sq. ft. in 24 hours. Perform tests so that each test area does not exceed 1000 sq. ft. and perform 3 tests for the first 1000 sq. ft. and one additional test for every additional 1000 sq ft.
 - b. In-Situ Probe Test: Perform relative-humidity test using in-situ probes per ASTM F 2170. Proceed with installation only after substrates have a maximum 75 percent relative-humidity-level measurement.
- D. Cove Base Preparation in accordance with manufacturers recommendations.
1. Store in warm area completely flat.
 2. apply at operating temperature of the room.
 3. rough walls to be ground and sand, ideally prepared to original structural material.
 4. diamond grinde and clean surfaces of loose debris and other protrusions to a sound substrate.

3.2 ENVIRONMENTAL CONDITIONS

- A. All applicators and all other personnel in the area of the RF installation shall take all required and necessary safety precautions. All manufacturers' installation instructions shall be implicitly instructions shall be implicitly followed.
- B. Repair damaged and deteriorated concrete according to resinous flooring manufacturer's written instructions.
- C. Alkalinity and Adhesion Testing: Verify that concrete substrates have pH within acceptable range. Perform tests recommended by manufacturer. Proceed with application only after substrates pass testing.
- D. Resinous Materials: Mix components and prepare materials according to resinous flooring manufacturer's written instructions.
- E. Use patching and fill material to fill holes and depressions in substrates according to manufacturer's written instructions.
- F. Treat control joints and other nonmoving substrate cracks to prevent cracks from reflecting through resinous flooring according to manufacturer's written instructions.

3.3 APPLICATIONS

- A. Install resinous floor over properly prepared concrete surface in strict accordance with the manufacturer's directions.
1. Install the primer and/or base coats over thoroughly cleaned and prepared concrete.
 2. Install topcoat over flooring after excess aggregate has been removed.
 3. Maintain a slab temperature of 60°F to 80°F for 24 hours minimum before applying floor topping, or as instructed by manufacturer.

- B. Apply components of resinous flooring system according to manufacturer's written instructions to produce a uniform, monolithic wearing surface of thickness indicated.
 - 1. Coordinate application of components to provide optimum adhesion of resinous flooring system to substrate, and optimum intercoat adhesion.
 - 2. Cure resinous flooring components according to manufacturer's written instructions. Prevent contamination during application and curing processes.
 - 3. At substrate expansion and isolation joints, comply with resinous flooring manufacturer's written instructions.
- C. Sealant: Saw cut resinous floor topping at expansion joints in concrete slab. Fill sawcuts with sealant prior to final seal coat application. Follow manufacturer's written recommendations.
- D. Apply primer over prepared substrate at manufacturer's recommended spreading rate.
- E. Slip Resistant Finish: Provide grit for slip resistance.
- F. Apply topcoats in number indicated for flooring system and at spreading rates recommended in writing by manufacturer.

3.4 COMPLETED WORK

- A. Cleaning: Upon completion of the Work, clean up and remove from the premises surplus materials, tools, appliances, empty cans, cartons and rubbish resulting from the Work. Clean off all spattering and drippings, and all resulting stains.
- B. Protection: Protect Work in accordance with manufacturer's directions from damage and wear during the remainder of the construction period. Use protective methods and materials, including temporary covering, recommended in writing by resinous flooring manufacturer.
- C. Contractor shall insure that coating is protected from any traffic until it is fully cured to the satisfaction of the coating manufacturer.

END OF SECTION 096723

This page intentionally left blank

SECTION 099000 - PAINTING AND COATING - COMMERCIAL FACILITY

PART 1 GENERAL

1.1 RELATED DOCUMENTS

- A. Drawings and general provisions of the Contract, including General and Supplementary Conditions and other Division 01 Specification Sections, apply to this Section.

1.2 SUMMARY

A. SECTION INCLUDES

1. Surface preparation.
2. Interior painting and coating systems.
3. Scope:
 - a. Finish surfaces exposed to view, unless fully factory-finished and unless otherwise indicated, including the following:
 - 1) Interior:
 - (a) Masonry CMU: Concrete, split face, scored, smooth, high density, low density, and fluted.
 - (b) Metal: Aluminum and galvanized.
 - (c) Metal: Structural steel columns, joists, trusses, beams, miscellaneous and ornamental iron, structural iron, and ferrous metal.
 - (d) Wood: Walls, ceilings, doors, and trim.
 - (e) Drywall: Walls, ceilings, gypsum board, and similar items.
 - (f) Exposed bare and covered pipes and ducts, hangers, exposed steel and iron supports, and surfaces of mechanical and electrical equipment that do not have a factory-applied final finish, unless noted otherwise.

B. Related Requirements:

1. Section 096723 - Resinous Flooring
2. Section 099400 - Decorative Finishing

1.3 REFERENCE STANDARDS

- A. SSPC-SP 1 - Solvent Cleaning; 2015, with Editorial Revision (2016).
- B. SSPC-SP 6 - Commercial Blast Cleaning; 2007.

1.4 SUBMITTALS

- A. See Section 013000 - Administrative Requirements for submittal procedures.
- B. Product Data: Provide complete list of products to be used, with the following information for each:
1. Product characteristics.
 2. Surface preparation instructions and recommendations.
 3. Primer requirements and finish specification.
 4. Storage and handling requirements and recommendations.
 5. Application methods.
 6. Clean-up information.

- C. Samples: Submit four paper draw down samples, 8-1/2 by 11 inches (216 by 279 mm) in size, illustrating range of colors available for each finishing product specified.
- D. Maintenance Materials: Furnish the following for Owner's use in maintenance of project.
 - 1. See Section 016000 - Product Requirements for additional provisions.
 - 2. Extra Paint and Finish Materials: 1 gallon (4 L) of each color; from the same product run, store where directed.
 - 3. Label each container with color in addition to manufacturer's label.

1.5 QUALITY ASSURANCE

- A. Applicator Qualifications: Company specializing in performing the type of work specified with minimum 3 years experience and approved by manufacturer.

1.6 MOCK-UPS

- A. See Section 014000 - Quality Requirements for general requirements for mock-ups.
- B. Provide one accent wall as directed by Architect to demonstrate color and finish.
- C. Locate where directed by Architect.
- D. Mock-up may remain as part of the work.

1.7 DELIVERY, STORAGE, AND HANDLING

- A. Deliver products to site in sealed and labeled containers; inspect to verify acceptability.
- B. Container Label: Include manufacturer's name, type of paint, product name, product code, color designation, VOC content, batch date, environmental handling, surface preparation, application, and use instructions.
- C. Paint Materials: Store at a minimum of 45 degrees F (7 degrees C) and a maximum of 90 degrees F (32 degrees C), in ventilated area, and as required by manufacturer's instructions.

1.8 FIELD CONDITIONS

- A. Do not apply materials when environmental conditions are outside the ranges required by manufacturer.
- B. Follow manufacturer's recommended procedures for producing the best results, including testing of substrates, moisture in substrates, and humidity and temperature limitations.

PART 2 PRODUCTS

2.1 MANUFACTURERS

- A. Basis of Design Products: Subject to compliance with requirements, provide Sherwin-Williams Company (The) products indicated; www.sherwin-williams.com/#sle.

- B. Comparable Products: Products of approved manufacturers will be considered in accordance with 016000 - Product Requirements, and the following:
 - 1. Products are approved by manufacturer in writing for application specified.
 - 2. Products that meet or exceed performance and physical characteristics of basis of design products.

2.2 PAINTINGS AND COATINGS

- A. General:
 - 1. Provide factory-mixed coatings unless otherwise indicated.
 - 2. Do not reduce, thin, or dilute coatings or add materials to coatings unless specifically indicated in manufacturer's instructions.
- B. Accessory Materials: Provide primers, sealers, cleaning agents, cleaning cloths, sanding materials, and clean-up materials as required for final completion of painted surfaces.

2.3 PAINT SYSTEMS - INTERIOR

- A. Interior/Exterior Latex Block Filler: Water-based, high-solids, emulsion coating formulated to bridge and fill porous surfaces of exterior concrete masonry units in preparation for specified subsequent coatings.
- B. Masonry CMU: Concrete, split face, scored, smooth, high density, low density, and fluted.
 - 1. Epoxy Systems, Water Based:
 - a. Refer to Section 096723 - Resinous Flooring. specified flooring system to be used at wall applications to a reduced thickness recommended by product manufacturer.
- C. Metal: Structural steel columns, joists, trusses, beams, miscellaneous and ornamental iron, structural iron, and ferrous metal.
 - 1. Latex Systems:
 - a. Gloss Finish High Performance:
 - 1) 1st Coat: Sherwin-Williams Kem Kromik Universal Metal Primer B50NZ6/B50WZ1: www.sherwin-williams.com/#sle.
 - (a) 3 mils minimum per dry coat.
 - 2) 2nd and 3rd Coats: Sherwin-Williams Pro Industrial Acrylic Gloss, B66-600 Series: www.sherwin-williams.com/#sle.
 - (a) 2.5 mils minimum per dry coat.
 - b. Semi-Gloss High Performance:
 - 1) 1st Coat: Sherwin-Williams Pro Industrial Pro-Cryl Universal Primer, B66-1310 Series: www.sherwin-williams.com/#sle.
 - (a) 5 mils wet, 2 mils dry per coat.
 - 2) 2nd and 3rd Coat: Sherwin-Williams Pro Industrial Acrylic Semi-Gloss, B66-650 Series: www.sherwin-williams.com/#sle.
 - (a) 2 to 4 mils dry per coat.
 - c. Eg-Shel/Satin Finish High Performance:
 - 1) 1st Coat: Sherwin-Williams Pro Industrial Pro-Cryl Universal Primer, B66-1310 Series: www.sherwin-williams.com/#sle.
 - (a) 5 mils wet, 2 mils dry per coat.
 - 2) 2nd and 3rd Coats: Sherwin-Williams Pro Industrial Acrylic Gloss, B66-600 Series: www.sherwin-williams.com/#sle.
 - (a) 2 to 4 mils dry per coat.
- D. Wood: Walls, ceilings, doors, and trim.
 - 1. Latex Systems:

- a. 1st Coat: Sherwin-Williams PrepRite ProBlock Latex Primer/Sealer, B51W00620: www.sherwin-williams.com/#sle.
 - b. 4 mils wet, 1.4 mils dry.
- E. Drywall: Walls, ceilings, gypsum board, and similar items.
1. Latex Systems:
 - a. Semi-Gloss Finish:
 - 1) 1st Coat: Sherwin-Williams ProMar 200 Zero VOC Interior Latex Primer, B28W2600: www.sherwin-williams.com/#sle.
(a) 1.6 mils minimum per dry coat.
 - 2) 2nd and 3rd Coat: Sherwin-Williams ProMar 200 Zero VOC Latex Semi-Gloss, B31-2600 Series: www.sherwin-williams.com/#sle.
(a) 1.6 mils per dry coat.
 - b. Eg-Shel Finish:
 - 1) 1st Coat: Sherwin-Williams ProMar 200 Zero VOC Interior Latex Primer, B28W2600: www.sherwin-williams.com/#sle.
 - 2) 2nd and 3rd Coat: Sherwin-Williams ProMar 200 Zero VOC Eg-Shel, B20-2600 Series: www.sherwin-williams.com/#sle.
 - c. Flat Finish:
 - 1) 1st Coat: Sherwin-Williams ProMar 200 Zero VOC Interior Latex Primer, B28W2600: www.sherwin-williams.com/#sle.
 - 2) 2nd and 3rd Coat: Sherwin-Williams ProMar 200 Zero VOC Latex Flat, B30-2600 Series: www.sherwin-williams.com/#sle.

PART 3 EXECUTION

3.1 EXAMINATION

- A. Verify that surfaces are ready to receive work as instructed by the product manufacturer.
- B. Examine surfaces scheduled to be finished prior to commencement of work. Report any condition that may potentially effect proper application.
- C. Test shop-applied primer for compatibility with subsequent cover materials.

3.2 PREPARATION

- A. Clean surfaces thoroughly and correct defects prior to application.
- B. Prepare surfaces using the methods recommended by the manufacturer for achieving the best result for the substrate under the project conditions.
- C. Remove mildew from impervious surfaces by scrubbing with solution of water and bleach. Rinse with clean water and allow surface to dry.
- D. Gypsum Board: Fill minor defects with filler compound; sand smooth and remove dust prior to painting.
- E. Galvanized Surfaces:
 1. Remove surface contamination and oils and wash with solvent according to SSPC-SP 1.
- F. Ferrous Metal:
 1. Solvent clean according to SSPC-SP 1.

2. Remove rust, loose mill scale, and other foreign substances using methods recommended by paint manufacturer and blast cleaning according to SSPC-SP 6. Protect from corrosion until coated.

G. Wood: Remove dust, grit, and foreign matter. Scrape, sand, and spot prime knots and pitch streaks. Fill nail holes and imperfections with wood filler and sand smooth.

3.3 APPLICATION

A. Remove unfinished louvers, grilles, covers, and access panels on mechanical and electrical components and paint separately.

B. Apply products in accordance with manufacturer's written instructions.

C. Apply coatings at spread rate required to achieve manufacturer's recommended dry film thickness.

3.4 PRIMING

A. Apply primer to all surfaces unless specifically not required by coating manufacturer. Apply in accordance with coating manufacturer's instructions.

B. Primers specified in painting schedules may be omitted on items that are factory primed or factory finished if acceptable to top coat manufacturers.

3.5 CLEANING

A. Collect waste material that could constitute a fire hazard, place in closed metal containers, and remove daily from site.

B. Clean surfaces immediately of overspray, splatter, and excess material.

C. After coating has cured, clean and replace finish hardware, fixtures, and fittings previously removed.

3.6 PROTECTION

A. Protect finished coatings from damage until completion of project.

B. Touch-up damaged finishes after Substantial Completion.

END OF SECTION 099000

This page intentionally left blank

SECTION 099400 - DECORATIVE FINISHING

PART 1 – GENERAL

1.1 RELATED DOCUMENTS

- A. Drawings and general provisions of the Contract, including General and Supplementary Conditions and other Division 01 Specification Sections, apply to this Section.

1.2 SUMMARY

- A. Section Includes:
 - 1. Provide Portland cement based coating for waterproofing, sealing and protecting existing concrete, stucco, brick or masonry walls.
- B. Related Sections: Other specification sections which relate directly to the work of this section include the following:
 - 1. Section 030100: Maintenance of Concrete
 - 2. Section 042000: Unit Masonry

1.3 SUBMITTALS

- A. Product Data: Submit manufacturer's product data and installation for each material and product used. Include manufacturer's Material Safety Data Sheets.

1.4 REFERENCES

- A. ASTM C 109: Compressive Strength of Hydraulic Mortars
- B. ASTM C 191: Setting time of Hydraulic Cement
- C. ASTM C 348: Flexural Strength
- D. ICC 1806.2: Damproofing Requirements for Acrylic Modified Cement Based Coatings

1.5 QUALITY ASSURANCE

- A. Manufacturer's Qualifications: The manufacturer shall be a company with at least fifteen years experience and regularly engaged in the manufacturer and marketing of products specified herein.
- B. Installer's Qualifications: The contractor shall be qualified to perform the work specified by reason of experience.

1.6 DELIVERY, STORAGE AND HANDLING

- A. Deliver products in original packaging, labeled with product identification, manufacturer, batch number and shelf life.

- B. Store products in a dry area. Protect from direct sunlight.
- C. Handle products in accordance with manufacturer's printed recommendations.

PART 2 – PRODUCTS

2.1 MANUFACTURER

- A. Basis of Design Products: Subject to compliance with requirements, provide QUIKRETE products indicates, as manufactured by the QUIKRETE® Companies, One Securities Centre, 3490 Piedmont Road, NE, Suite 1300, Atlanta, GA, 30305; telephone (404) 634-9100
- B. Comparable Products: Products of approved manufacturers will be considered in accordance with 016000-Product Requirements, and the following:
 - 1. Products are approved by manufacturer in writing for application specified.
 - 2. Products that meet or exceed performance and physical characteristics of basis of design products.

2.2 MATERIALS

- A. Portland cement based waterproofing, sealing and protective concrete and masonry coating.
- B. Comply with the following:
 - 1. Manufacturer: Heavy Duty Masonry Coating (No. 1301 - White, No. 1312 - Gray), Acrylic Fortifier (No. 8610).
 - 2. Performance and Physical Properties at 73 degrees F and 50 percent relative humidity:
 - a. Compliance: ICC 1806.2 (2 coats with Acrylic Fortifier)
 - 1) VOC Compliant (OG/L).
 - b. Compressive Strength, ASTM C 109 Modified:
 - 1) Brushable Consistency: 2000 psi (13.8 MPa) @ 24 hours, 5000 psi (34.5 MPa) @ 7 days and 6000 psi (41.3 MPa) @ 28 days.
 - 2) Trowelable Consistency: 3000 psi (19.2 MPa) @ 24 hours, 6000 psi (41.3 MPa) @ 7 days and 8000 psi (55.1 MPa) @ 28 days.
 - c. Flexural Strength, ASTM C 348:
 - 1) Brushable Consistency: 450 psi (3.1 MPa) @ 24 hours, 550 psi (3.8 MPa) 7 days, 1000 psi (6.9 MPa) @ 28 days.
 - 2) Trowelable Consistency: 550 psi (3.8 MPa) @ 24 hours, 650 psi (4.5 MPa) @ 7 days, 1200 psi (8.3 MPa) @ 28 days.
 - d. Color: White (No. 1301), Gray (No. 1312)
 - 1) Decorative Integral Color: QUIKRETE® Stucco and Mortar Colors (No. 1319)
 - 3. Finish: Smooth Finish.

PART 3 – EXECUTION

3.1 EXAMINATION

- A. Examine substrates and conditions under which materials will be installed. Do not proceed with installation until unsatisfactory conditions are corrected.
- B. Coordinate installation with adjacent work to ensure proper sequence of construction. Protect adjacent areas landscaping from contact due to mixing and handling of materials.

3.2 SURFACE PREPARATION

- A. Comply with manufacturer's printed instructions and the following:
1. Prior to application, clean the surface of all loose material, dirt, dust grease, oil, paint or efflorescence. Smooth areas should be roughened or etched.

3.3 MIXING

- A. Comply with manufacturer's printed instructions and the following:
1. Material should be mechanically mixed for a minimum of 3-5 minutes using a five gallon (19L) bucket with a ½" (12mm) drill and paddle mixer. For large grouting applications a standard mortar mixer should be used.
 2. Add 1 ½ gallon (5.7L) of clean water for each 40lb (18.1 kg) bag to achieve a plastic consistency. (Trowelable: 1 gallon (3.8L).
 - a. Add the powder to the water and mix until a lump free, fluid consistency is achieved.
 - b. Add water sparingly to reach the desired consistency.
 - c. Do not mix more material than can be placed in 15 minutes.
 3. For Damp proofing or for installation over low porosity surfaces:
 - a. ½ gallon (1.9 L) of QUIKRETE® Acrylic Fortifier can be used as a replacement for ½
 4. For Colored Decorative finish:
 - a. Add QUIKRETE® Stucco and Mortar Color (#1319) directly to the mixing water. QUIKRETE® Stucco and Mortar Color (No.1319). Comply with manufacturer's printed instructions.
 5. Do not exceed a total volume of 7 quarts (6.6L) of water for each 40lb (18.1 kg) bag.
 6. Prepare only enough mix as can be applied in one hour.
 7. Do not re-temper with additional water.

3.4 APPLICATION

- A. Comply with manufacturer's printed instructions and the following:
1. Dampen surface with a fine water mist before application, saturate the surface evenly.
 2. Apply with a stiff masonry brush using a circular scrubbing motion to insure deep penetration of the ingredients. Can also be spray applied.
 3. Lightly mist several times for 24 hours after application to eliminate rapid moisture loss.
 4. Two coats are recommended. Apply the second coat between 12 hours and 48 hours after the first coat.
 5. One 40 lb (18.1 kg) bag will cover up to 180 sq. ft. (16.7 m²) when applied at a uniform 1/32" (0.8 mm) thickness.
 6. Do not use over previously painted, sealed or waxed surfaces.
 7. Do not apply when temperatures are expected to be below 40°F (4°C) within 24 hours.

3.5 CURING

- A. Lightly mist with water several times for 24 hours after application.
- B. No special procedures are required with the addition of acrylic fortifier.

3.6 CLEANING

- A. Remove excess material before material cures. If material has cured, remove using mechanical methods that will not damage substrate.

This page intentionally left blank

SECTION 102800 - TOILET, BATH, AND LAUNDRY ACCESSORIES

PART 1 GENERAL

1.1 SECTION INCLUDES

- A. Institutional ligature-resistant toilet accessories.

1.2 RELATED REQUIREMENTS

- A. Section 061053 - Miscellaneous Rough Carpentry: Concealed supports for accessories, including in wall framing and plates, above ceiling framing, and _____.

1.3 REFERENCE STANDARDS

- A. ASTM A653/A653M - Standard Specification for Steel Sheet, Zinc-Coated (Galvanized) or Zinc-Iron Alloy-Coated (Galvannealed) by the Hot-Dip Process; 2023.
- B. ASTM A666 - Standard Specification for Annealed or Cold-Worked Austenitic Stainless Steel Sheet, Strip, Plate, and Flat Bar; 2023.
- C. ASTM B456 - Standard Specification for Electrodeposited Coatings of Copper Plus Nickel Plus Chromium and Nickel Plus Chromium; 2017 (Reapproved 2022).
- D. ASTM C1036 - Standard Specification for Flat Glass; 2021.
- E. ASTM C1503 - Standard Specification for Silvered Flat Glass Mirror; 2018.

1.4 SUBMITTALS

- A. See Section 013000 - Administrative Requirements, for submittal procedures.
- B. Product Data: Submit data on accessories describing size, finish, details of function, and attachment methods.
- C. Maintenance Data: For accessories to include in maintenance manuals.

1.5 WARRANTY

- A. Manufacturer's Special Warranty for Mirrors: Manufacturer agrees to repair or replace mirrors that fail in materials or workmanship within specified warranty period.
 - 1. Failures include, but are not limited to, visible silver spoilage defects.
 - 2. Warranty Period: 10 years from date of Substantial Completion.

PART 2 PRODUCTS

2.1 MANUFACTURERS

- A. Basis of Design Products: Subject to compliance with requirements, provide products as outlined in the following sections.
- B. Comparable Products: Products of approved manufacturers will be considered in accordance with 016000-Product Requirements, and the following:
 - 1. Products are approved by manufacturer in writing for application specified.
 - 2. Products that meet or exceed performance and physical characteristics of basis of design products.
- C. Institutional Security and Ligature-Resistant Toilet and Bath Accessories:
 - 1. American Specialties, Inc: www.americanspecialties.com/#sle.
 - 2. Whitehall Manufacturing: www.whitehallmfg.com/#sle.
 - 3. Acorn Engineering Company; www.acorneng.com

2.2 MATERIALS

- A. Accessories - General: Shop assembled, free of dents and scratches and packaged complete with anchors and fittings, steel anchor plates, adapters, and anchor components for installation.
- B. Keys: Provide 4 keys for each accessory to Owner; master key lockable accessories.
- C. Stainless Steel: ASTM A666, Type 304.
- D. Steel Sheet: ASTM A 1008/A 1008M, Designation CS, manufacturer's standard thickness.
- E. Galvanized Sheet Steel: Hot-dipped galvanized steel sheet, ASTM A653/A653M, with G90/Z275 coating.
- F. Galvanized Steel Mounting Devices: Hot-dipped galvanized after fabrication, ASTM A 153/A 153M.
- G. ABS Plastic: Acrylonitrile-butadiene-styrene resin formulation.
- H. Mirror Glass: Annealed float glass, ASTM C1036 Type I, Class 1, Quality Q2, with silvering, protective and physical characteristics complying with ASTM C1503.
- I. Fasteners, Screws, and Bolts: stainless or hot dip galvanized where concealed; tamper-proof; security type.
 - 1. Security Fasteners:
 - a. Operable only by tools produced by fastener manufacturer or other licensed fabricator for use on specific type of fastener. Drive-system type, head style, material, and protective coating as required for assembly, installation, and strength, and as follows:

2.3 FINISHES

- A. Stainless Steel: Satin finish, unless otherwise noted.
- B. Chrome/Nickel Plating: ASTM B456, SC 2, polished finish, unless otherwise noted.

2.4 INSTITUTIONAL SECURITY AND LIGATURE-RESISTANT TOILET AND BATH ACCESSORIES

- A. Wall Shower:
1. Constructed of heavy gauge stainless steel with satin finish
 2. Unit Shall include:
 - a. Control valve.
 - b. Temperature/Pressure balancing Mixing Valve, IAPMO Certified, ASSE 1016-2011.
 - 1) Control handle to be ligature resistant design.
 - c. Conical showerheads with swivel adjustment.
 - d. Recessed soap dish.
 - e. Lower Shower head with diverter valve at Accessible shower locations.
 - 1) Control handle to be ligature resistant design.
 - 2) Hand held shower is NOT permitted.
 3. Orientation: left/right hand options as follows:
 - a. Control handles to be located/oriented to rear wall of shower
 4. Compliance:
 - a. Ligature Resistant
 - b. Accessibility/ADA compliant
 5. Mounting - Flush Mounted.
 6. Product/Model Number:
 - a. WH418ADA-CSHS-L - flush mount ADA/CBC wall shower with fixed showerhead - left hand valve, and integrated soap dish.
 - b. WH418ADA-CSHS-R - flush mount ADA/CBC wall shower with fixed showerhead - right hand valve, and integrated soap dish.
- B. Mirrors: Solid surface framed, Type 400 polished stainless steel mirror; exposed front mount.
1. Frame: Solid surface material with mitered beveled edges and welded and ground corners, and tamperproof hanging system; Rounded corners.
 2. Products:
 - a. Cornerstone Inc; Item# DFSML1.
- C. Grab Bars: Type 304 stainless steel, smooth surface with closure plate.
1. Heavy Duty Grab Bars:
 - a. Mounting - Front Mounted
 - b. Dimensions: 1-1/2 inch (38 mm) outside diameter, minimum 0.05 inch (1.3 mm) wall thickness, 1-1/2 inch (38 mm) clearance between wall and inside of grab bar; 14 gauge stainless steel "L" shaped closure plate with wall mounting flange welded to bottom of tube to prevent ligature. Install grab bar and closure plate with tamper-resistant screws through grab bar circular mounting flange and wall flange of flat closure.
 - c. Products:
 - 1) Whitehall Mfg;
 - (a) Model WH1109-3-L (left orientation two-wall grab bar with closure plate, 32" x 18" long).
 - (b) Model WH1109-3-R (right orientation two-wall grab bar with closure plate, 32" x 18" long).Cornerstone Inc; Model SA70-001240 (24" Long)
- D. Adjustable, Auto-Release Multi Hook Clothes Hook Panel with Bookshelf: Satin finish stainless steel; square-shaped bracket with beveled edges. Install with tamper-resistant screws.
1. Adjustable Auto-release Pins: Adjustable releasing range of zero to 25 pounds (11 kg).
 - a. Four (4) tamper resistant hooks below shelf.
 2. Bookshelf: 14 gauge Type 304 stainless steel; sloped side panels, welded to bracket; 8 inches (203 mm) deep.
 3. Products:
 - a. Cornerstone Inc; Item# DFWS.

- E. Wall Grill - for use at wall mounted exhaust vents.
 - 1. Maximum security grade unit
 - 2. Extra Heavy Duty Grill with Steel perforated Face
 - 3. Products:
 - a. Model: ASTG
 - b. Manufacturer: Anemostat Security Products, or approved equal.

PART 3 EXECUTION

3.1 EXAMINATION

- A. Verify existing conditions before starting work.
- B. Verify exact location of accessories for installation.
- C. Verify that field measurements are as indicated on drawings.

3.2 PREPARATION

- A. Deliver inserts and rough-in frames to site for timely installation.
- B. Provide templates and rough-in measurements as required.

3.3 INSTALLATION

- A. Install accessories in accordance with manufacturers' instructions in locations indicated on drawings.
- B. Mounting Heights: As required by accessibility regulations, unless otherwise indicated.
 - 1. Grab Bars: As indicated on drawings.
 - 2. Mirrors: 39 inches, measured from floor to bottom of mirrored surface.
 - 3. Other Accessories: As indicated on drawings.

3.4 PROTECTION

- A. Protect installed accessories from damage due to subsequent construction operations.

END OF SECTION 102800